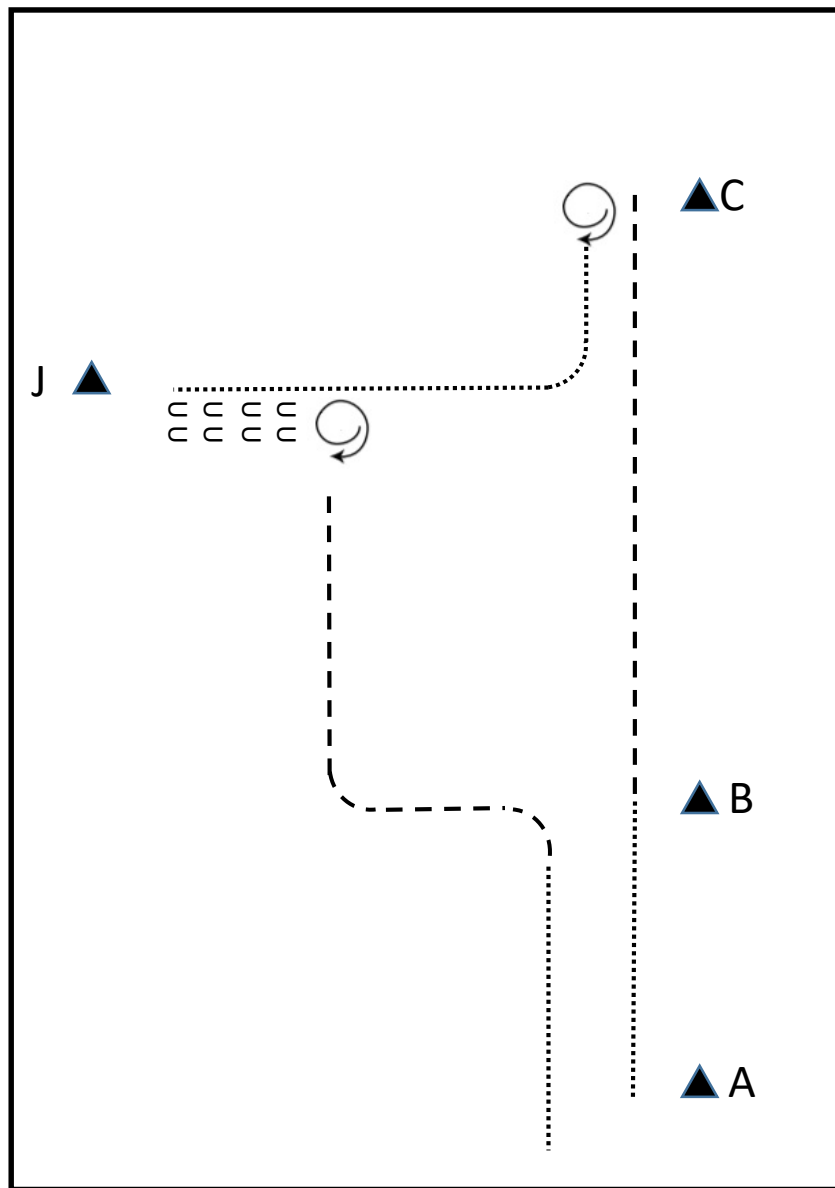


# Patternbook

Rosehill Appaloosa Horse Show 2023

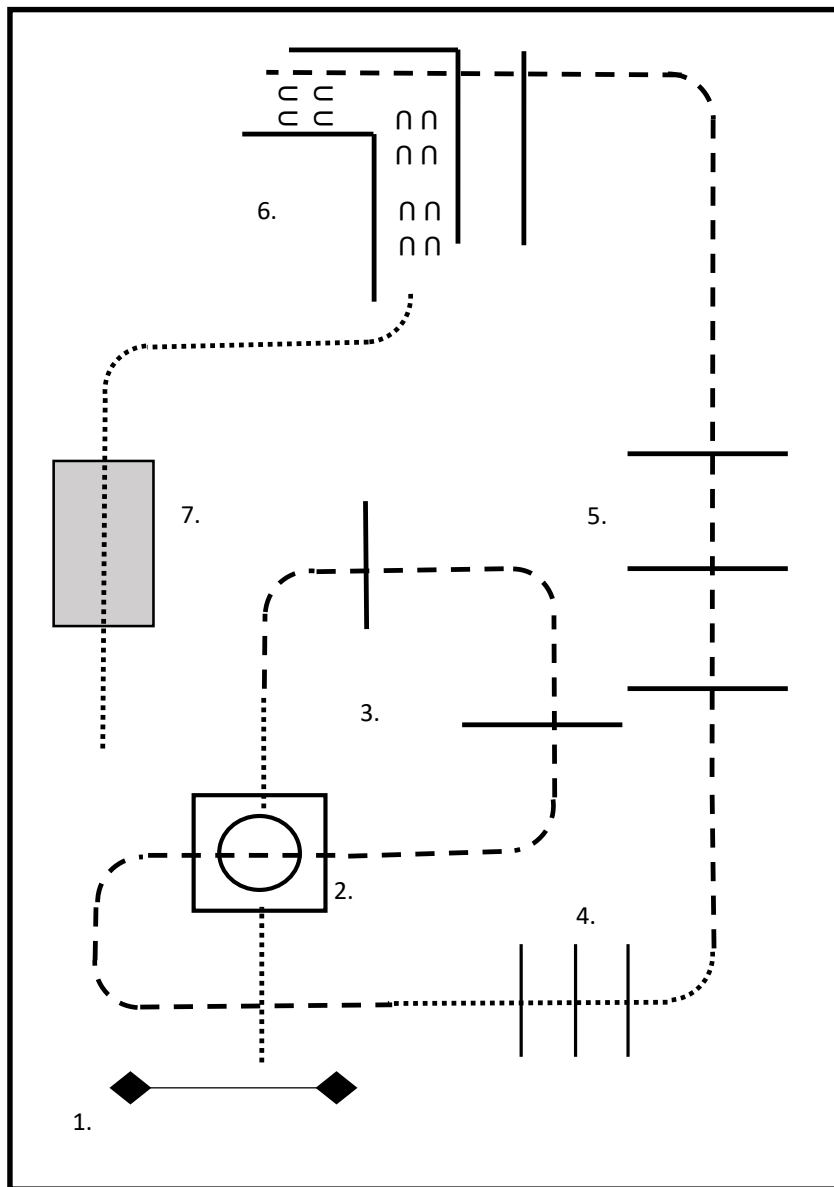
## ROH Showmanship rasseoffen



Be ready at A

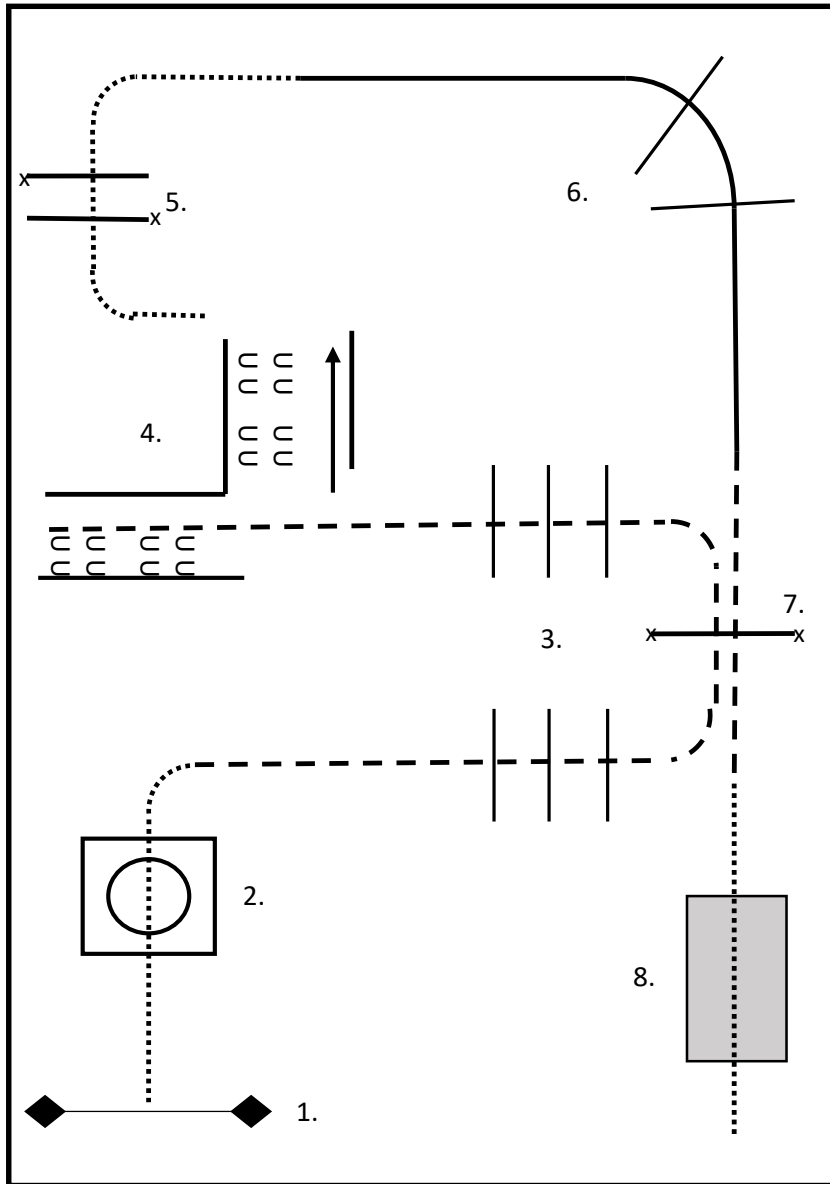
1. Walk to B
2. Jog to C
3. At C stop, turn 180°.
4. Walk to the judge, Set up
5. Back up, turn 270°, jog a corner to B
6. At B walk and leave the arena

# ROH Trail in Hand rasseoffen



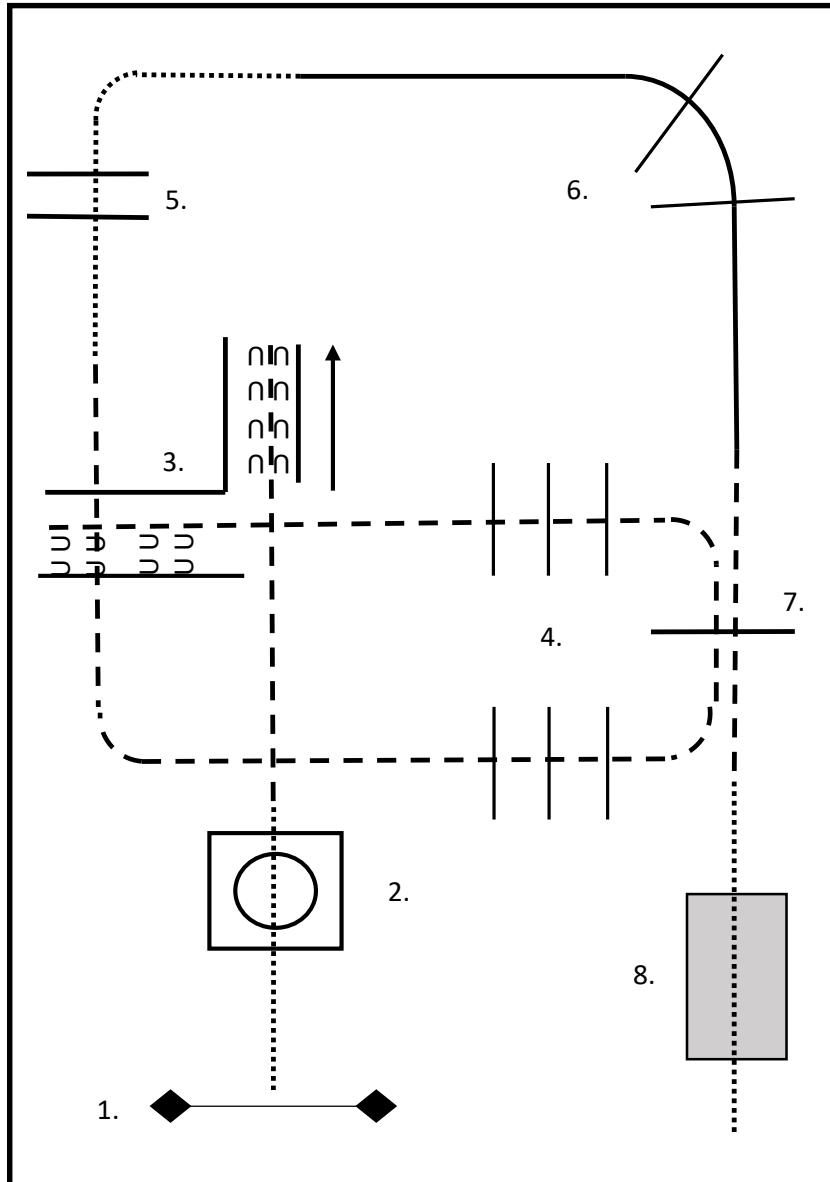
1. Work the gate
2. Walk into the box, 360° turn right, walk out
3. Jog over the poles
4. Walk over the poles
5. Jog over the poles
6. Jog into L, back up
7. Walk over the bridge

# 380 Trail All Ages



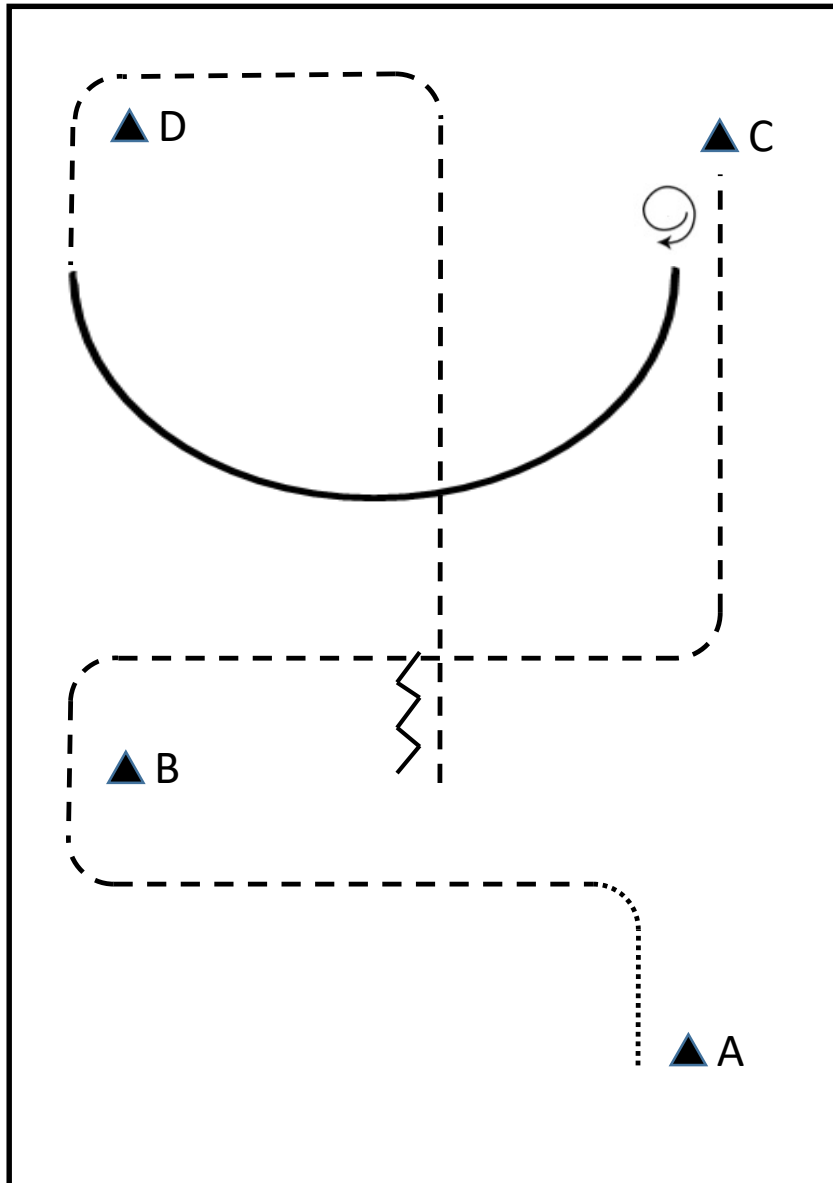
1. Work the gate
2. Walk into box, 360° turn either direction
3. Jog over the poles
4. Jog into L, back up and sidepass to the right
5. Walk over elevated poles
6. Lope over poles, right lead
7. Jog over elevated pole
8. Walk over the bridge

# ROT Trail



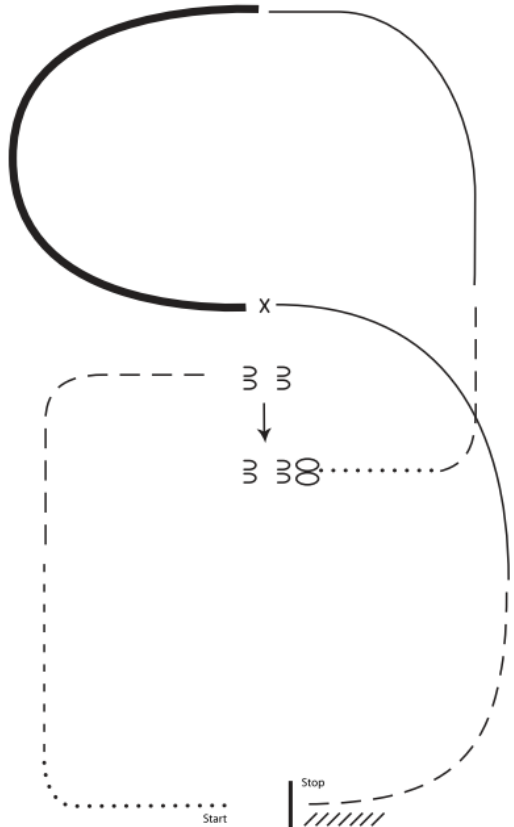
1. Work the gate
2. Walk into box, 360° turn either direction
3. Jog into L, back up
4. Jog over the poles
5. Walk over poles
6. Lope over poles, right lead
7. Jog over pole
8. Walk over the bridge

## RHS Horsemanship rasseoffen



1. Be ready at A
2. Walk, Jog around B to C
3. 180° turn to the right
4. Lope right lead
5. Jog around D
6. When even with B Stop, Back up one horse length

# ROR Ranch Riding rasseoffen/550 Ranch Riding

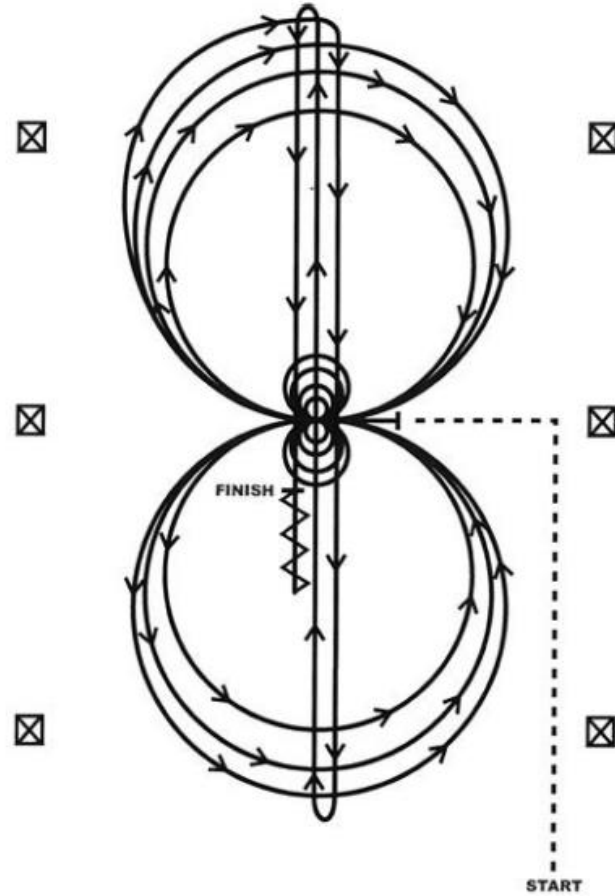


## RANCH RIDING PATTERN 3

1. Walk to the left around corner of the arena
2. Trot
3. Extend alongside of the arena and around the corner to center
4. Stop, side pass right
5. 360 degree turn each direction (either way 1st)
6. Walk
7. Trot
8. Lope left lead
9. Extend the lope
10. Change leads (simple or flying)
11. Collect to the lope
11. Extend Trot
12. Stop and back

..... Walk	—— Lope	X Lead Change
- - - - Trot	—— Ext Lope	⊃⊃ Sidepass
- - - - Ext Trot	//// Back	↓
		⊃⊃

## 340 Reining All Ages



### PATTERN 11

Horse must jog the majority of the way to the center of the arena. Failure to jog the majority of the way to the center will result in a -0- for failure to complete the pattern as written. Horse must walk or stop prior to starting pattern. Begin at the center of the arena facing the left wall or fence.

1. Complete four spins to the left. Hesitate.
2. Complete four spins to the right. Hesitate.
3. Beginning on the right lead complete three circles to the right: the first circle small and slow; the next two circles large and fast. Change leads at the center of the arena.
4. Complete three circles to the left: the first circle small and slow; the next two circles large and fast. Change leads at the center of the arena.
5. Begin a large circle to the right, but do not close this circle. Run down the center of the arena past the end marker and do a right rollback – no hesitation.
6. Run up the middle to the opposite end of the arena past the end marker and do a left rollback – no hesitation.
7. Run past the center marker and do a sliding stop. Back up to the center of the arena or at least ten feet (3.05 m). Hesitate to demonstrate completion of the pattern.

*Exhibitor may be requested to dismount and drop bridle to the designated judge.*