



*PATTERN*

Open	Show 1/2	Show 3/4	Finals
Junior Working Cowhorse .....	# 11 .....	# 4	
Senior Working Cowhorse .....	# 3 .....	# 7	
Junior Reining .....	# 8 .....	# 4 .....	# 6
Hackamore/Snaffle Bit Reining .....	# 6 .....	# 2 .....	# 8
Senior Reining .....	# 11 .....	# 7 .....	# 10
Junior Western Riding .....	# 1 .....	# 4 .....	# 3
Senior Western Riding .....	# 2 .....	# 3 .....	# 4

Amateur	Show 1/2	Show 3/4	Finals
Working Cowhorse .....	# 9 .....	# 2	
Reining .....	# 4 .....	# 11 .....	# 8
Western Riding .....	# 4 .....	# 1 .....	# 3

Amateur Select	Show 1/2	Show 3/4	Finals
Reining.....	# 6.....	# 8.....	# 5

Youth	Show 1/2	Show 3/4	Finals
Reining 13 & Under .....	# 5 .....	# 4 .....	# 6
Reining 14-18 .....	# 6 .....	# 2 .....	# 8
Western Riding .....	# 3 .....	# 2 .....	# 4



*PATTERN*

Open	Show 1/2	Show 3/4	Finals
------	----------	----------	--------

Junior Trail ..... page 37 ..... page 41 ..... page 45

Senior Trail ..... page 38 ..... page 42 ..... page 46

Amateur	Show 1/2	Show 3/4	Finals
---------	----------	----------	--------

Showmanship ..... page 35 ..... page 39 ..... page 43

Trail ..... page 38 ..... page 42 ..... page 46

Horsemanship ..... page 36 ..... page 40 ..... page 44

Hunt Seat Equitation..... page 37 ..... page 41 ..... page 45

Amateur Select	Show 1/2	Show 3/4	Finals
----------------	----------	----------	--------

Showmanship ..... page 35 ..... page 39 ..... page 43

Trail ..... page 38 ..... page 42 ..... page 45

Horsemanship ..... page 36 ..... page 40 ..... page 44



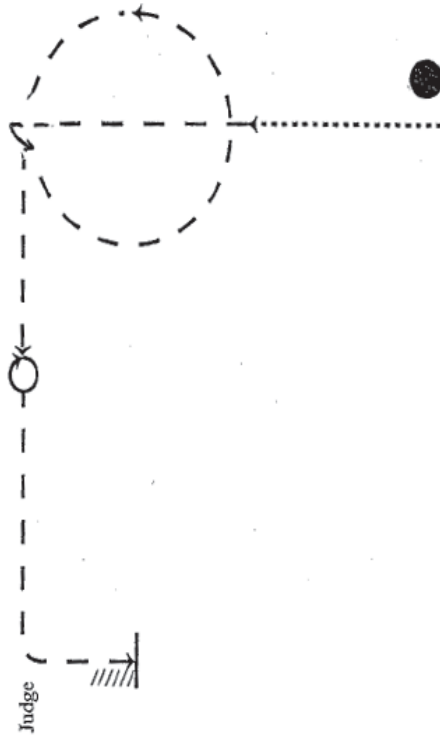
*PATTERN*

Youth	Show 1/2	Show 3/4	Finals
Showmanship -13 .....	page 35.....	page 39 .....	page 43
Showmanship 14-18.....	page 35.....	page 39 .....	page 43
Trail -13 .....	page 37.....	page 41 .....	page 45
Trail 14-18.....	page 38.....	page 42 .....	page 46
Horsemanship -13 .....	page 36.....	page 40 .....	page 44
Horsemanship 14-18.....	page 36.....	page 40 .....	page 44
Hunt Seat Equitation.....	page 37.....	page 41 .....	page 45

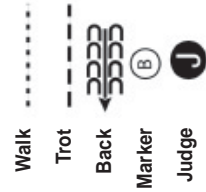


### AQHA Show 1/2

4127 Youth 13 & Under Showmanship  
2128 Amateur Select Showmanship



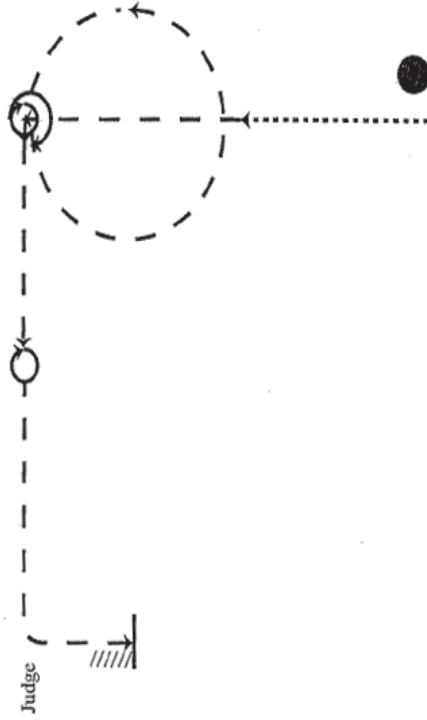
1. Walk 1/2 the distance of the line.
2. Trot 1/2 the distance of the line.
3. Stop and execute 1/4 turn left.
4. Trot a circle to the left and trot towards the Judge.
5. Stop and execute 360° turn.
6. Trot towards the Judge and trot a corner to the left.
7. Stop and back.
8. Setup for inspection with horse's shoulder in line with the Judge.
9. Exit at a walk of trot



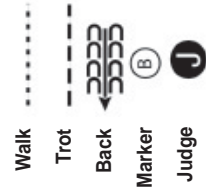
**NOTE:**  
The drawn description of this pattern is only intended for the general depiction of the pattern. Contestants should utilize the arena space to best exhibit their horses.

### AQHA Show 1/2

4128 Youth 14-18 Showmanship  
2120 Amateur Showmanship

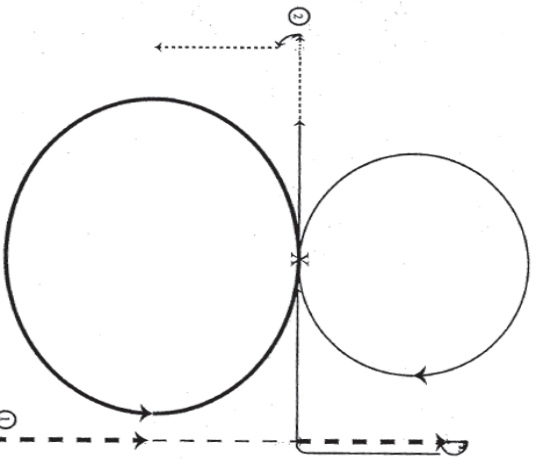


1. Walk 1/2 the distance of the line.
2. Trot 1/2 the distance of the line.
3. Stop and execute 1 3/4 turns.
4. Trot a circle to the left and trot towards the Judge.
5. Stop and execute 360° turn.
6. Trot towards the Judge and trot a corner to the left.
7. Stop and back.
8. Setup for inspection with horse's shoulder in line with the Judge.
9. Exit at a walk of trot



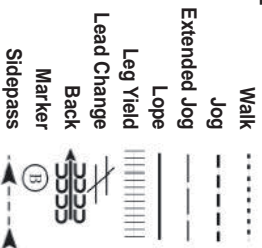
**NOTE:**  
The drawn description of this pattern is only intended for the general depiction of the pattern. Contestants should utilize the arena space to best exhibit their horses.

**AQHA Show 1/2**  
 4407 Youth 13 & Under Horsemanship  
 2408 Amateur Select Horsemanship

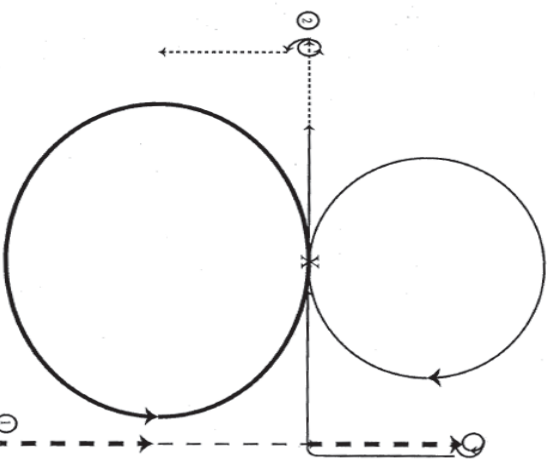


1. Starting at marker 1, extended jog for 1/3 of the line.
2. Jog 1/3 of the line.
3. Extended jog for last 1/3 of the line.
4. Stop and execute 1/2 turn to the right.
5. Lope down the line and make a corner towards the middle of the arena.
6. Lope a cadenced circle to the right.
7. Change leads and lope large circle, with moderate speed to the left. Collect to lope when colising this circle.
8. Approximately 20 feet (6 meter) from marker 2, transition to the walk without loosing forward motion.
9. Stop and execute 1/4 turn to the left.
10. Exit at a walk or jog.

**NOTE:**  
 The drawn description of this pattern is only intended for the general depiction of the pattern. Contestants should utilize the arena space to best exhibit their horses.



**AQHA Show 1/2**  
 4408 Youth 14-18 Horsemanship  
 2400 Amateur Horsemanship



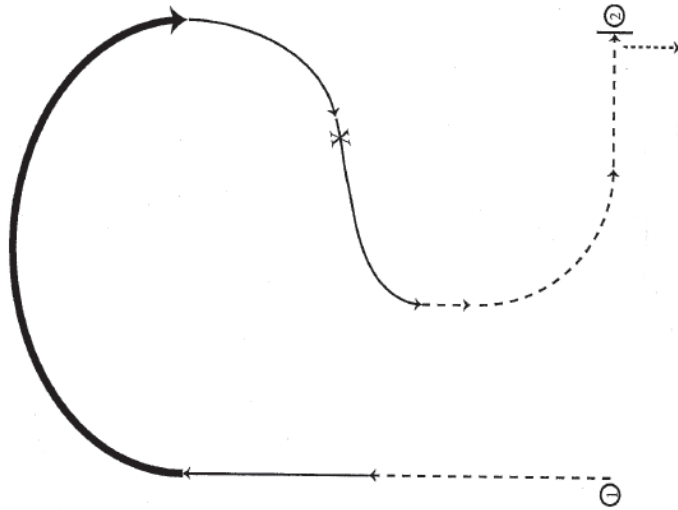
1. Starting at marker 1, extended jog for 1/3 of the line.
2. Jog 1/3 of the line.
3. Extended jog for last 1/3 of the line.
4. Stop and execute 1 1/2 turn to the right.
5. Lope down the line and make a corner towards the middle of the arena.
6. Lope a cadenced circle to the right.
7. Change leads and lope large circle, with moderate speed to the left. Collect to lope when colising this circle.
8. Approximately 20 feet (6 meter) from marker 2, transition to the walk without loosing forward motion.
9. Stop and execute 1 1/4 turns to the left.
10. Exit at a walk or jog.

**NOTE:**  
 The drawn description of this pattern is only intended for the general depiction of the pattern. Contestants should utilize the arena space to best exhibit their horses.



### AQHA Show 1/2

4520 Youth Hunt Seat Equitation  
2520 Amateur Hunt Seat Equitation



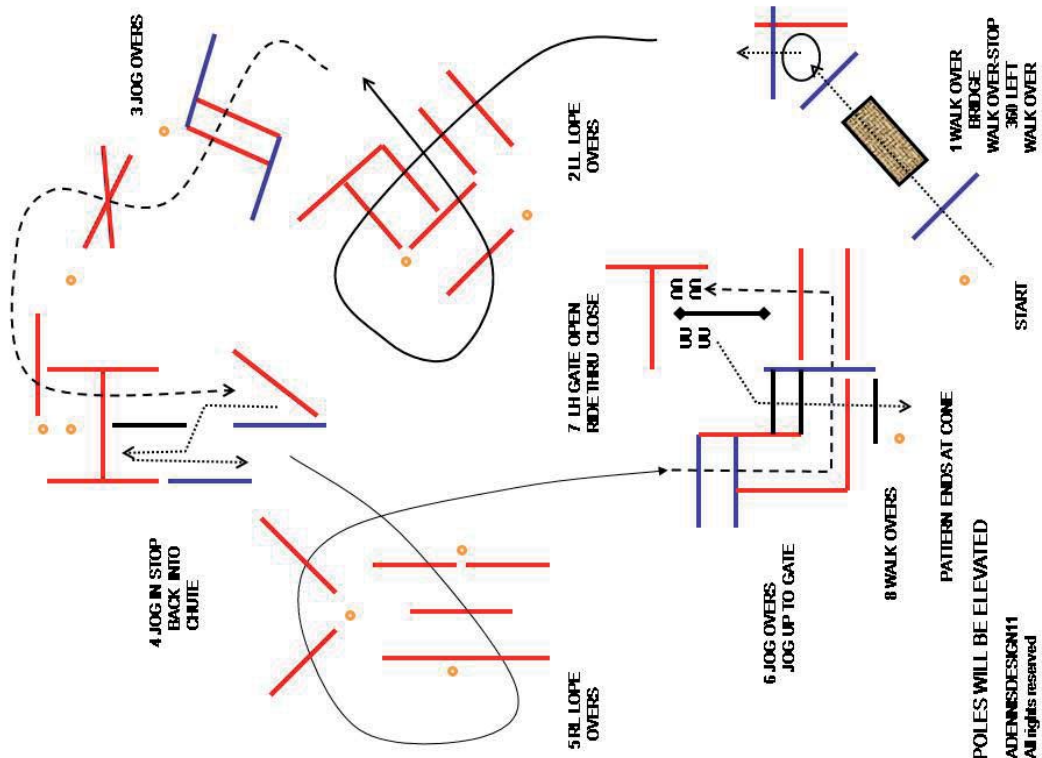
1. Posting trot from marker 1 half-way down long side.
2. Right lead canter.
3. Hand gallop around the end before collecting to the canter.
4. Change leads and canter 1/2 way to marker 1.
5. Posting trot around the corner.
6. Sitting trot to marker 2.
7. Halt.
8. Exit at a walk or trot.

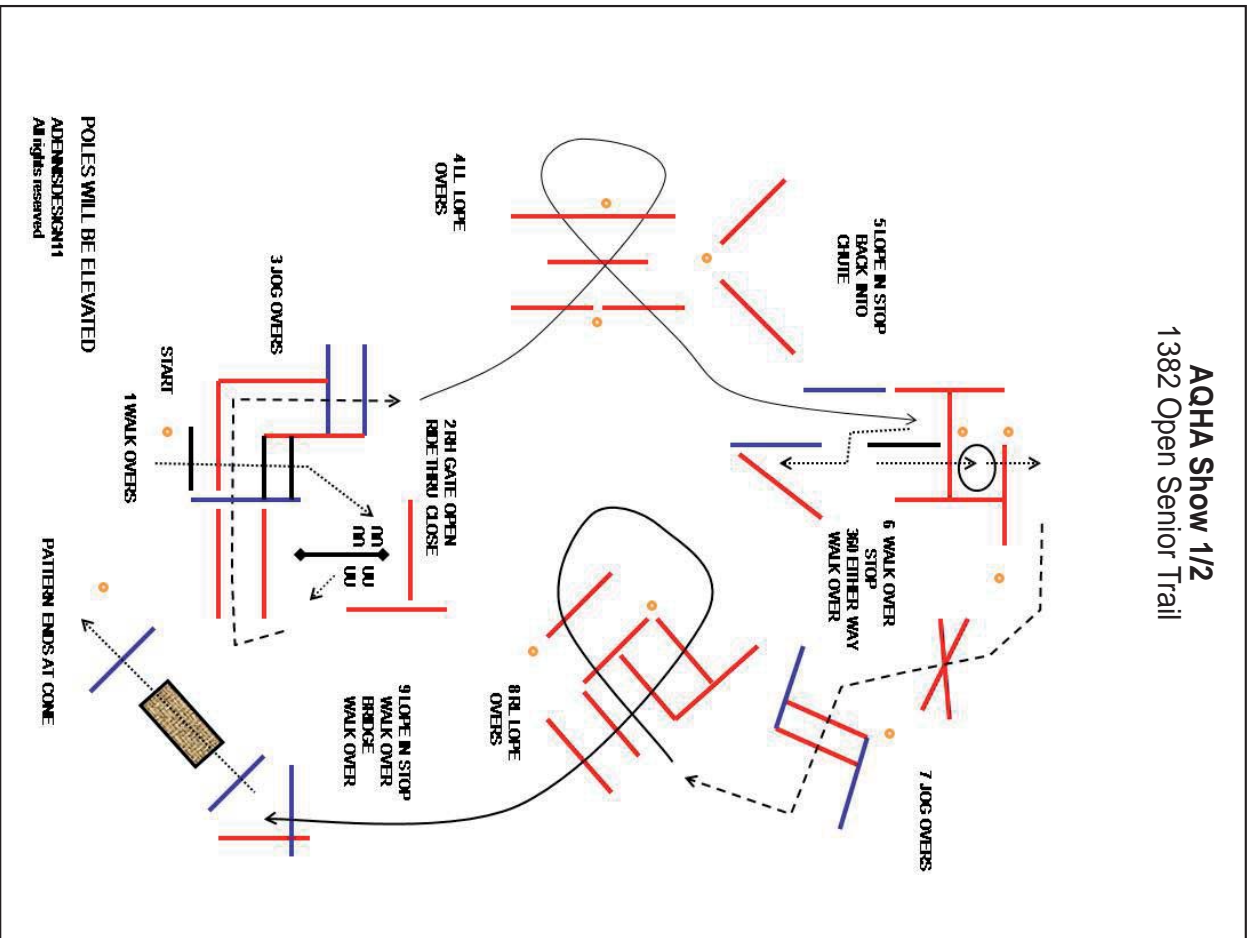
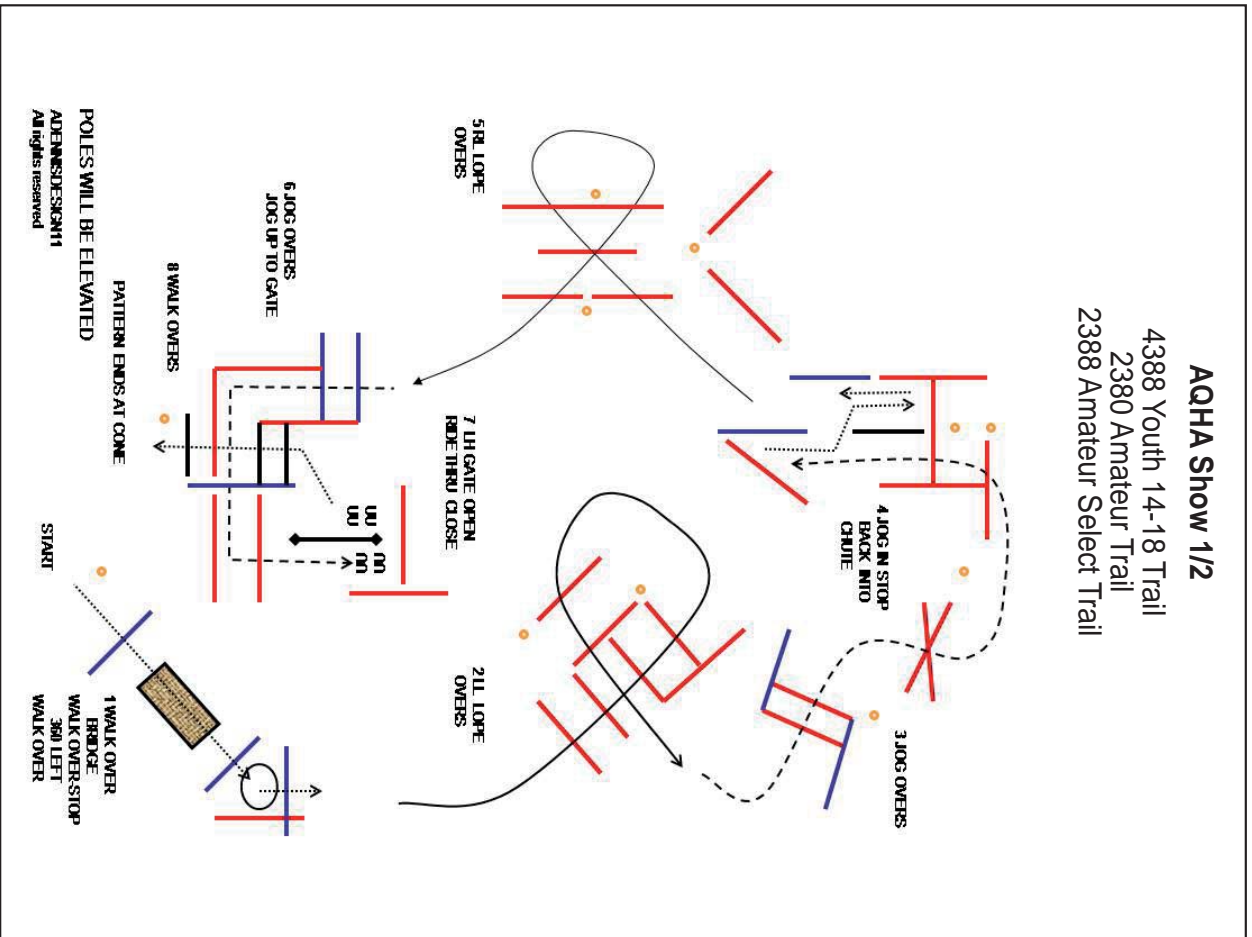
**NOTE:**

The drawn description of this pattern is only intended for the general depiction of the pattern. Contestants should utilize the arena space to best exhibit their horses.

### AQHA Show 1/2

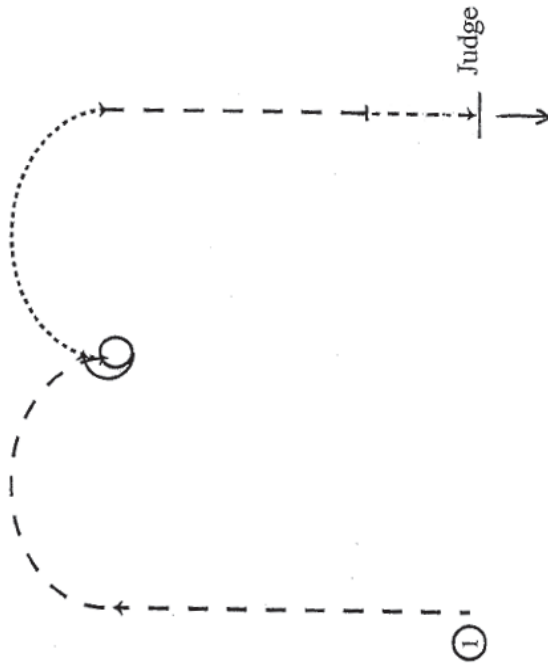
4387 Youth 13 & Under Trail  
1381 Open Junior Trail



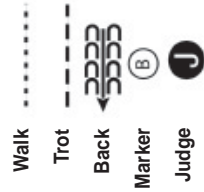


### AQHA Show 3/4

4127 Youth 13 & Under Showmanship  
2128 Amateur Select Showmanship



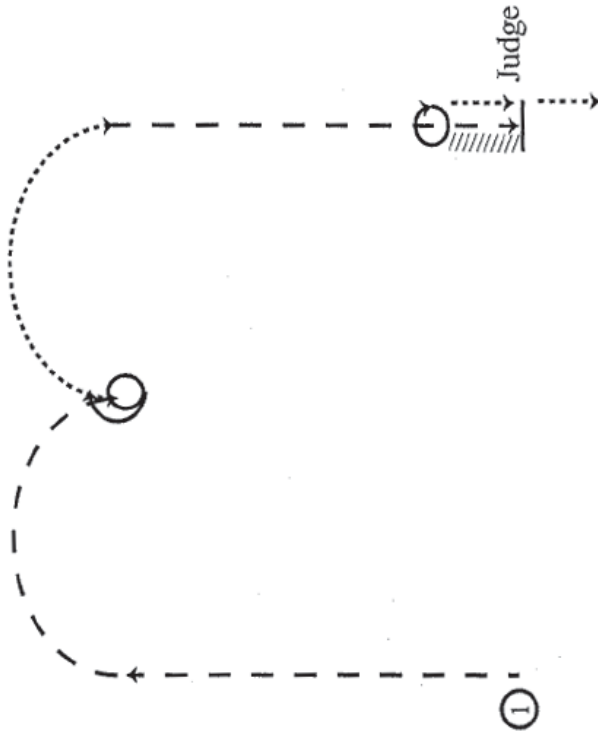
1. Trot line and half-circle.
2. Stop and execute 1 1/2 turn.
3. Walk half-circle.
4. Trot and stop.
5. Walk forward and set up horse for inspection with hip of horse in line with Judge.
6. After inspection, exit at a walk or trot.



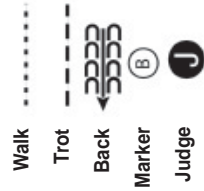
**NOTE:**  
The drawn description of this pattern is only intended for the general depiction of the pattern. Contestants should utilize the arena space to best exhibit their horses.

### AQHA Show 3/4

4128 Youth 14-18 Showmanship  
2120 Amateur Showmanship



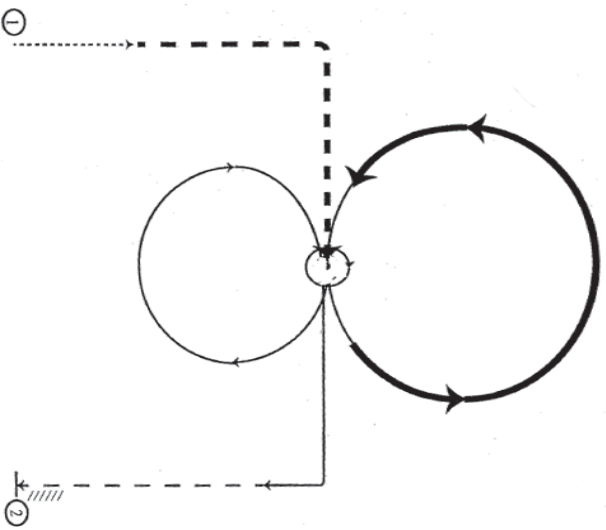
1. Trot line and half-circle.
2. Stop and execute 1 1/2 turn.
3. Walk half-circle.
4. Trot and stop.
5. Back and complete a 360° turn.
6. Walk forward and set up horse for inspection with hip of horse in line with Judge.
7. After inspection, exit at a walk or trot.



**NOTE:**  
The drawn description of this pattern is only intended for the general depiction of the pattern. Contestants should utilize the arena space to best exhibit their horses.

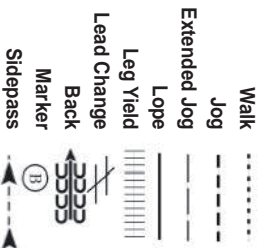


**AQHA Show 3/4**  
 4407 Youth 13 & Under Horsemanship  
 2408 Amateur Select Horsemanship

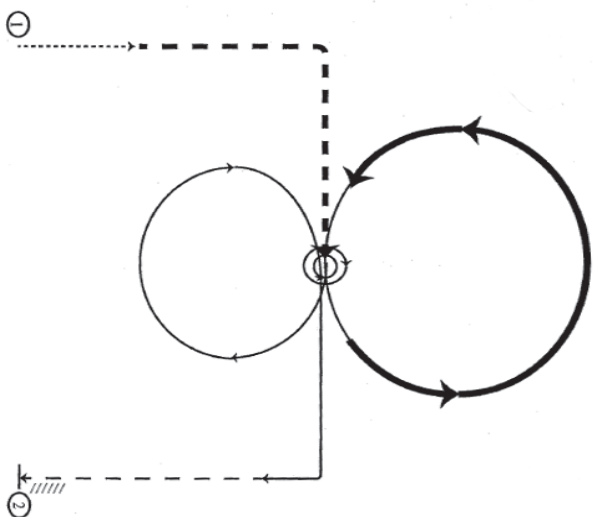


1. Walk 15 feet (4,5 meter).
2. Extended jog to the middle of the arena.
3. 360° turn to the right.
4. Lope a left lead circle, building speed before collecting to the lope.
5. Lope a smaller circle to the right without loosing cadence.
6. Lope a corner to the right.
7. Jog to marker. Stop and back 2 horse lengths.
8. Exit at a walk or jog.

**NOTE:**  
 The drawn description of this pattern is only intended for the general depiction of the pattern. Contestants should utilize the arena space to best exhibit their horses.

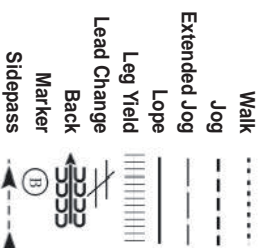


**AQHA Show 3/4**  
 4408 Youth 14-18 Horsemanship  
 2400 Amateur Horsemanship



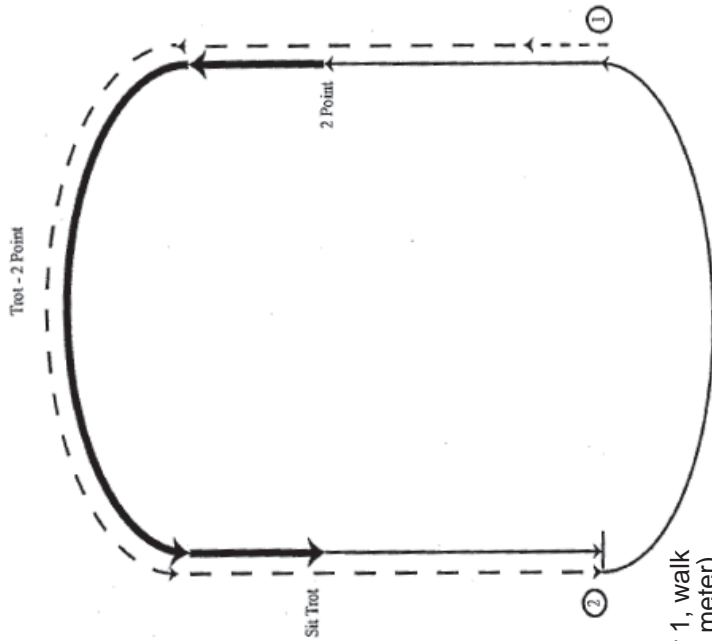
1. Walk 15 feet (4,5 meter).
2. Extended jog to the middle of the arena.
3. 360° turn to the right and 360° turn to the left.
4. Lope a left lead circle, building speed before collecting to the lope. Change leads, flying or simple.
5. Lope a smaller circle to the right without loosing cadence.
6. Lope a corner to the right.
7. Jog to marker. Stop and back 2 horse lengths.
8. Exit at a walk or jog.

**NOTE:**  
 The drawn description of this pattern is only intended for the general depiction of the pattern. Contestants should utilize the arena space to best exhibit their horses.



### AQHA Show 3/4

4520 Youth Hunt Seat Equitation  
2520 Amateur Hunt Seat Equitation



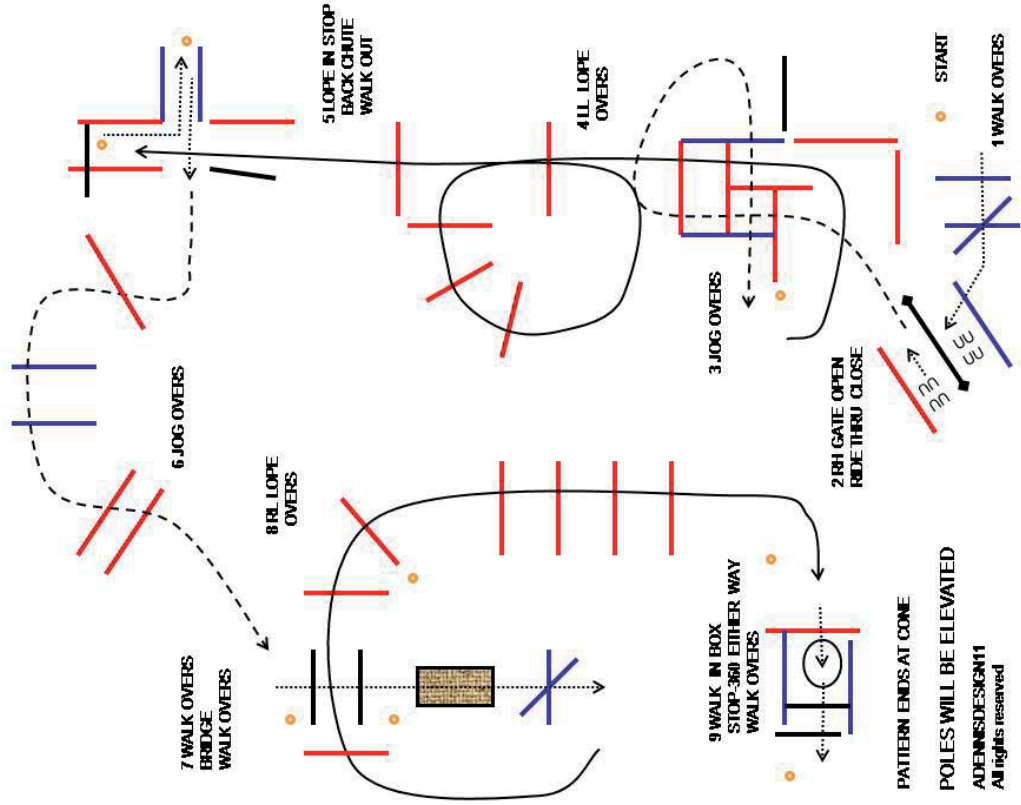
1. At marker 1, walk 10 feet (3 meter).
2. Trot on the right diagonal.
3. Midway of the end, trot in a 2 point position.
4. Midway down the long line, execute a sit trot.
5. At marker 2, canter on the left lead.
6. Midway of the long line, canter in a 2 point position. Continue around the end and half way down the long line.
7. Canter to marker 2.
8. Stop at marker 2.

#### NOTE:

The drawn description of this pattern is only intended for the general depiction of the pattern. Contestants should utilize the arena space to best exhibit their horses.

### AQHA Show 3/4

4387 Youth 13 & Under Trail  
1381 Open Junior Trail



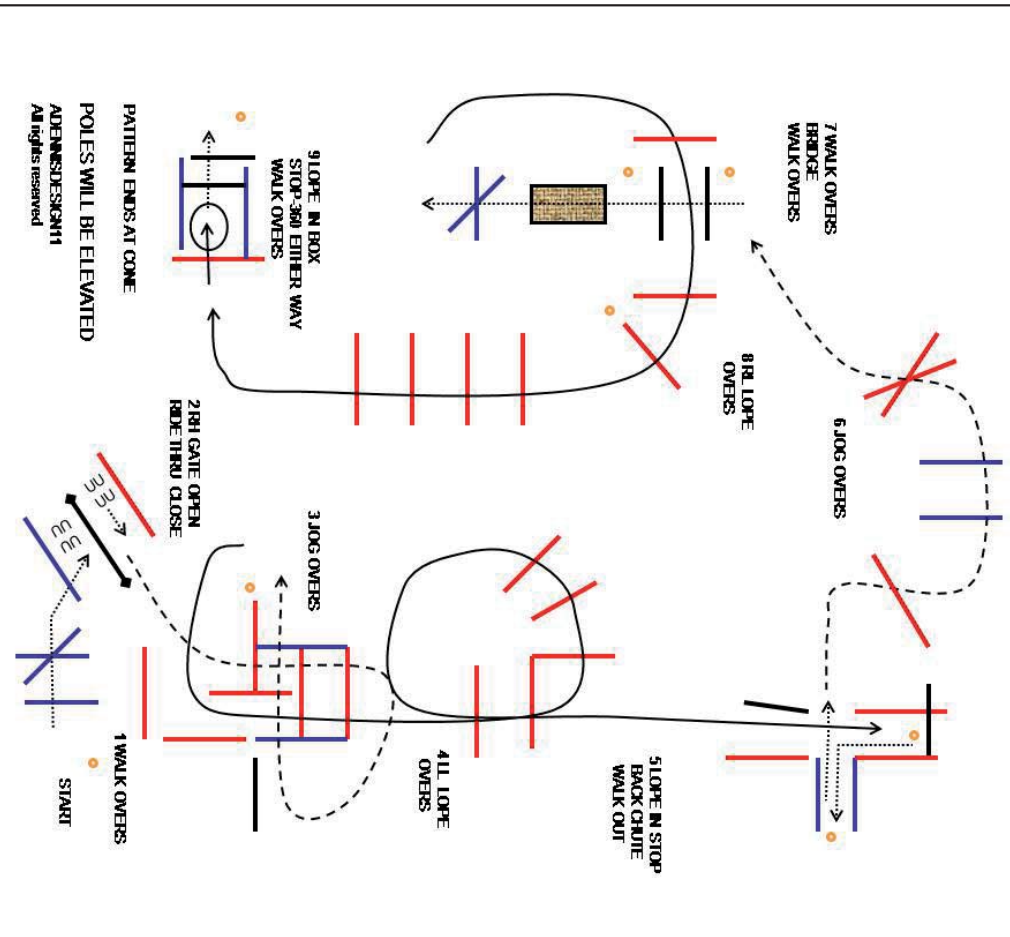
PATTERN ENDS AT CONE

POLES WILL BE ELEVATED

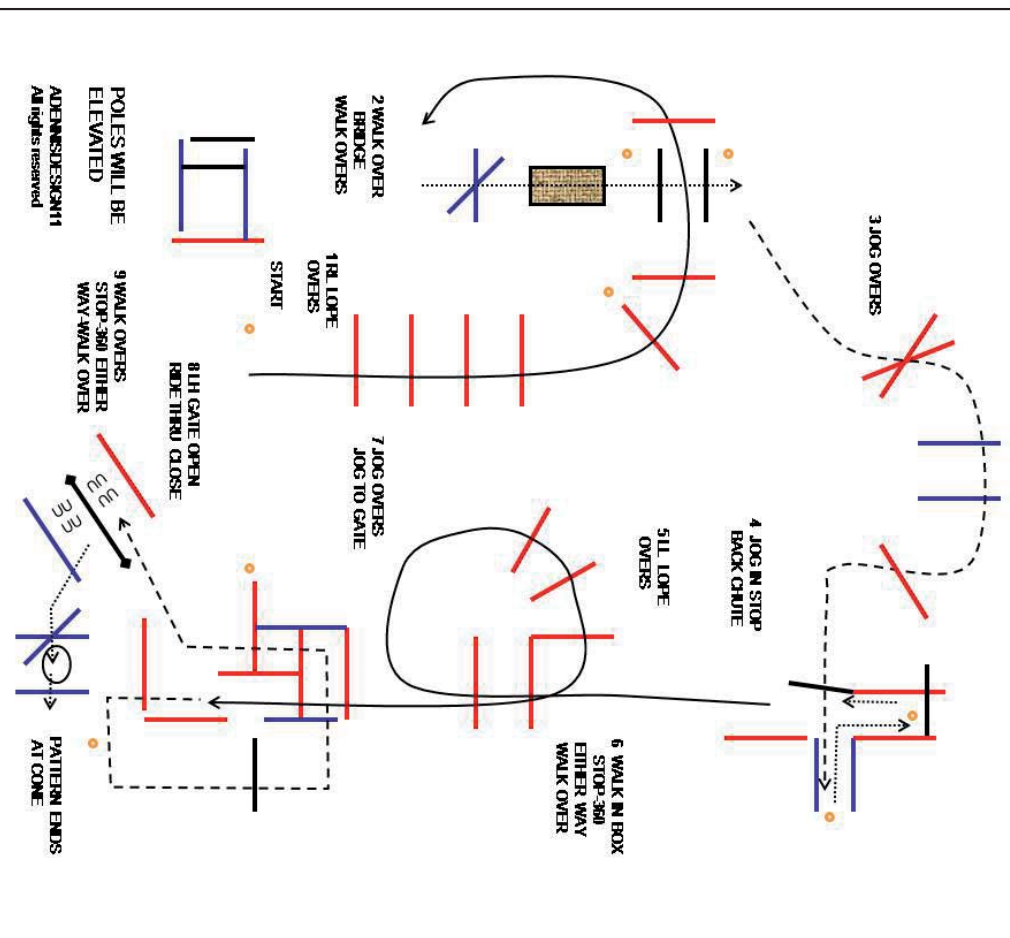
ADVENDESIGN11

All rights reserved

**AQHA Show 3/4**  
 4388 Youth 14-18 Trail  
 2380 Amateur Trail  
 2388 Amateur Select Trail

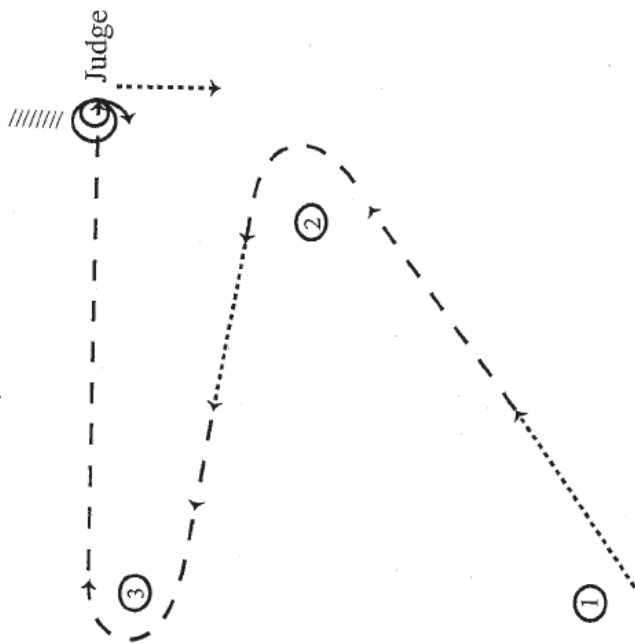


**AQHA Show 3/4**  
 1382 Open Senior Trail



### ECQH 2011 Finals

Showmanship Youth 13 & Under  
Showmanship Amateur Select

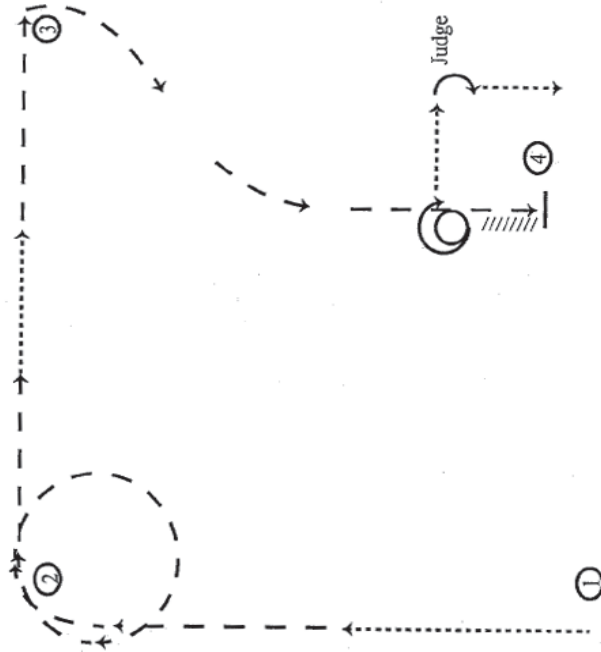


1. Walk half-way to marker 2.
2. Trot to and around marker 2.
3. Walk half-way to marker 3.
4. Trot to and around marker 3 and to the Judge.
5. Stop and set up for inspection.
6. After inspection, execute 2 1/4 turns.
7. Back, walk forward and set up with horse's hip in line with Judge for brief inspection.
8. Exit at walk or trot.

**NOTE:**  
The drawn description of this pattern is only intended for the general depiction of the pattern. Contestants should utilize the arena space to best exhibit their horses.

### ECQH 2011 Finals

Showmanship Youth 14-18  
Showmanship Amateur

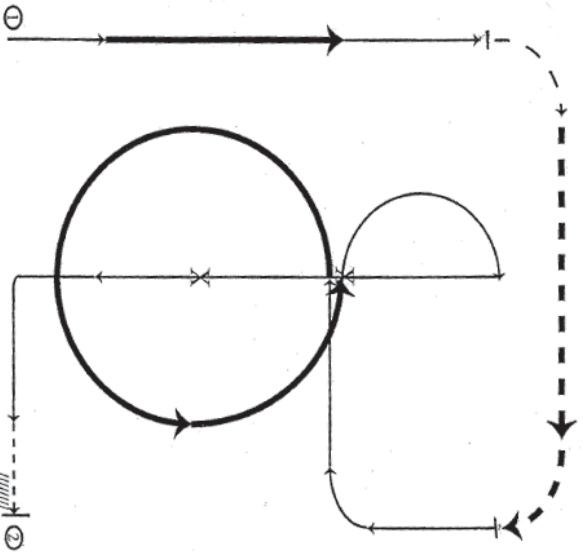


1. Walk half way to marker 2.
2. Trot to and around marker 2 and 1/3 of the distance to marker 3.
3. Walk 1/3 of the distance to marker 3.
4. Trot around marker 3 and to marker 4.
5. Stop and back.
6. Execute 1 3/4 turns and walk to the Judge.
7. Set up for inspection.
8. After inspection, turn 90° and set up for brief inspection.
9. Exit at a walk or trot.

**NOTE:**  
The drawn description of this pattern is only intended for the general depiction of the pattern. Contestants should utilize the arena space to best exhibit their horses.

### ECQH 2011 Finals

Horsemanship Youth 13 & Under  
Horsemanship Amateur Select



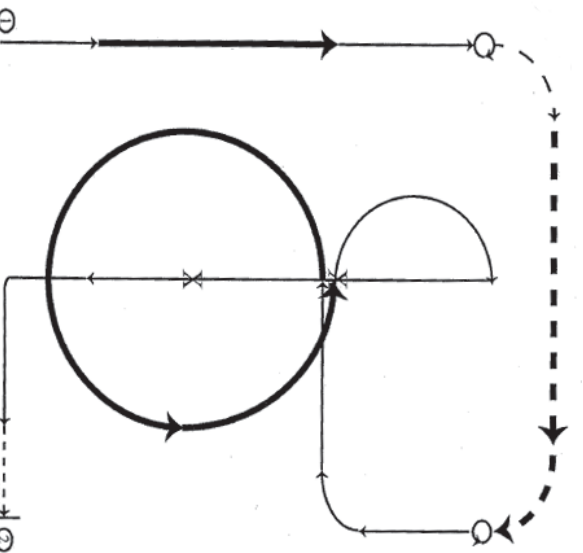
1. On the right lead, lope 1/4 of the line, extend the lope for 1/2 of the line and collect to the lope for the last 1/4 of the line.
2. Stop.
3. Jog 1/4 of the end and extend the jog for 3/4 of the end.
4. Stop.
5. Counter-center to the center of the arena.
6. Lope a left circle with speed.
7. Change leads and lope 1/2 of a smaller circle to the right.
8. Ride a corner and continue loping down the middle of the pattern.
9. Change leads in the middle of the large circle.
10. Ride a corner to the left.
11. Transition to the walk and walk to the cone, stop and back. Exit at a walk or jog.

#### NOTE:

The drawn description of this pattern is only intended for the general depiction of the pattern. Contestants should utilize the arena space to best exhibit their horses.

### ECQH 2011 Finals

Horsemanship Youth 14-18  
Horsemanship Amateur

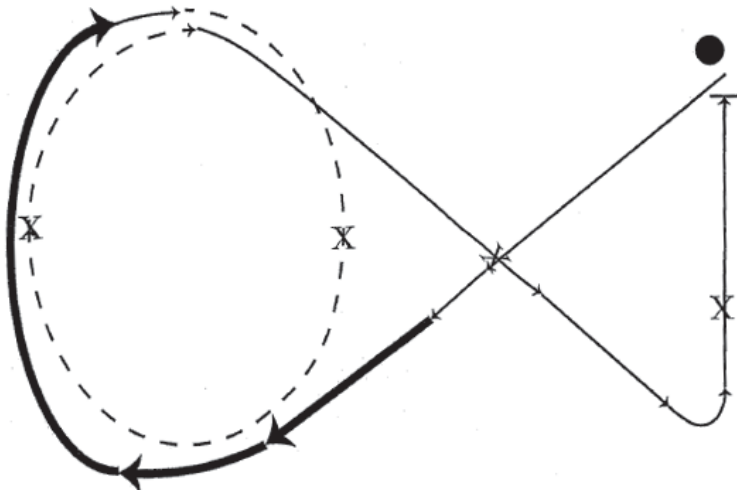


1. On the right lead, lope 1/4 of the line, extend the lope for 1/2 of the line and collect to the lope for the last 1/4 of the line.
2. Stop. 360° turn to the right.
3. Jog 1/4 of the end and extend the jog for 3/4 of the end.
4. Stop and execute a 360° turn to the left.
5. Counter-center to the center of the arena.
6. Lope a left circle with speed.
7. Change leads and lope 1/2 of a smaller circle to the right.
8. Ride a corner and continue loping down the middle of the pattern.
9. Change leads in the middle of the large circle.
10. Ride a corner to the left.
11. Transition to the walk and walk to the cone, stop and back. Exit at a walk or jog.

#### NOTE:

The drawn description of this pattern is only intended for the general depiction of the pattern. Contestants should utilize the arena space to best exhibit their horses.

**ECQH 2011 Finals**  
all Hunt Seat Equitations

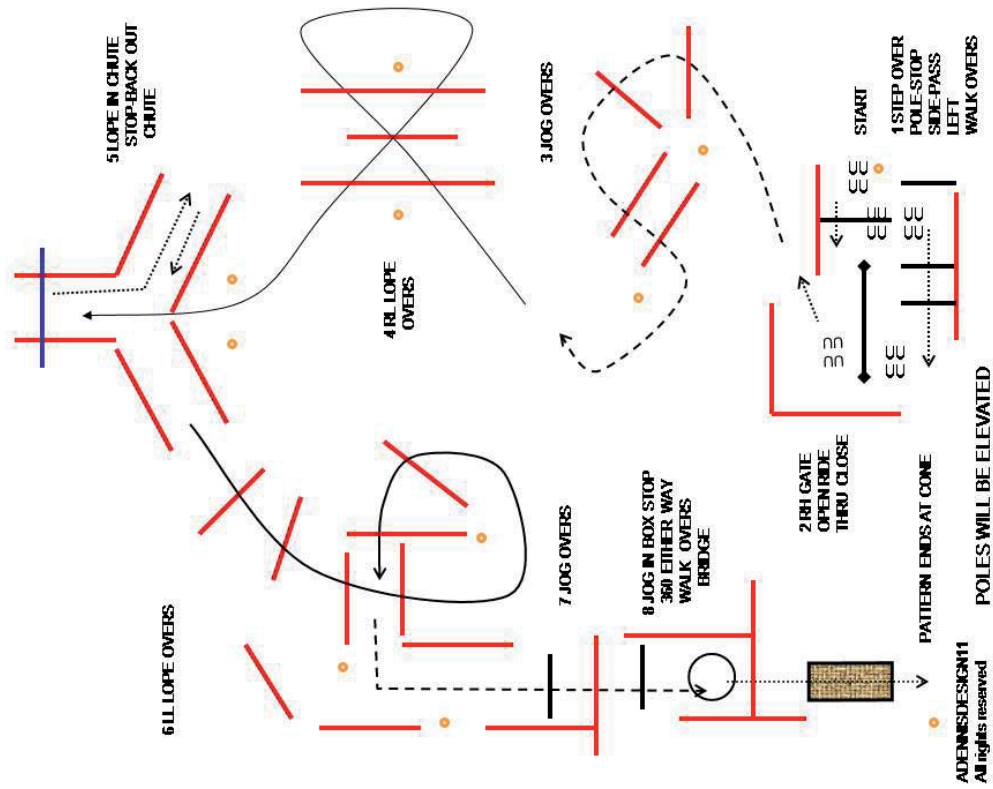


1. Left lead canter.
2. Simple change of leads from a walk.
3. Right lead canter building into a hand gallop, collect to a canter.
4. Posting trot circle to the right a "X's" change diagonals from a rising, posting position.
5. Right lead canter.
6. Change leads at the canter.
7. Ride a rounded corner and execute a simple change of leads from a trot.
8. Halt. Exit at a walk of trot.

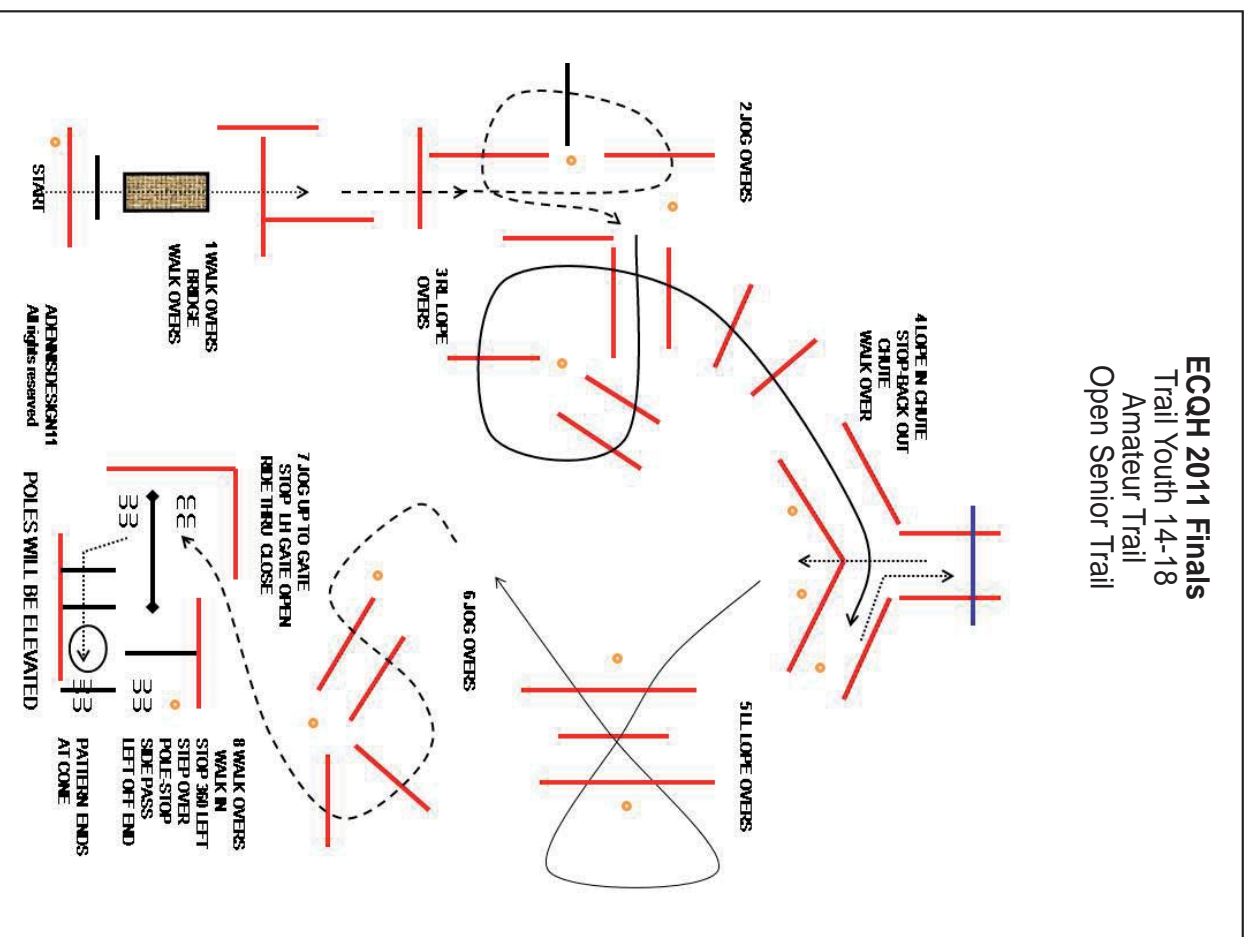
**NOTE:**

The drawn description of this pattern is only intended for the general depiction of the pattern. Contestants should utilize the arena space to best exhibit their horses.

**ECQH 2010 Finals**  
Trail Youth 13 & Under  
Amateur Select Trail  
Open Junior Trail



**ECQH 2011 Finals**  
 Trail Youth 14-18  
 Amateur Trail  
 Open Senior Trail



**Wichtige Information für unsere Turnierteilnehmer/  
 Important information for our participants**

aufgrund der aktuell sehr kritischen Heu-Nachschub-Situation mussten die Preise kurzfristig angepasst werden. Wir bitten hierfür um Ihr Verständnis. /

*because of the very critical hay-supply-situation the prices had to be adapted.  
 We would welcome your understanding.*

**Unser aktuelles Angebot/  
 Our actual quotation:**

- KLEINBALLEN HEU je/ SMALL HAY BALE each € 7,-
- MULTI BALE (= ca. 4,5 Kleinballen/ = approx. 4,5 small bales) € 20,-
- SÄGESPÄNE je Pack/ SAWDUST per pack € 12,-

Der Heu- und Einstreuverkauf findet täglich - ab Di, 09.08.2011 - von 14:00 Uhr bis 15:00 Uhr unterhalb Stall C neben den Roundpens statt/  
*Hay- and sawdust sales daily - from 09.08.2011 on - from 2 p.m. to 3 p.m. in the depot underneath stable C and next to the round pens*