



PATTERN

Open	Show 1-3	Show 4-6	Finals
------	----------	----------	--------

Working Cowhorse all ages	# 2	# 4	
Junior Reining	# 6	# 4	# 5
Hackamore/Snaffle Bit Reining	# 2	# 8	# 6
Senior Reining	# 11	# 6	# 10
Junior Western Riding	Green # 1	Green # 4	Green # 2
Senior Western Riding	# 4	# 3	# 2
Green Western Riding	Green # 2	Green # 1	Green # 4

Amateur	Show 1-3	Show 4-6	Finals
---------	----------	----------	--------

Reining	# 11	# 9	# 8
Western Riding	# 2	# 3	# 1

Amateur Select	Show 1-3	Show 4-6	Finals
----------------	----------	----------	--------

Reining.....	# 5.....	# 11	# 6
--------------	----------	------------	-----

Youth	Show 1-3	Show 4-6	Finals
-------	----------	----------	--------

Reining	# 4	# 6	# 5
Western Riding	# 3	# 2	# 1



PATTERN

Open	Show 1-3	Show 4-6	Finals
------	----------	----------	--------

Junior Trail	page 36.....	page 41	page 45
Senior Trail	page 37.....	page 42	page 46
Green Trail	page 36.....	page 40	

Amateur	Show 1-3	Show 4-6	Finals
---------	----------	----------	--------

Showmanship	page 34.....	page 39	page 43
Trail	page 37.....	page 41	page 45
Horsemanship	page 35.....	page 39	page 44
Hunt Seat Equitation.....	page 35.....	page 40	page 44

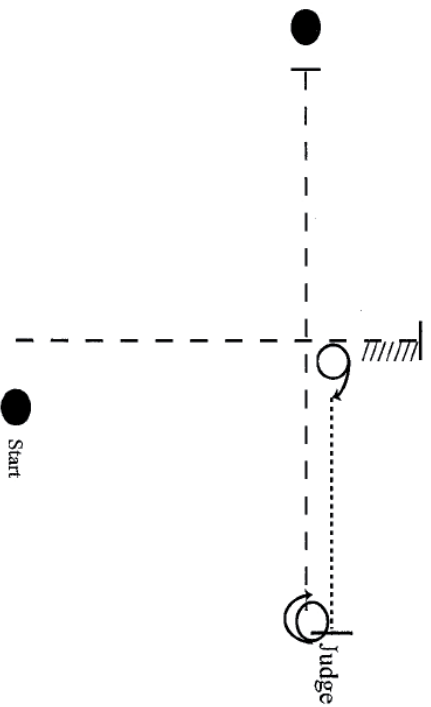
Amateur Select	Show 1-3	Show 4-6	Finals
----------------	----------	----------	--------

Showmanship	page 34.....	page 39	page 43
Trail	page 37.....	page 41	page 46
Horsemanship	page 35.....	page 39	page 44

Youth	Show 1-3	Show 4-6	Finals
-------	----------	----------	--------

Showmanship	page 34.....	page 38	page 43
Trail	page 38.....	page 42	page 45
Horsemanship	page 35.....	page 39	page 44
Hunt Seat Equitation.....	page 35.....	page 40	page 44

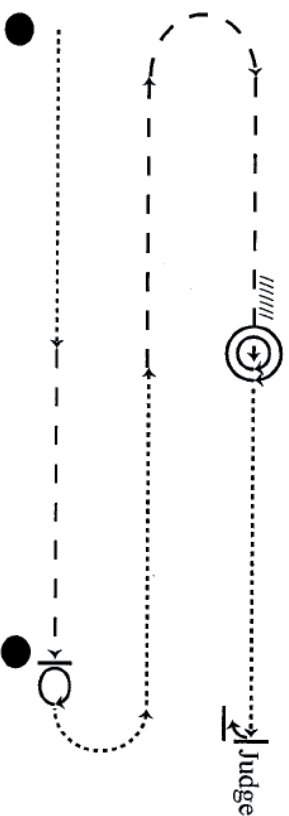
AQHA Show 1-3
4120 Youth Showmanship



1. Trot past judge. Stop.
2. Back; execute 1 1/4 turns.
3. Walk to judge; Set up for inspection.
4. 1 1/2 turns; Trot to cone; stop and set up.
5. Exit at a walk or trot.

NOTE:
The drawn description of this pattern is only intended for the general depiction of the pattern. Contestants should utilize the arena space to best exhibit their horses.

AQHA Show 1-3
2120 Amateur Showmanship
2128 Amateur Select Showmanship

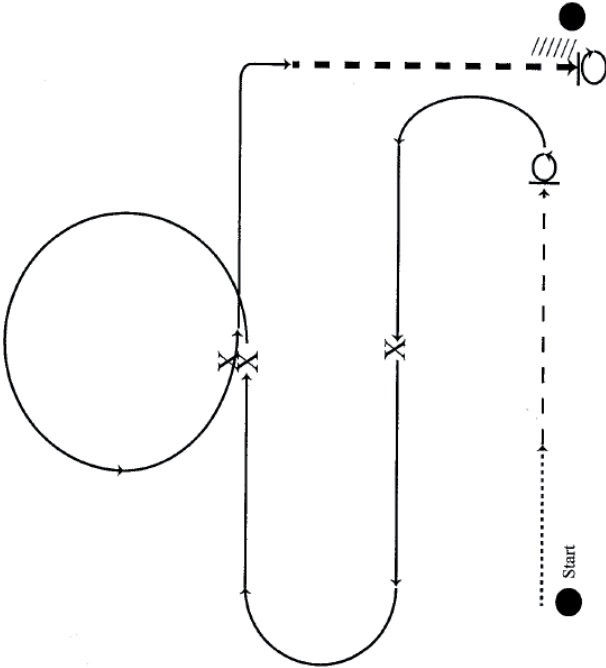


1. Walk 1/2 of line; trot 1/2 of line. Stop. Execute a 360° turn.
2. Walk; trot; stop.
3. Execute two turn; back two horse lengths.
4. Walk to judge; set-up for brief inspection.
5. Execute 1/4 turn and set-up for full inspection.
6. Exit at a walk or jog.

NOTE:
The drawn description of this pattern is only intended for the general depiction of the pattern. Contestants should utilize the arena space to best exhibit their horses.

AQHA Show 1-3

4400 Youth Horsemanship
 2408 Amateur Select Horsemanship
 2400 Amateur Horsemanship



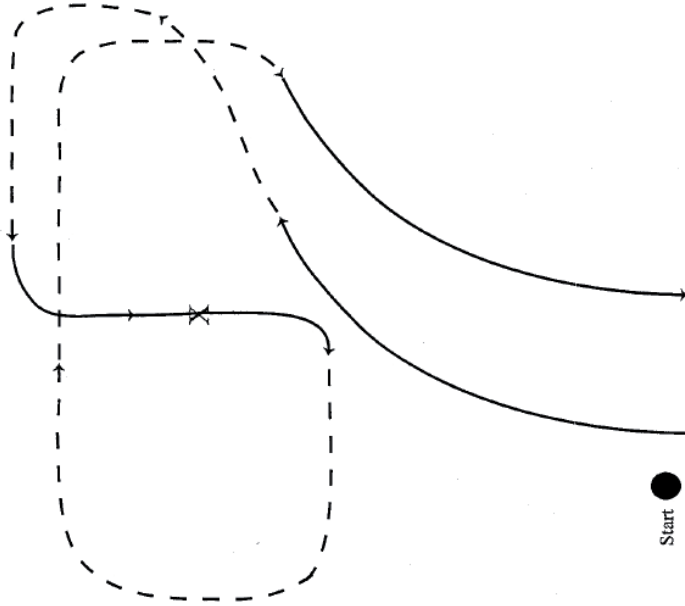
1. Walk approximately 20 feet (6 meter); jog; stop and execute a 360° turn to the left.
2. Lope on the left lead; execute a flying lead change.
3. Lope on the right lead; execute a flying lead change and lope a cadenced circle.
4. Execute a simple lead change; lope around corner before transitioning to the extended trot
5. Stop; execute a 360° turn to the right. Back.
6. Exit at a walk or jog.

NOTE:

The drawn description of this pattern is only intended for the general depiction of the pattern. Contestants should utilize the arena space to best exhibit their horses.

AQHA Show 1-3

4520 Youth Hunt Seat Equitation
 2520 Amateur Hunt Seat Equitation

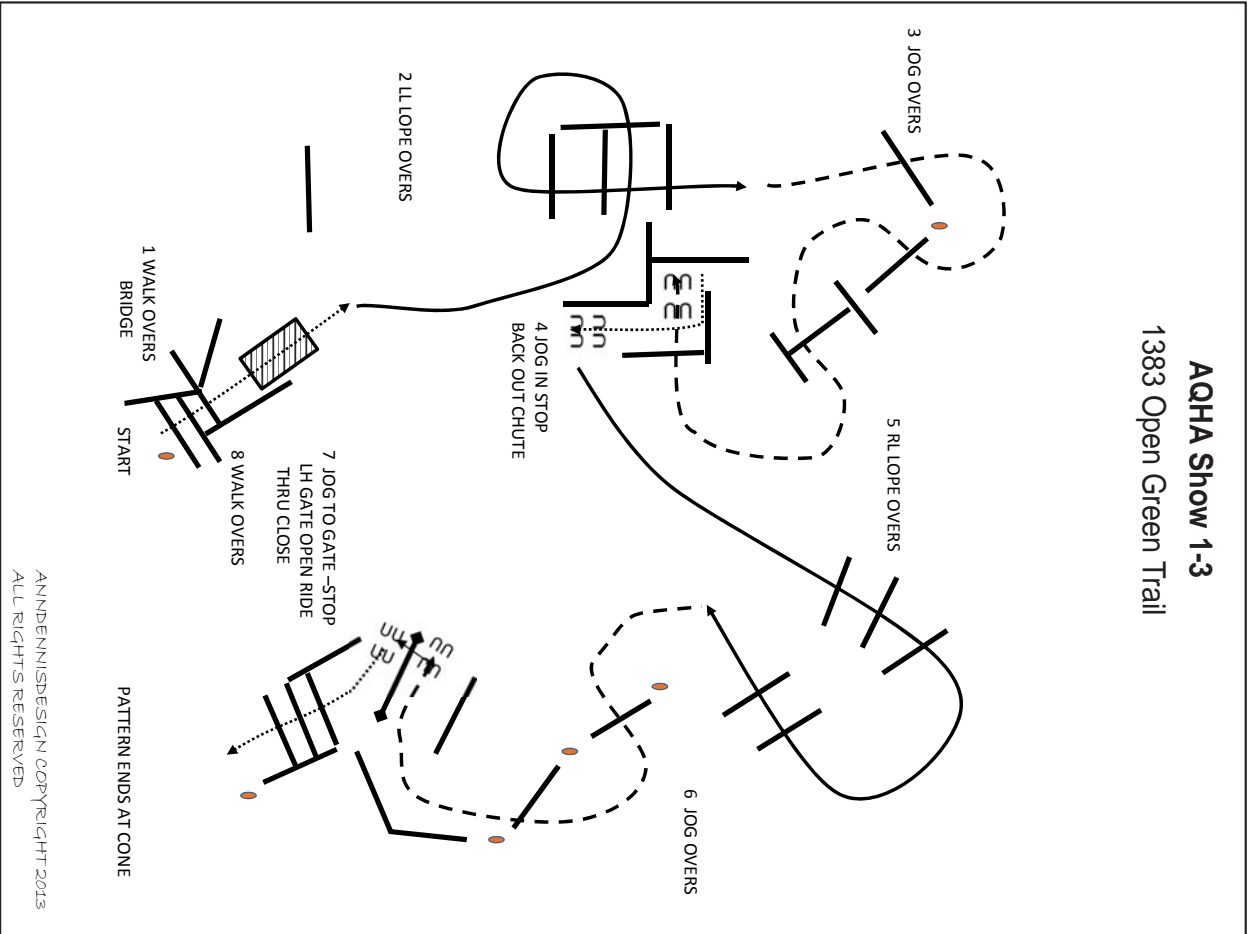


1. Canter right lead bending line.
2. Posting trot.
3. Canter; change leads.
4. Posting trot.
5. Canter left lead bending line. Halt.
6. Exit at a walk or trot.

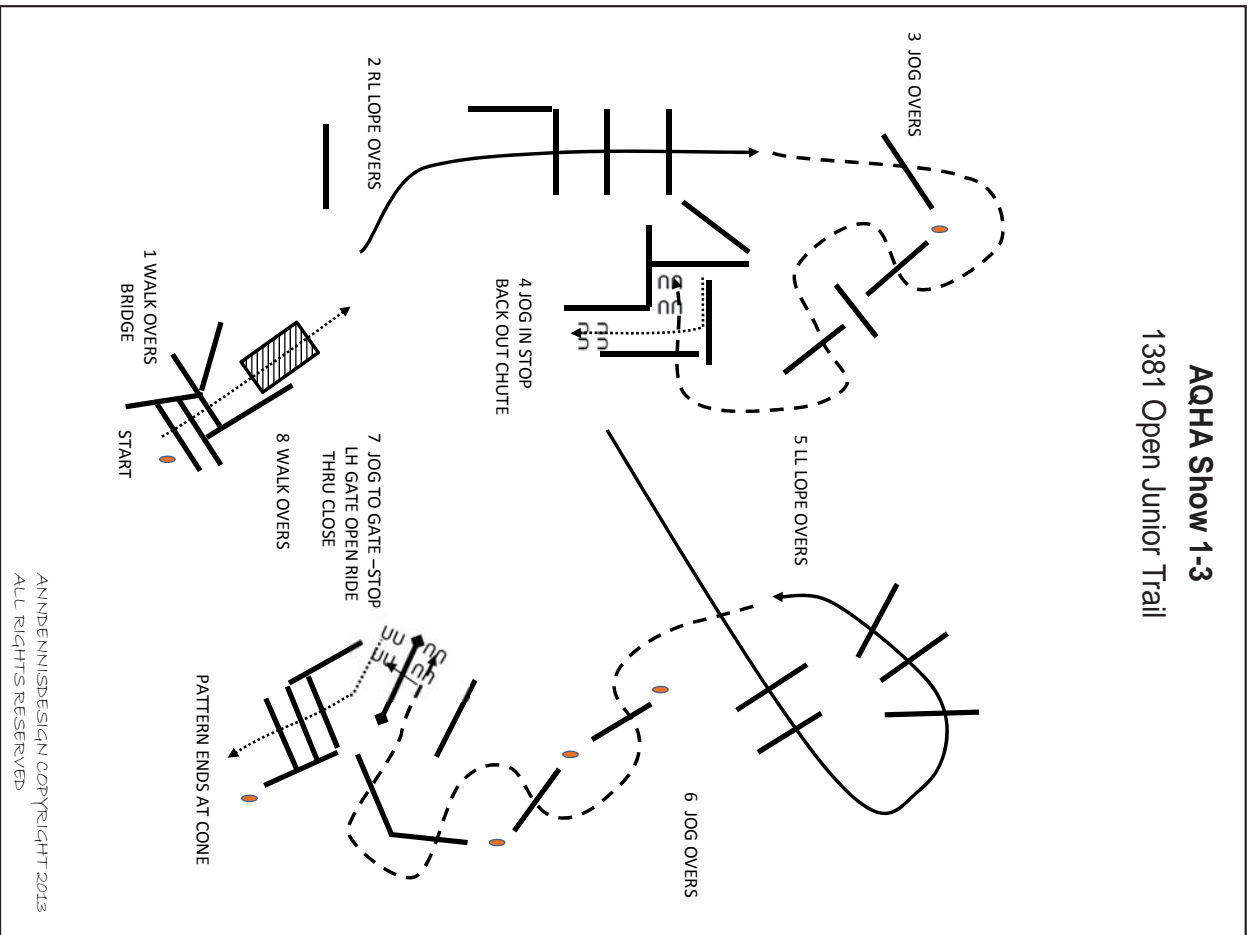
NOTE:

The drawn description of this pattern is only intended for the general depiction of the pattern. Contestants should utilize the arena space to best exhibit their horses.

AQHA Show 1-3
1383 Open Green Trail

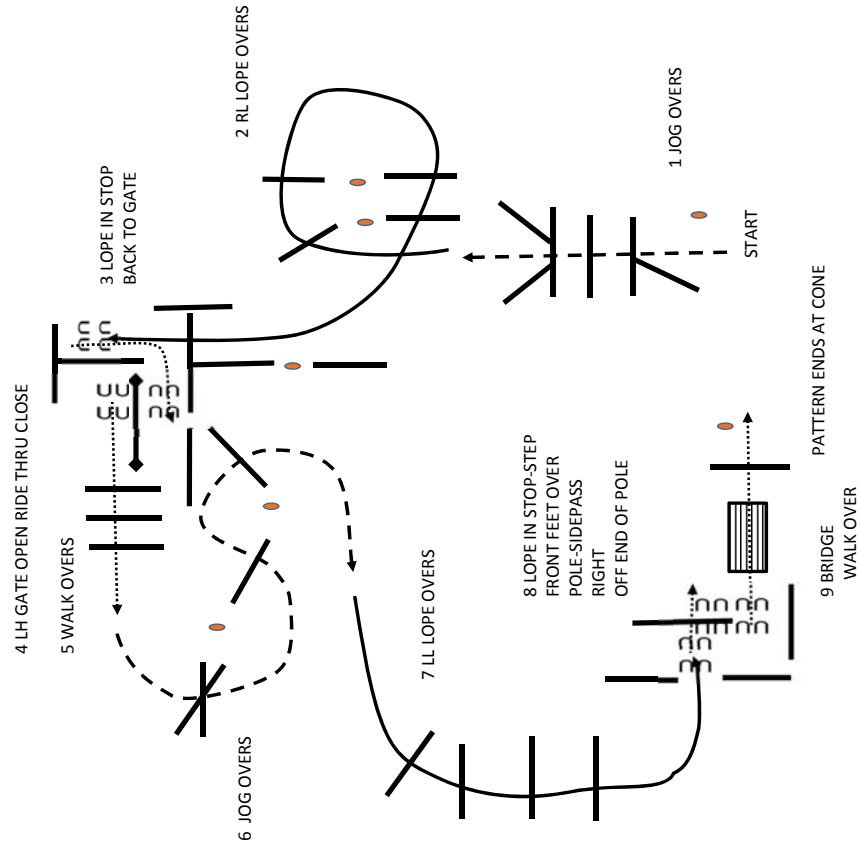


AQHA Show 1-3
1381 Open Junior Trail



AQHA Show 1-3

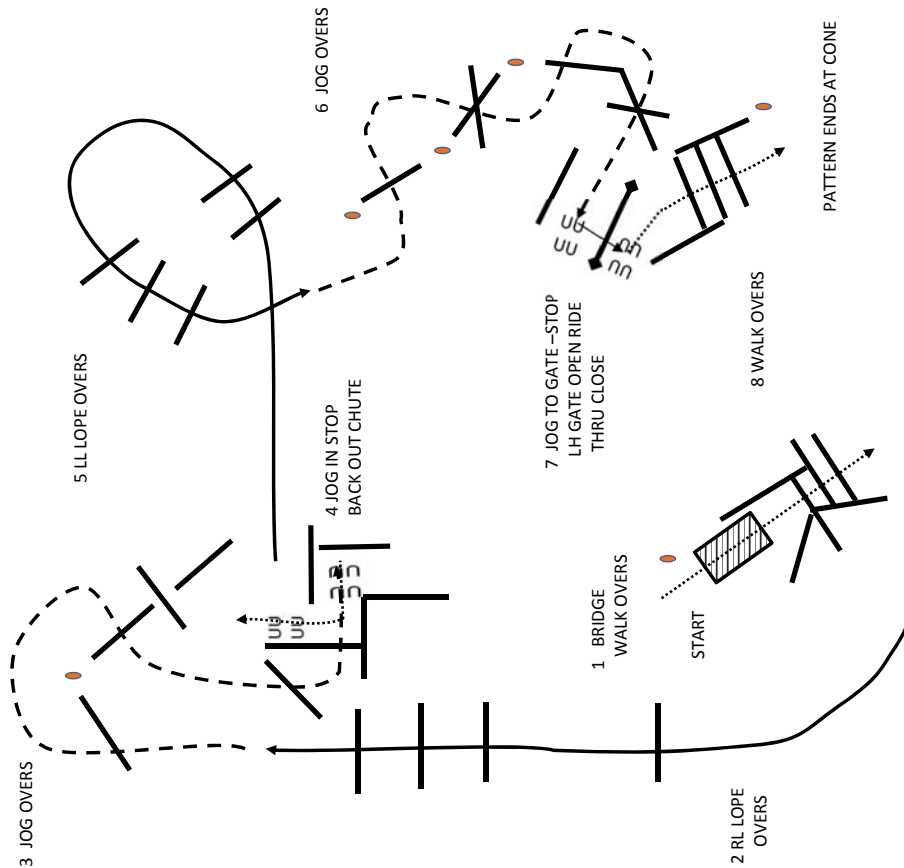
1382 Open Senior Trail



ANNDENNISDESIGN COPYRIGHT 2013
ALL RIGHTS RESERVED

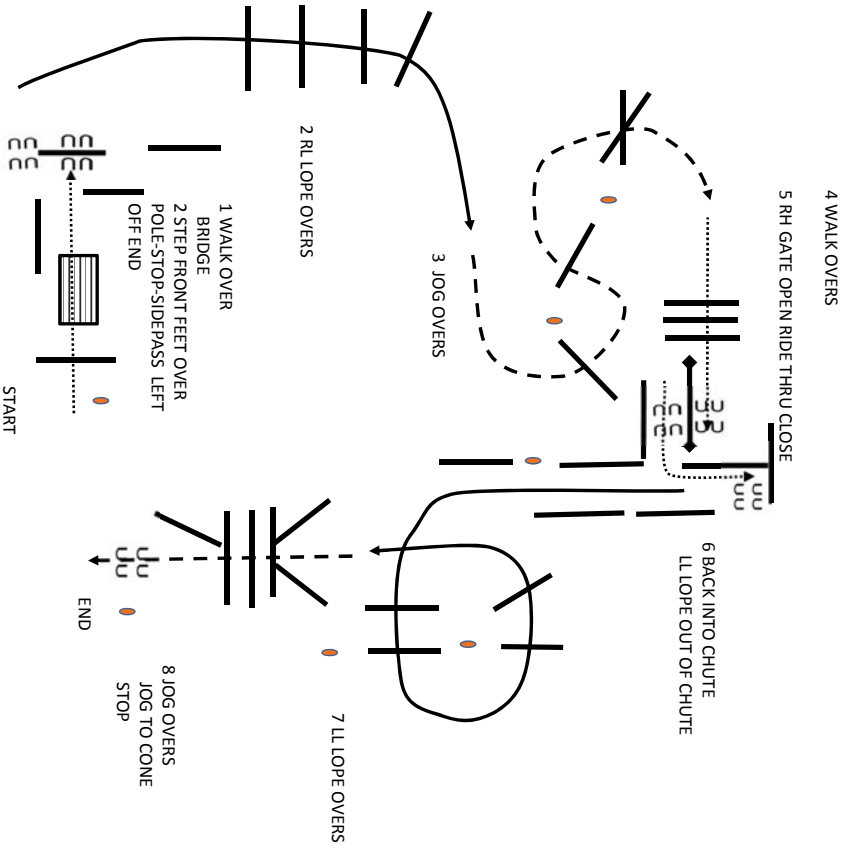
AQHA Show 1-3

42380 Amateur Trail
2388 Amateur Select Trail



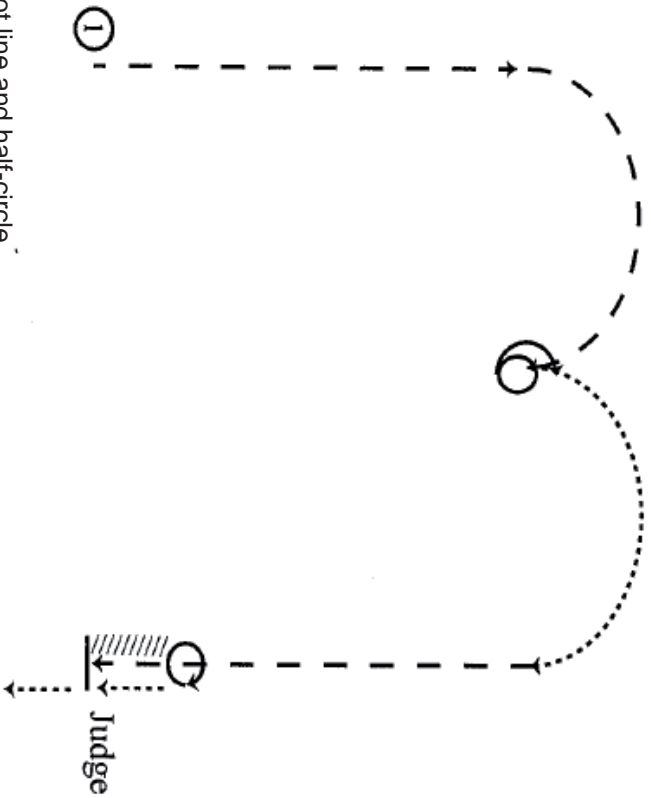
ANNDENNISDESIGN COPYRIGHT 2013
ALL RIGHTS RESERVED

AQHA Show 1-3
4380 Youth Trail



ANNDENNISDESIGN COPYRIGHT 2013
ALL RIGHTS RESERVED

AQHA Show 4-6
4120 Youth Showmanship

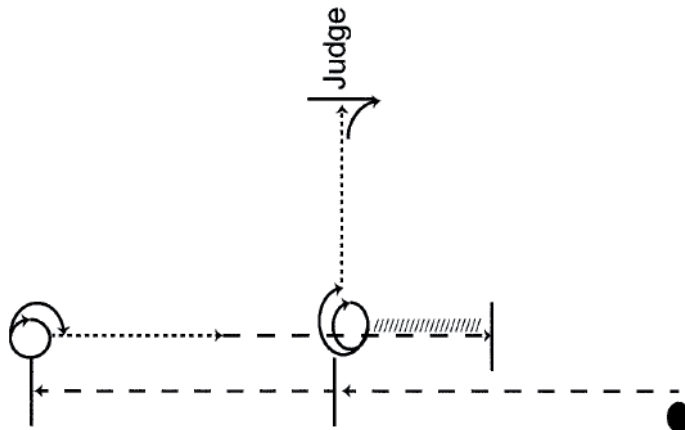


1. Trot line and half-circle.
2. Stop and execute 1 1/2 turn.
3. Walk half-circle.
4. Trot and stop.
5. Back and complete a 360° turn.
6. Walk forward and set up horse for inspection with hip of horse in line with Judge.
7. After inspection, exit at a walk or trot.

NOTE:
The drawn description of this pattern is only intended for the general depiction of the pattern. Contestants should utilize the arena space to best exhibit their horses.

AQHA Show 4-6

2120 Amateur Showmanship
2128 Amateur Select Showmanship



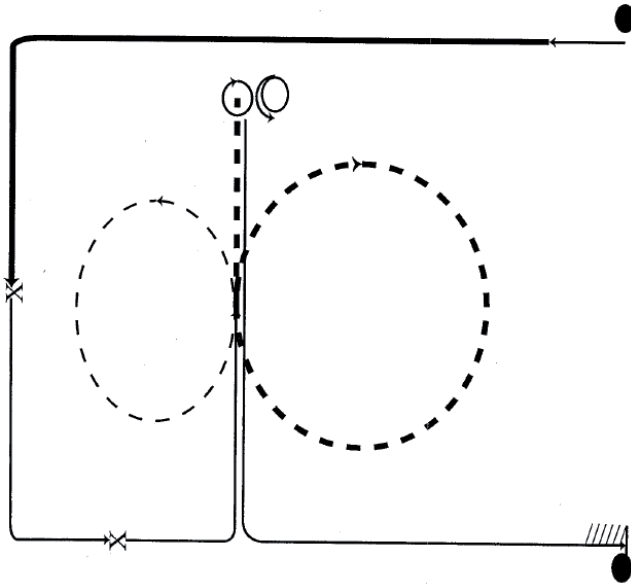
1. Trot 1/2 of the line. Halt (no set-up). Trot remainder of line.
2. 1 1/2 turn, walk 1/3 of the line.
3. Trot, stop.
4. Back, 1 3/4 turn, walk to Judge.
5. Set up for inspection, after inspection, turn 1/4 turn.
6. Exit.

NOTE:

The drawn description of this pattern is only intended for the general depiction of the pattern. Contestants should utilize the arena space to best exhibit their horses.

AQHA Show 4-6

4400 Youth Horsemanship
2408 Amateur Select Horsemanship
2400 Amateur Horsemanship

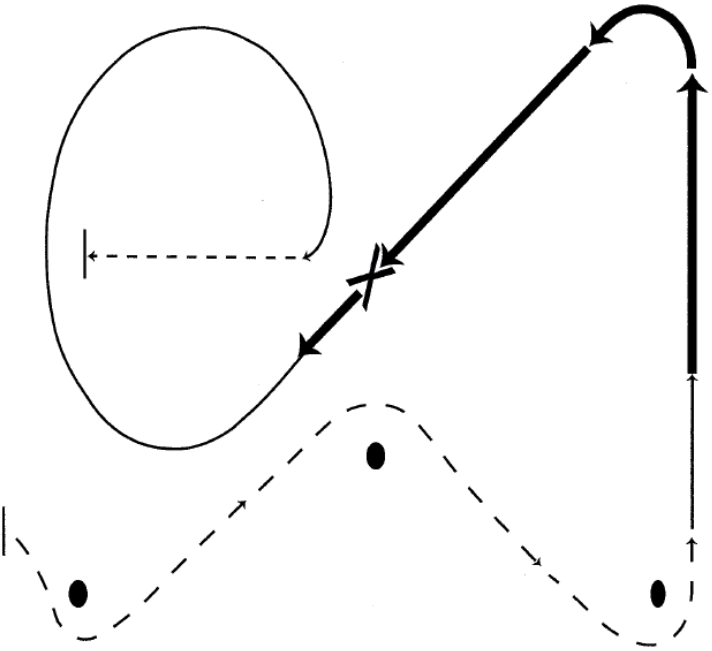


1. Lope on left lead, building to a lope with speed. Change leads.
2. Counter-lope corner, change leads and lope corner to middle of arena.
3. Transition to a jog and jog a cadenced circle to the left. Extended trot a larger circle to the right, continuing across arena. Stop.
4. Execute a 360° turn to the right and 1 1/2 turns to the left.
5. Lope on left lead across arena, around corner and down line. Stop and back.
6. Exit at a walk or jog.

NOTE:

The drawn description of this pattern is only intended for the general depiction of the pattern. Contestants should utilize the arena space to best exhibit their horses.

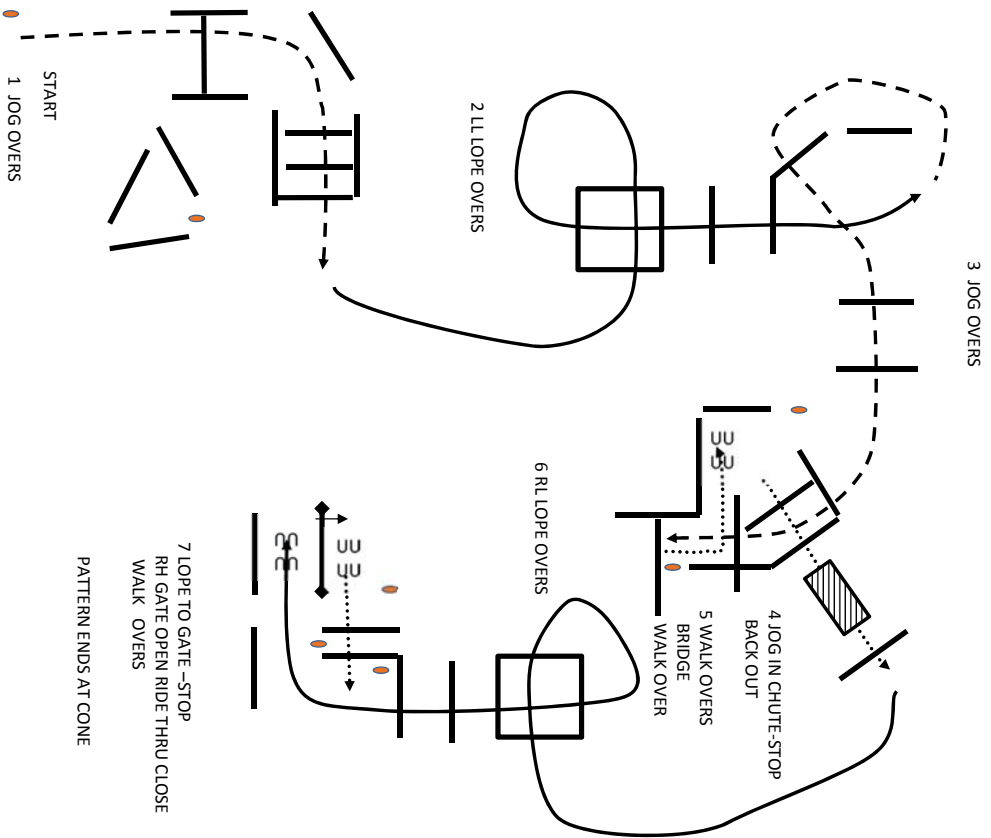
AQHA Show 4-6
 4520 Youth Hunt Seat Equitation
 2520 Amateur Hunt Seat Equitation



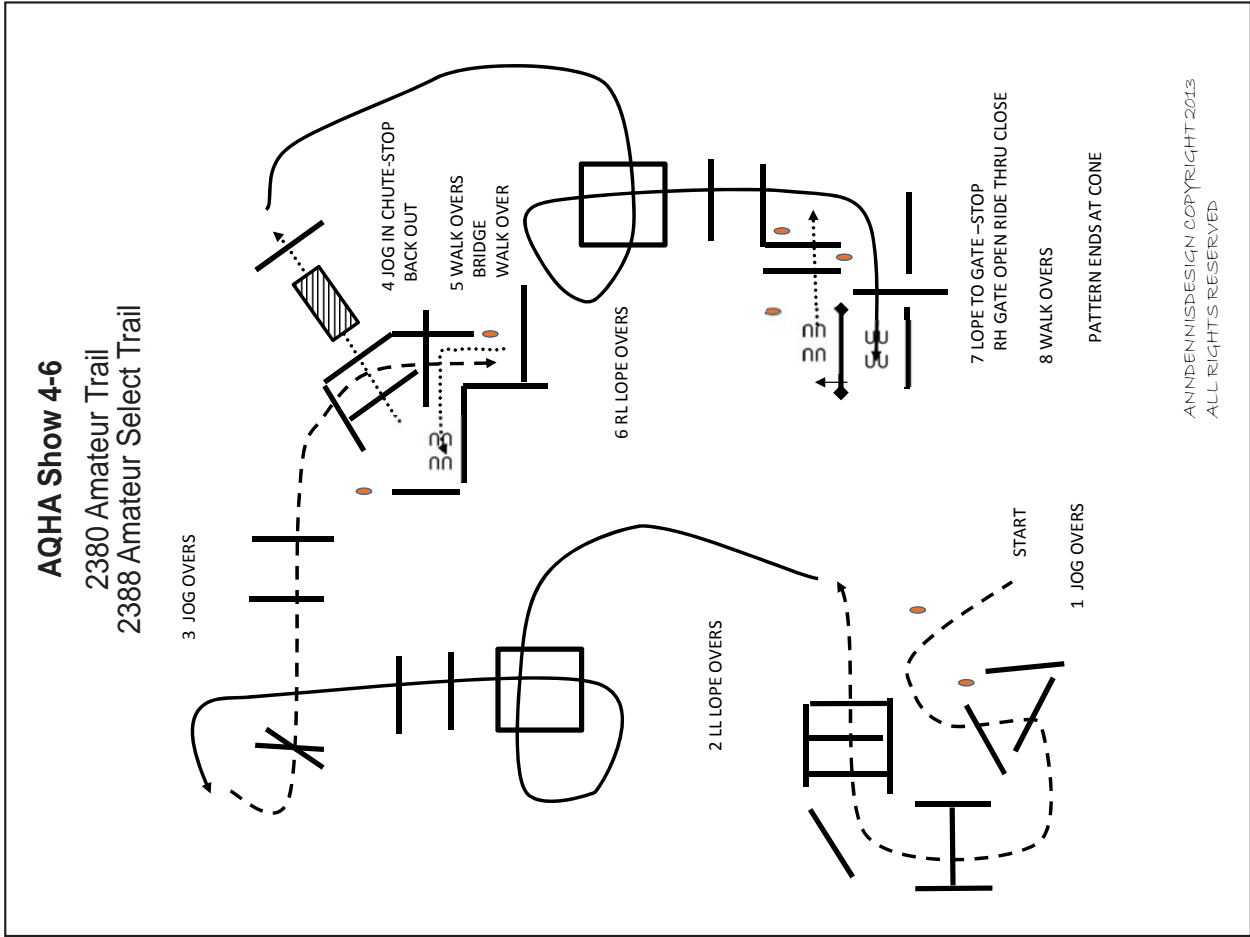
1. Posting trot, demonstrating correct bend of horse through the loop.
2. Canter left lead, moving gradually into a hand gallop.
3. Change leads, flying or simple.
4. Collect canter in the right circle.
5. Sitting trot. Halt.
6. Exit.

NOTE:
 The drawn description of this pattern is only intended for the general depiction of the pattern. Contestants should utilize the arena space to best exhibit their horses.

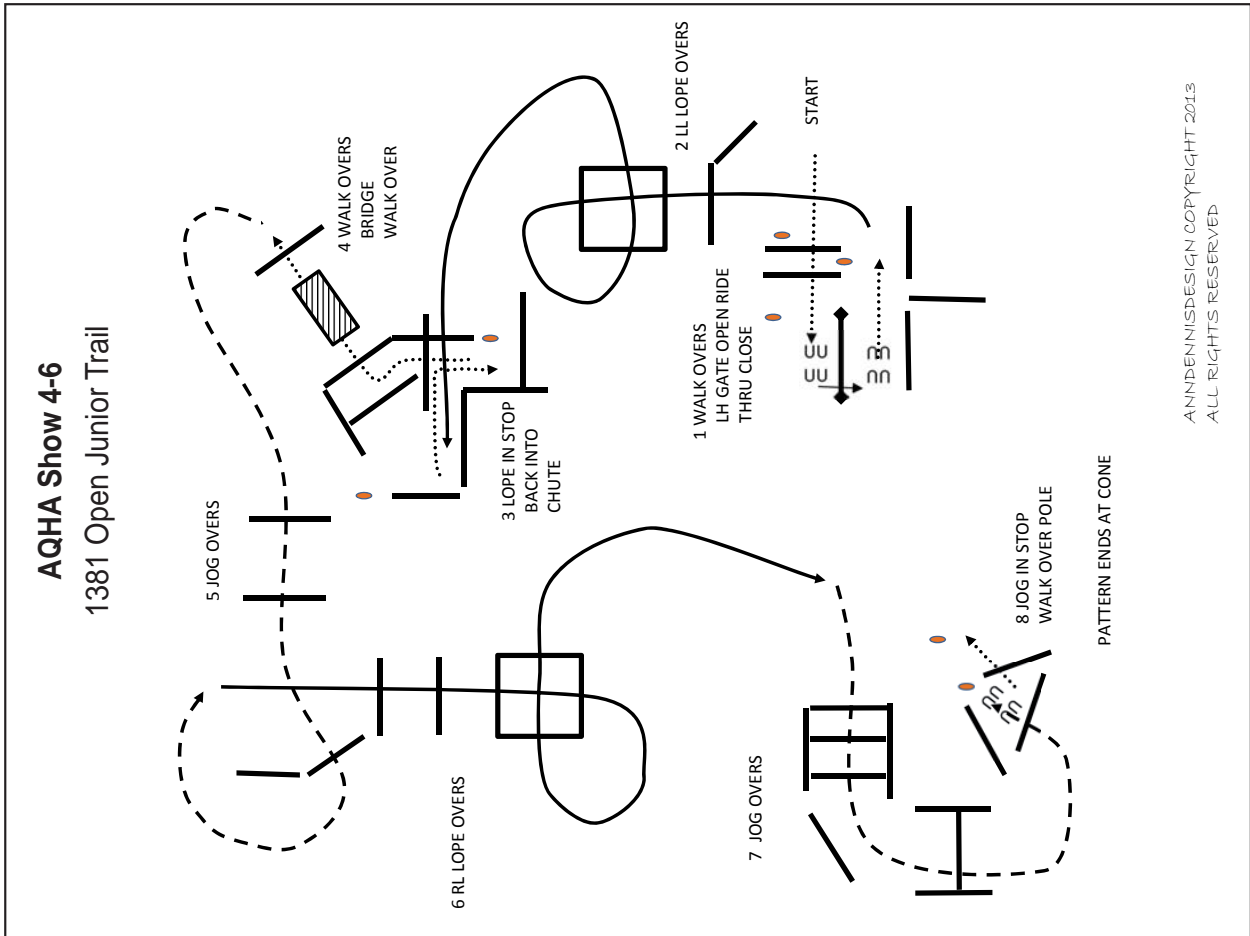
AQHA Show 4-6
 1383 Open Green Trail



ANNBENNIS/DESIGN COPYRIGHT 2013
 ALL RIGHTS RESERVED

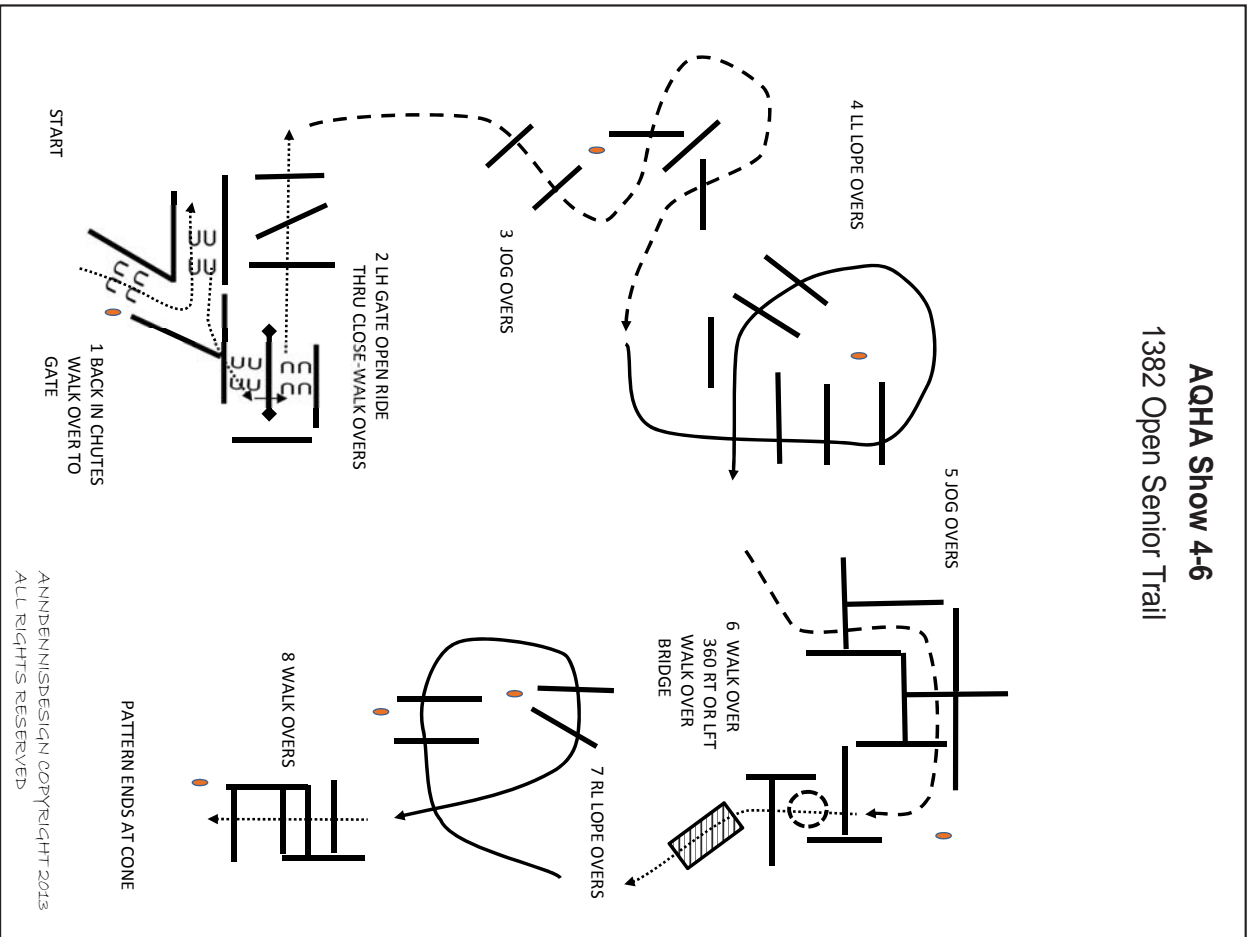


ANNDENNISDESIGN COPYRIGHT 2013
ALL RIGHTS RESERVED

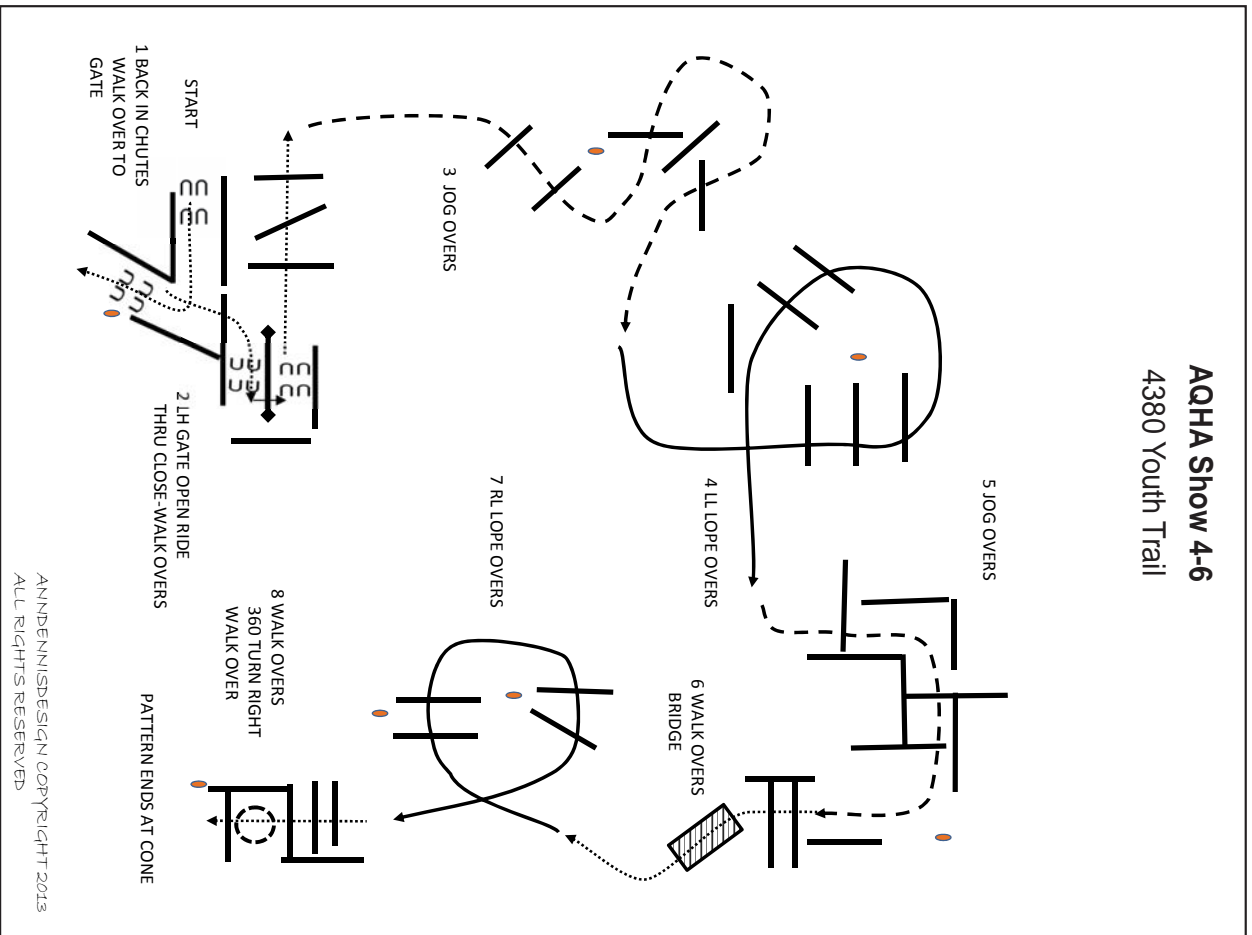


ANNDENNISDESIGN COPYRIGHT 2013
ALL RIGHTS RESERVED

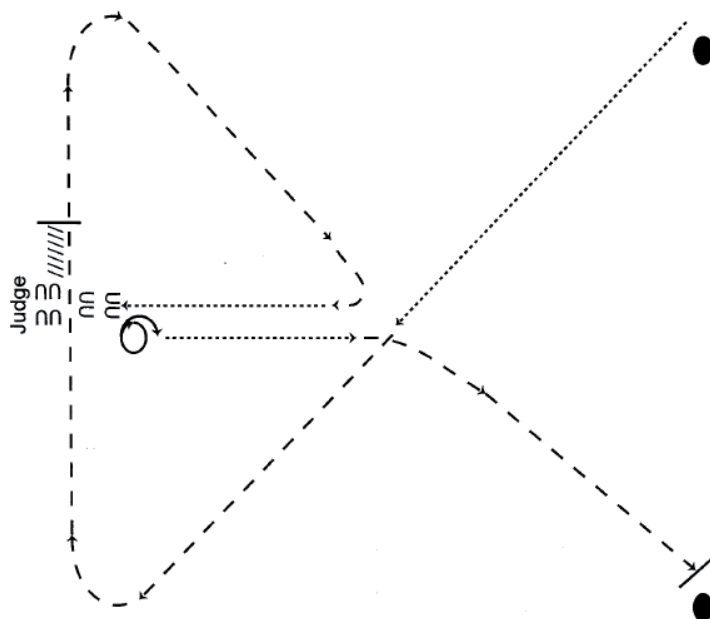
AQHA Show 4-6
1382 Open Senior Trail



AQHA Show 4-6
4380 Youth Trail



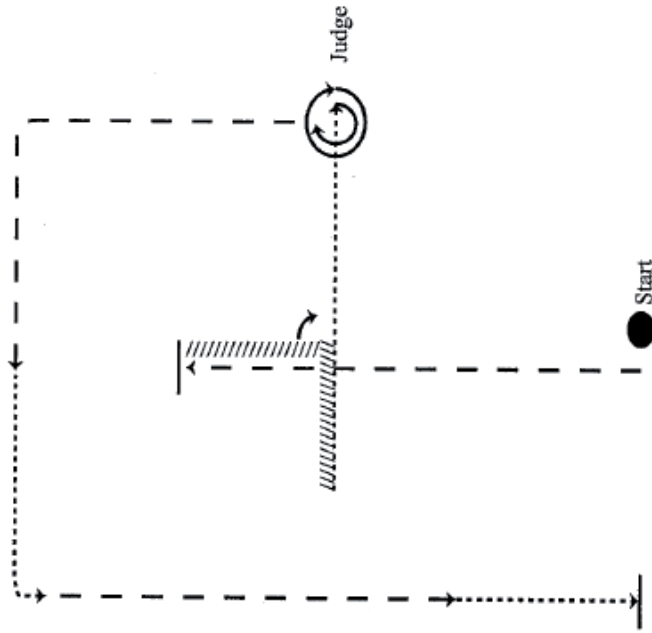
ECQH 2013 Finals
Showmanship Youth



1. Walk across arena. Trot corner and trot past Judge. Stop and back until hindquarters are even with Judge.
2. Set up for brief inspection.
3. Trot across arena and around corner, walk to Judge.
4. Set-up for full inspection.
5. After inspection, 1 1/2 turns and walk. Trot to marker. Stop.
6. Exit.

NOTE:
The drawn description of this pattern is only intended for the general depiction of the pattern. Contestants should utilize the arena space to best exhibit their horses.

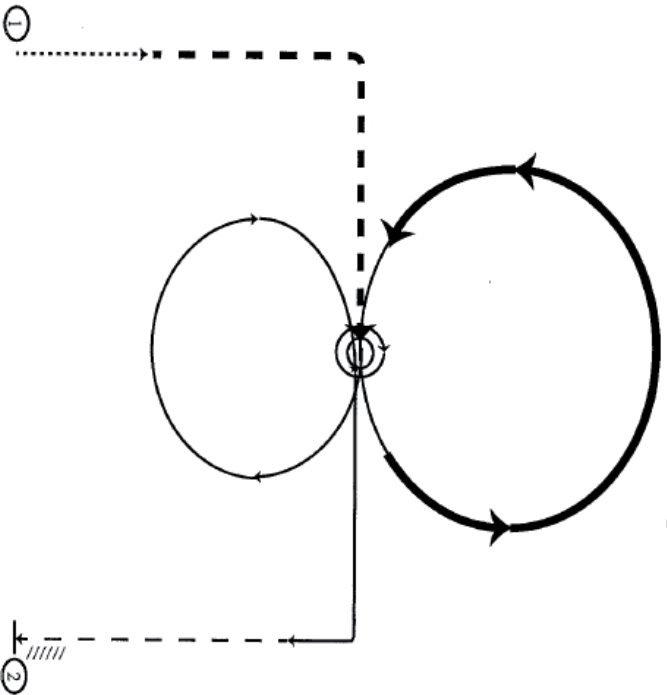
ECQH 2013 Finals
Showmanship Amateur Select
Showmanship Amateur



1. Trot past judge. Stop.
2. Back, 1/4 turn right, back.
3. Walk to judge, set-up for full inspection.
4. Turn 3/4 turn, set-up for brief inspection, then one full turn.
5. Trot around corner, walk, trot 2/3 of line, walk, stop to end pattern.

NOTE:
The drawn description of this pattern is only intended for the general depiction of the pattern. Contestants should utilize the arena space to best exhibit their horses.

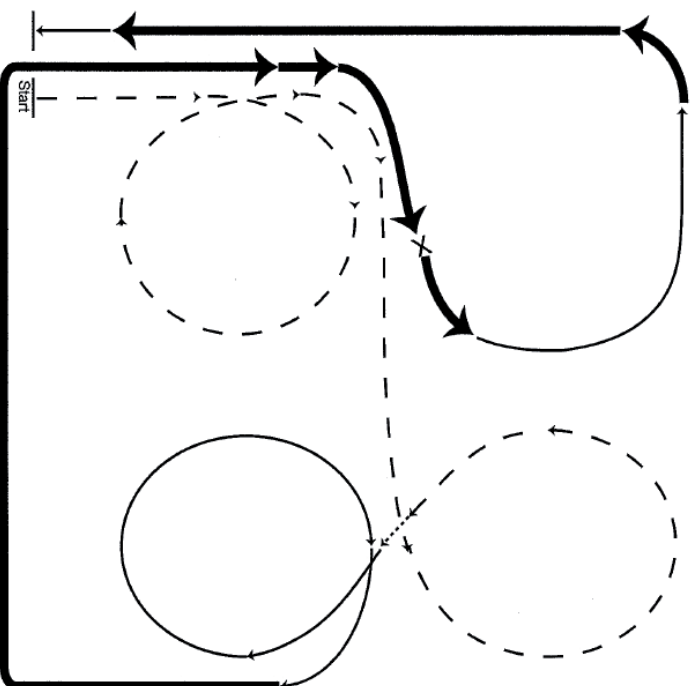
ECQH 2013 Finals
all Horsemanship



1. Walk 15 feet (4,5 meter).
2. Extended jog to the middle of the arena.
3. 360° turn to the right and 360° to the left.
4. Lope a left lead circle, building speed before collection to the lope. Change leads, flying or simple.
5. Lope a smaller circle to the right without loosing cadence.
6. Lope a corner to the right.
7. Jog to marker. Stop and back 2 horse lengths.
8. Exit at a walk or jog.

NOTE:
The drawn description of this pattern is only intended for the general depiction of the pattern. Contestants should utilize the arena space to best exhibit their horses.

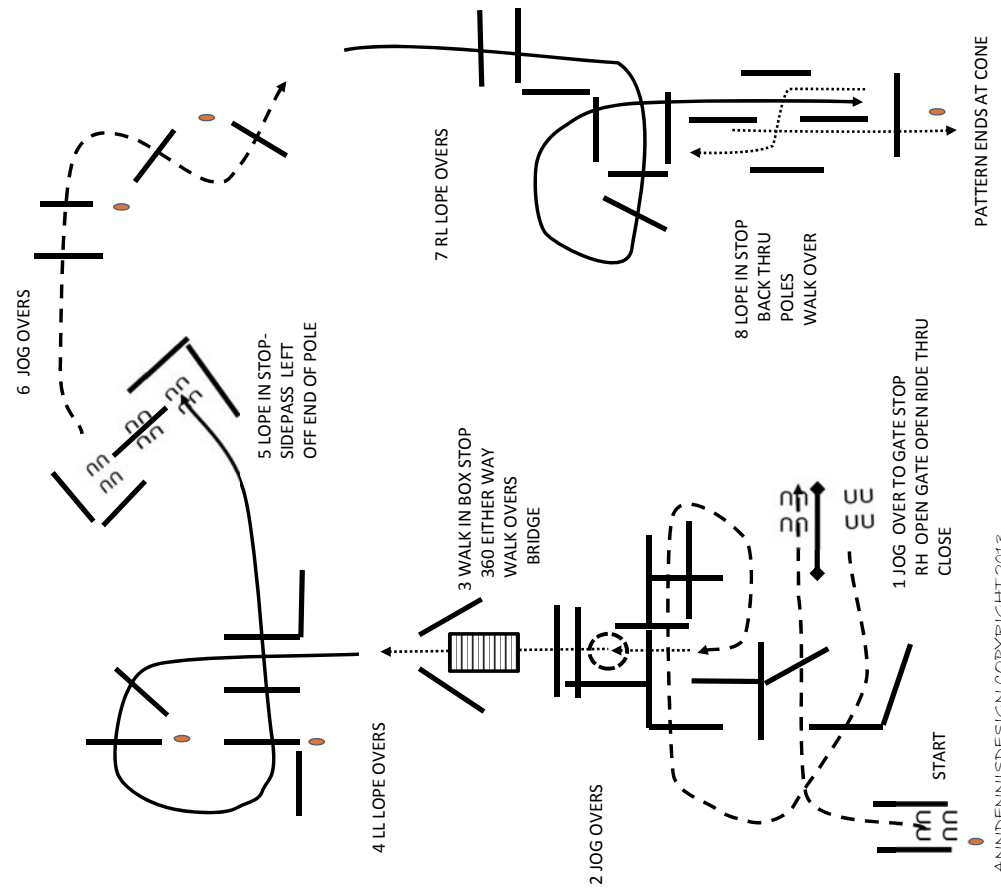
ECQH 2013 Finals
all Hunt Seat Equitations



- Start without irons (maybe crossed over neck)
1. Posting trot right circle, riding across arena into a left circle.
 2. Walk, pick up irons. Right canter circle, moving into a hand gallop as you ride around arena.
 3. Change leads, collect to canter.
 4. Move into the hand gallop down the long side.
 5. Halt, loosen reins, address reins.

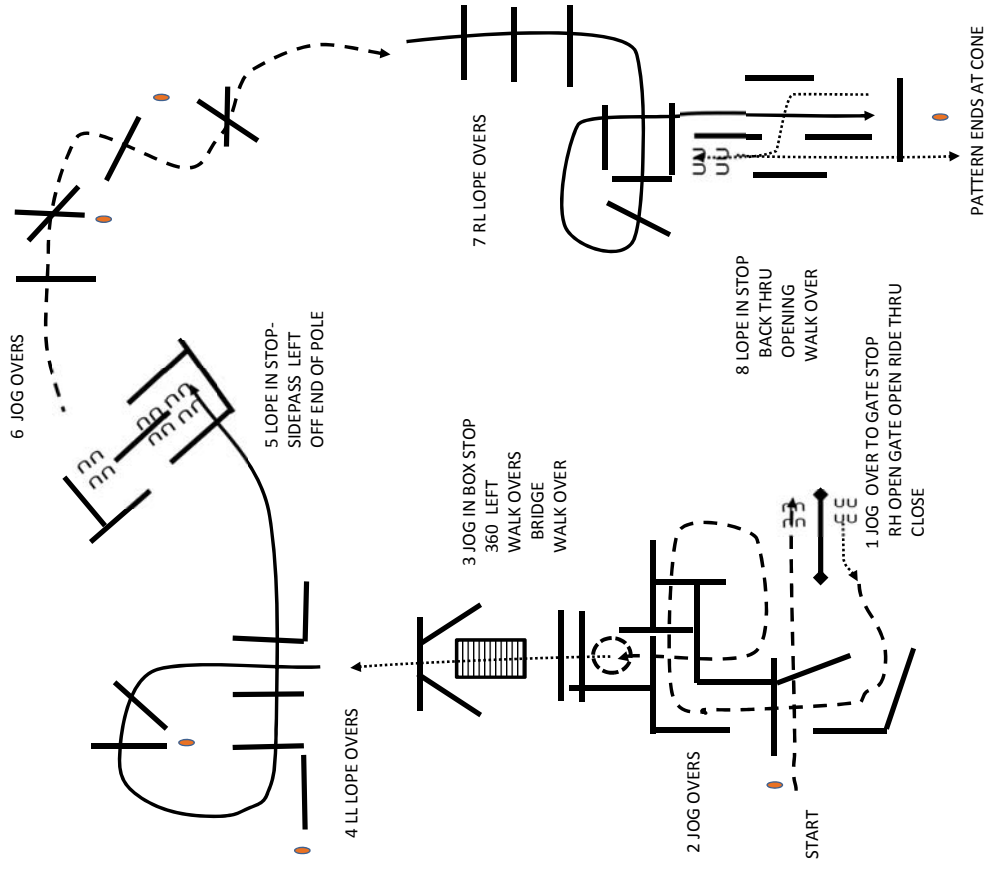
NOTE:
The drawn description of this pattern is only intended for the general depiction of the pattern. Contestants should utilize the arena space to best exhibit their horses.

ECQH 2013 Finals
Open Junior Trail



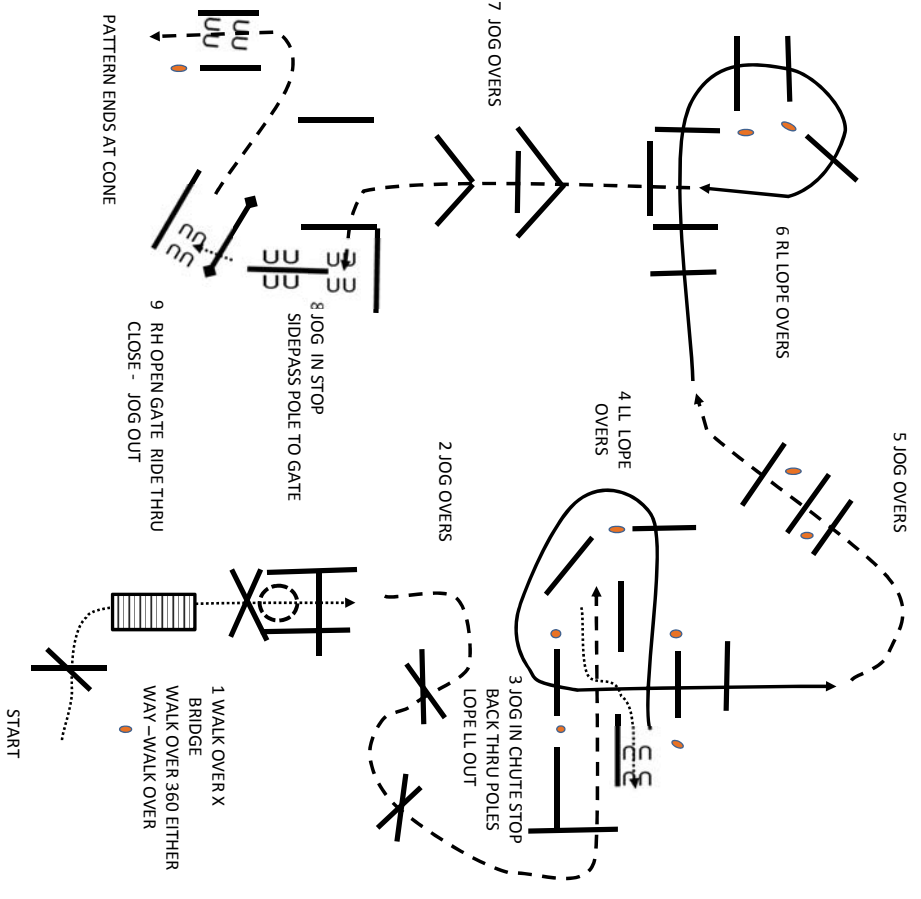
ANN DENNIS DESIGN COPYRIGHT 2013
ALL RIGHTS RESERVED

ECQH 2013 Finals
Youth Trail
Amateur Trail



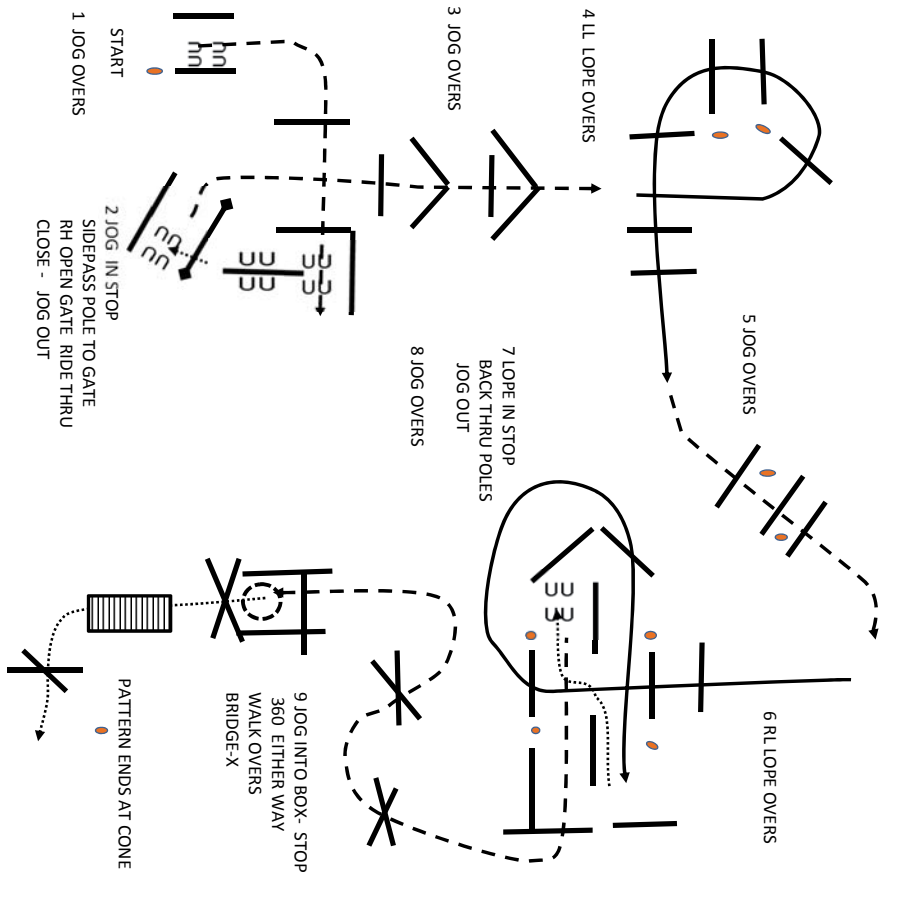
ANN DENNIS DESIGN COPYRIGHT 2013
ALL RIGHTS RESERVED

ECQH 2013 Finals
Amateur Select Trail



ANNBENNISDESIGN COPYRIGHT 2013
ALL RIGHTS RESERVED

ECQH 2013 Finals
Open Senior Trail



ANNBENNISDESIGN COPYRIGHT 2013
ALL RIGHTS RESERVED