

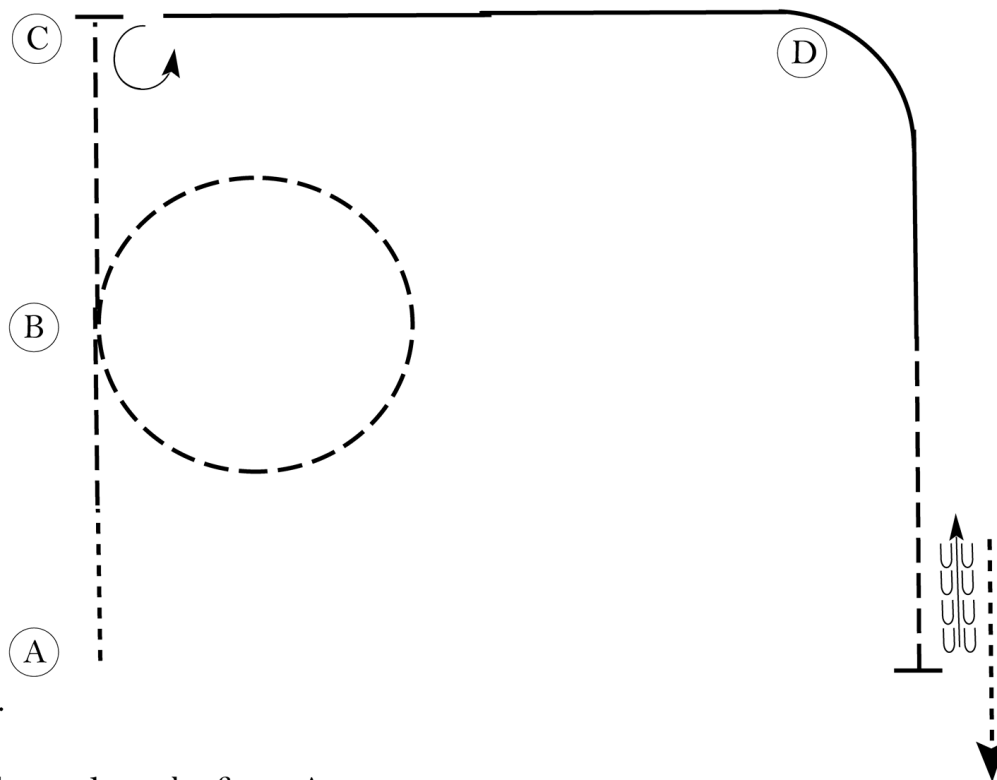
AQHA/DQHA direkt 2017 Landesmeisterschaften Laubach

DQHA Hunt Seat Equitation Amateur (DA520)

Show Date: 09-01-2017

www.HorseShowPatterns.com

www.HorseShowPatterns.com



Be ready at A.

1. Walk two horse lengths from A.
2. Sitting trot to B.
3. At B, trot a circle to the right on the left diagonal.
4. Continue trot to C.
5. Stop at C and perform a 270 degree turn on the hindquarters to the left.
6. Canter on the right lead to and around D.
7. When even with B, begin a posting trot on the right diagonal.
8. Stop when even with A and back approximately one horse length.

Walk away from D and follow the instructions of your ring steward.

| | |
|---------------|-----------|
| Walk | ----- |
| Trot | - - - - - |
| Extended Trot | ----- |
| Canter | ————— |
| Leg Yield | |
| Lead Change | /// |
| Back | ←←←←← |
| Marker | ⓑ |
| Sidepass | ←-----→ |
| Hand Gallop | ----- |

[HSE/2-44]

Pattern Provided by:
DQHA RPS

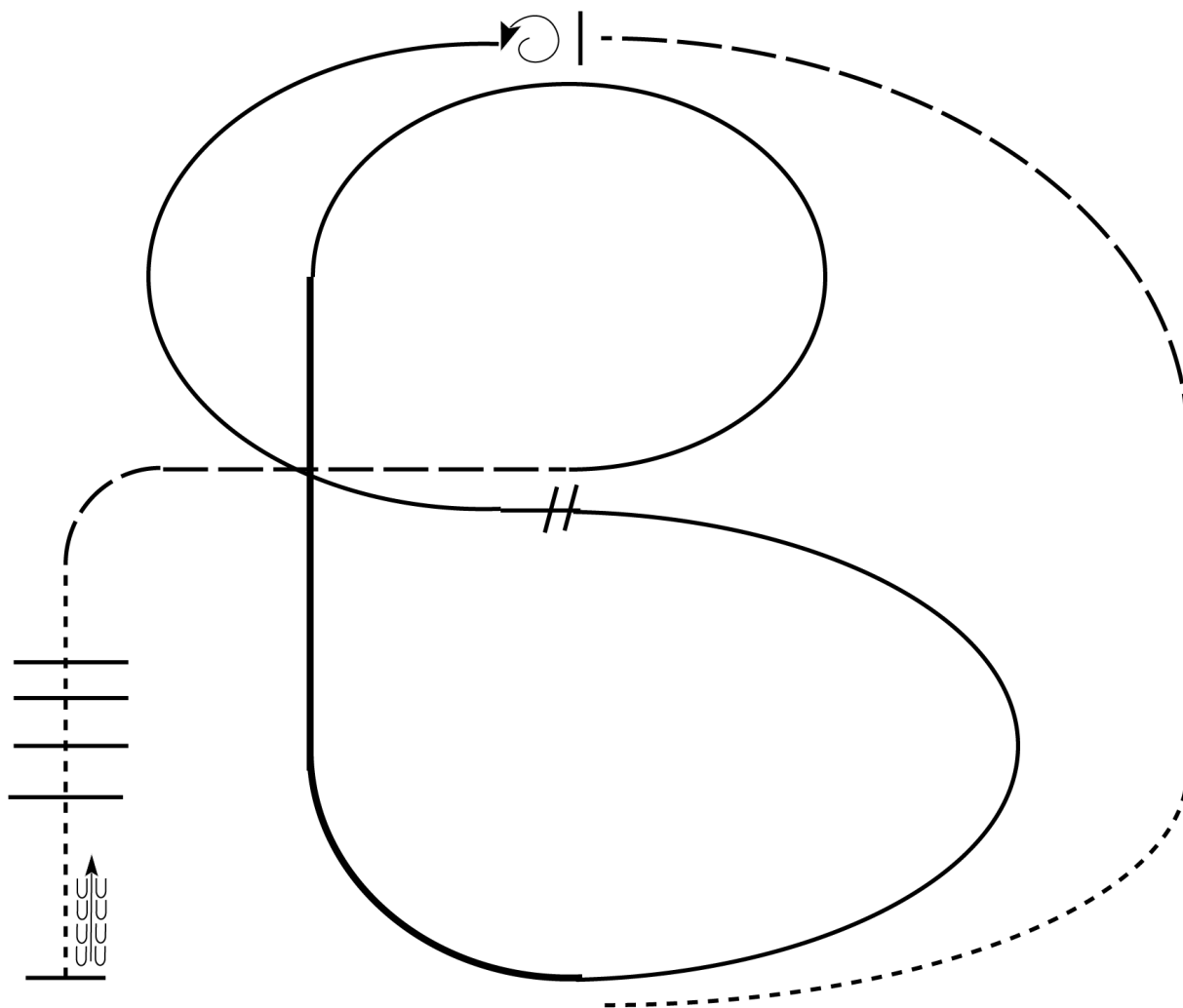
AQHA/DQHA direkt 2017 Landesmeisterschaften Laubach

Ranch Riding AQHA Lev. 1 Amateur/Rookie rasseoffen (243002/OR430)

Show Date: 09-01-2017

w w w . H o r s e S h o w P a t t e r n s . c o m

w w w . H o r s e S h o w P a t t e r n s . c o m



1. Walk
2. Trot
3. Extend the trot, at the top of the arena, stop
4. 360 degree turn to the left
5. Left lead 1/2 circle, lope to the center
6. Change leads (simple or flying)
7. Right lead 1/2 circle
8. Extended lope up the long side of arena (right lead)
9. Collect back to a lope around the top of the arena and back to center
10. Break down to an extended trot
11. Walk over poles.
12. Stop and back

- | | |
|---------------------|-----------|
| Walk | ----- |
| Jog | - - - - - |
| Extended Jog | - - - - - |
| Lope | ————— |
| Lead Change | /// |
| Back | ←←←←← |
| Marker | (B) |

[RR/1]

Pattern Provided by:
DQHA RPS

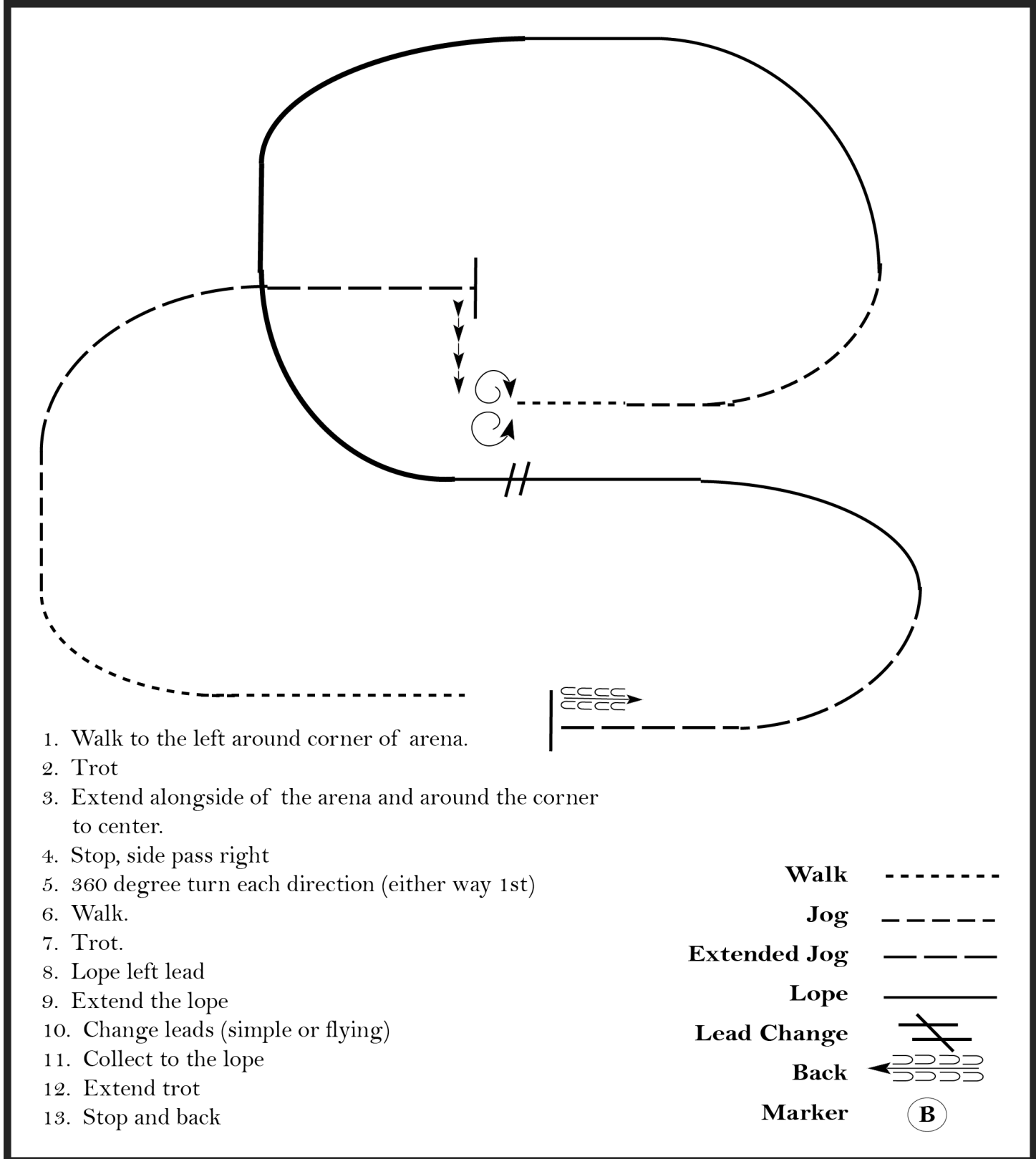
AQHA/DQHA direkt 2017 Landesmeisterschaften Laubach

Ranch Riding Erwachsene rasseoffen (O430)

Show Date: 09-01-2017

www.HorseShowPatterns.com

www.HorseShowPatterns.com



1. Walk to the left around corner of arena.
2. Trot
3. Extend alongside of the arena and around the corner to center.
4. Stop, side pass right
5. 360 degree turn each direction (either way 1st)
6. Walk.
7. Trot.
8. Lope left lead
9. Extend the lope
10. Change leads (simple or flying)
11. Collect to the lope
12. Extend trot
13. Stop and back

| | |
|---------------------|-----------|
| Walk | ----- |
| Jog | - - - - - |
| Extended Jog | — — — — — |
| Lope | |
| Lead Change | |
| Back | ← C C C C |
| Marker | (B) |

[RR/3]

Pattern Provided by:
DQHA RPS

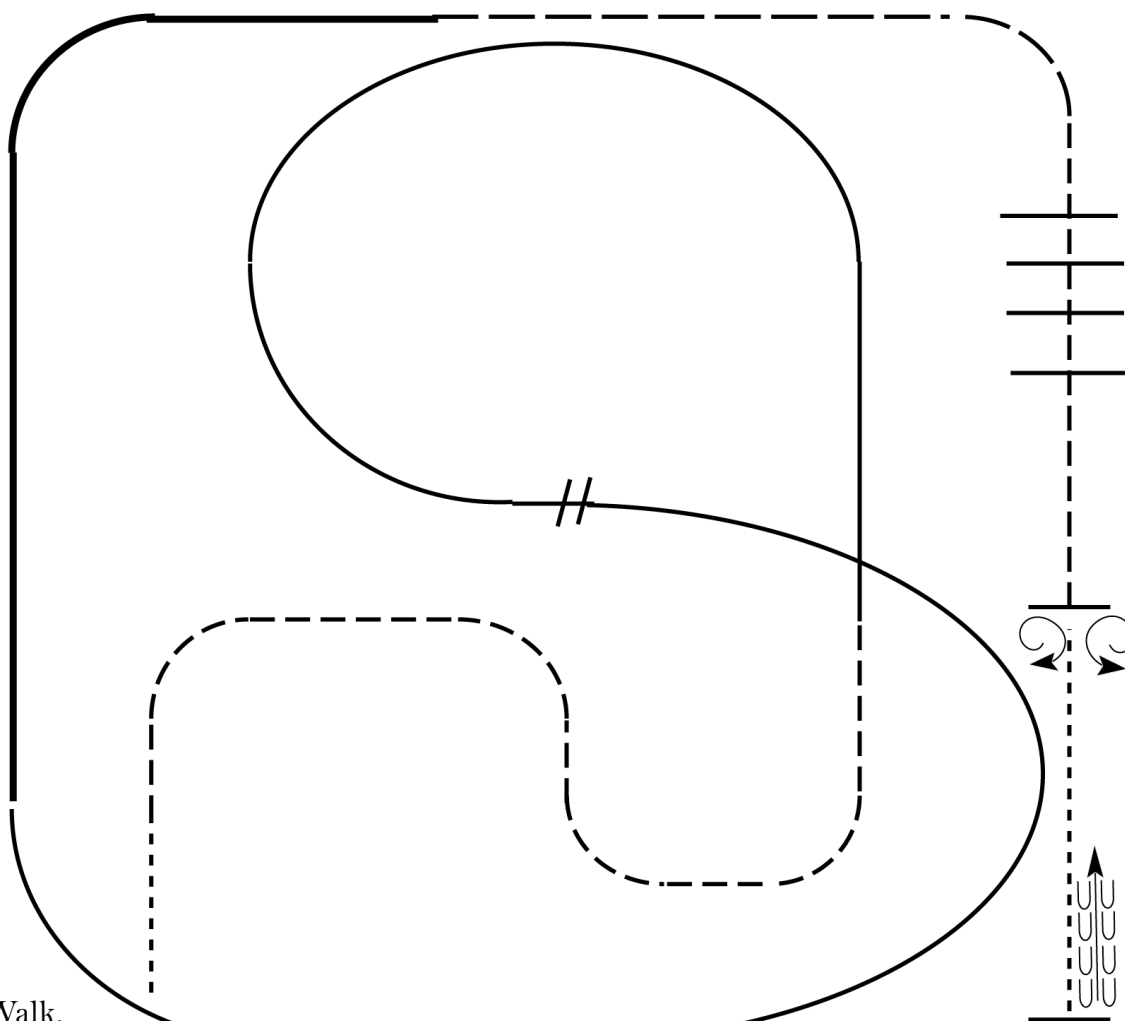
AQHA/DQHA direkt 2017 Landesmeisterschaften Laubach

AQHA Ranch Riding Amateur Select (243800)

Show Date: 09-01-2017

www.HorseShowPatterns.com

www.HorseShowPatterns.com



1. Walk.
2. Trot serpentine
3. Lope left lead around end of arena and then diagonally across arena.
4. Change leads (simple or flying) and
5. Lope on the right lead around end of the arena.
6. Extend lope on the straight away around corner to center of arena.
7. Extend trot around corner of arena
8. Collect to a trot
9. Trot over poles
10. Stop do a 360 turn each direction (either direction 1st)
11. Walk, stop and back.

| | |
|---------------------|-----------|
| Walk | ----- |
| Jog | - - - - - |
| Extended Jog | ----- |
| Lope | |
| Lead Change | // |
| Back | ←←←←← |
| Marker | Ⓚ |

[RR/4]

Pattern Provided by:

DQHA RPS

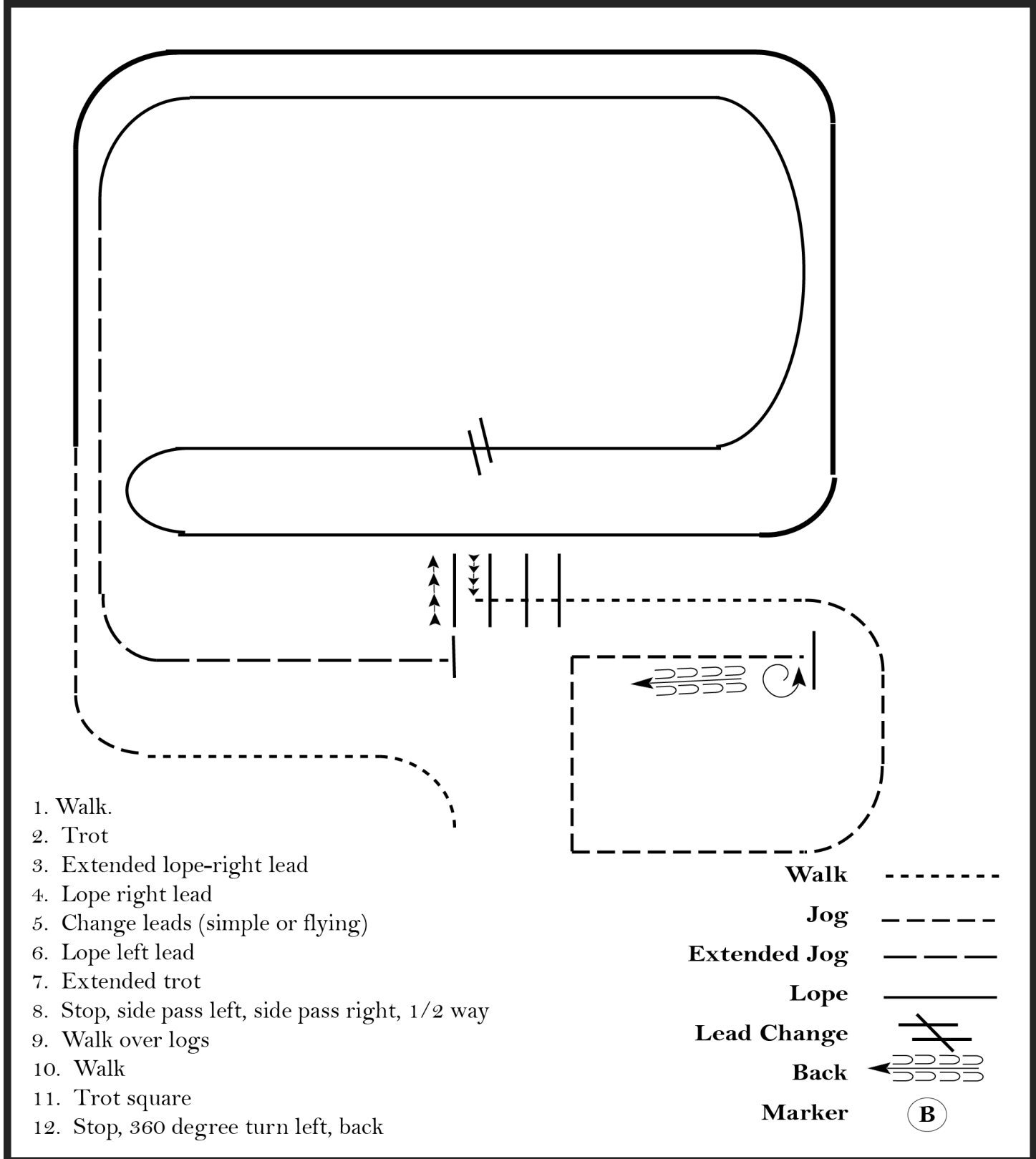
AQHA/DQHA direkt 2017 Landesmeisterschaften Laubach

Jackpot Ranch Riding rasseoffen (O431)

Show Date: 09-01-2017

w w w . H o r s e S h o w P a t t e r n s . c o m

w w w . H o r s e S h o w P a t t e r n s . c o m



1. Walk.
2. Trot
3. Extended lope-right lead
4. Lope right lead
5. Change leads (simple or flying)
6. Lope left lead
7. Extended trot
8. Stop, side pass left, side pass right, 1/2 way
9. Walk over logs
10. Walk
11. Trot square
12. Stop, 360 degree turn left, back

- Walk
- Jog
- Extended Jog
- Lope
- Lead Change
- Back
- Marker

[RR/5]

Pattern Provided by:
DQHA RPS

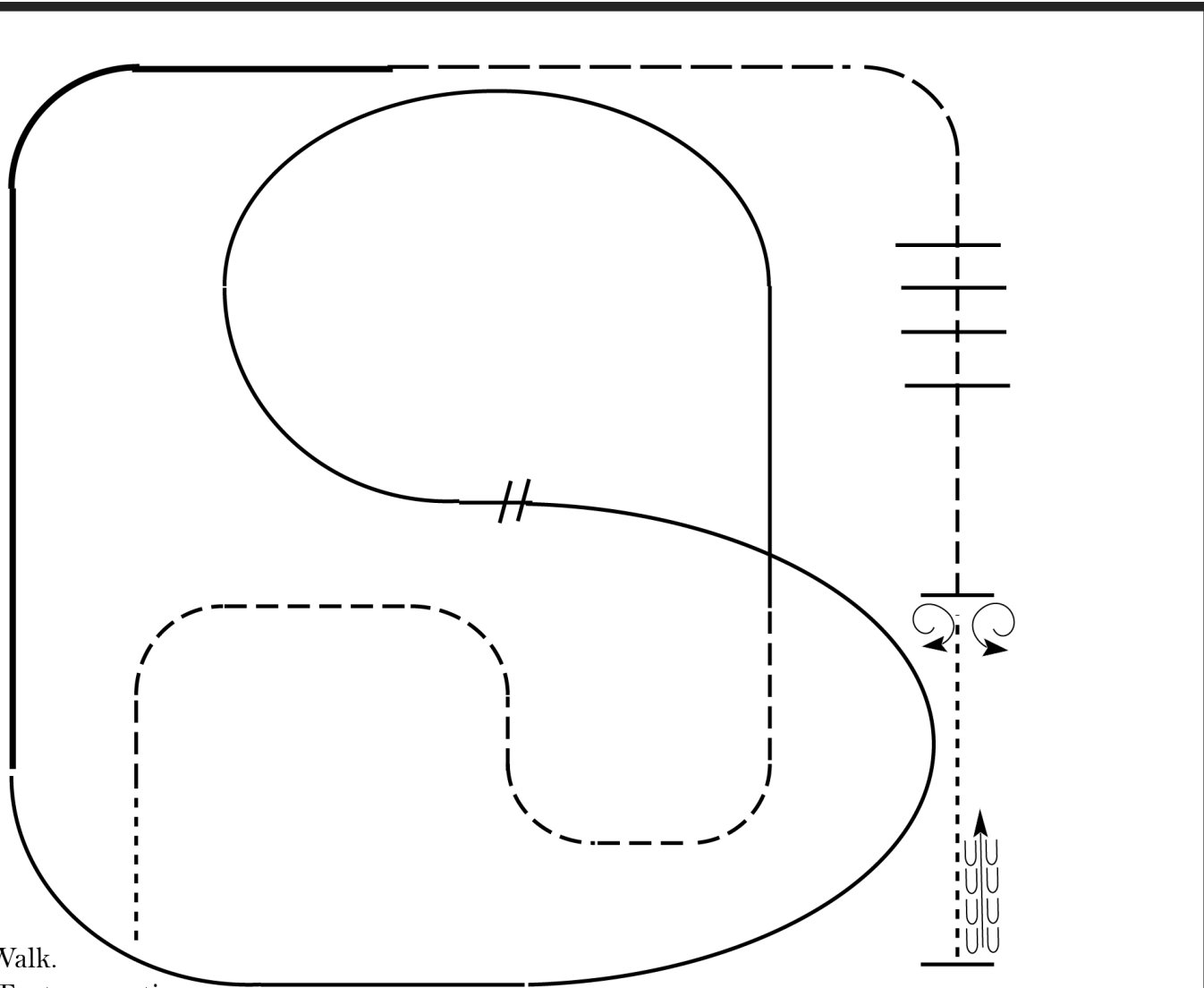
AQHA/DQHA direkt 2017 Landesmeisterschaften Laubach

AQHA/DQHA Ranch Riding Open Landesmeistertitel (143000/D430)

Show Date: 09-01-2017

W W W . H O R S E S H O W P A T T E R N S . C O M

W W W . H O R S E S H O W P A T T E R N S . C O M



1. Walk.
2. Trot serpentine
3. Lope left lead around end of arena and then diagonally across arena.
4. Change leads (simple or flying) and
5. Lope on the right lead around end of the arena.
6. Extend lope on the straight away around corner to center of arena.
7. Extend trot around corner of arena
8. Collect to a trot
9. Trot over poles
10. Stop do a 360 turn each direction (either direction 1st)
11. Walk, stop and back.

- | | |
|---------------------|------------------------|
| Walk | ----- |
| Jog | - - - - - |
| Extended Jog | — — — — — |
| Lope | — — — — — |
| Lead Change | ⋈ |
| Back | ← ← ← ← ← ← ← ← ← ← |
| Marker | Ⓑ |

[RR/4]

Pattern Provided by:
DQHA RPS

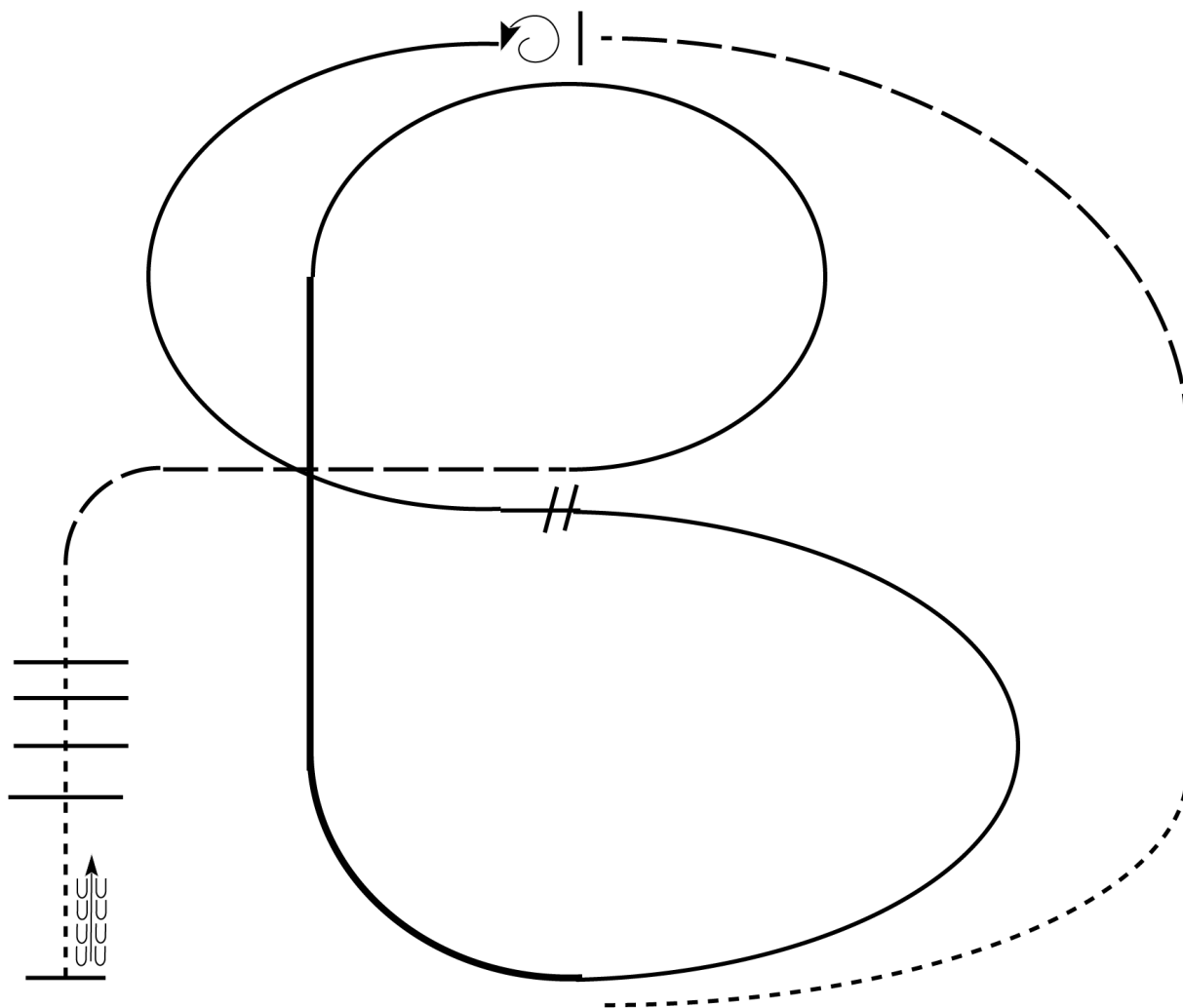
AQHA/DQHA direkt 2017 Landesmeisterschaften Laubach

DQHA Ranch Riding Youth Landesmeistertitel (DY430)



Show Date: 09-01-2017

w w w . H o r s e S h o w P a t t e r n s . c o m

w w w . H o r s e S h o w P a t t e r n s . c o m



1. Walk
2. Trot
3. Extend the trot, at the top of the arena, stop
4. 360 degree turn to the left
5. Left lead 1/2 circle, lope to the center
6. Change leads (simple or flying)
7. Right lead 1/2 circle
8. Extended lope up the long side of arena (right lead)
9. Collect back to a lope around the top of the arena and back to center
10. Break down to an extended trot
11. Walk over poles.
12. Stop and back

| | |
|---------------------|---|
| Walk | ----- |
| Jog | - - - - - |
| Extended Jog | — — — — — |
| Lope | — — — — — |
| Lead Change |  |
| Back |  |
| Marker | (B) |

[RR/1]

Pattern Provided by:

DQHA RPS

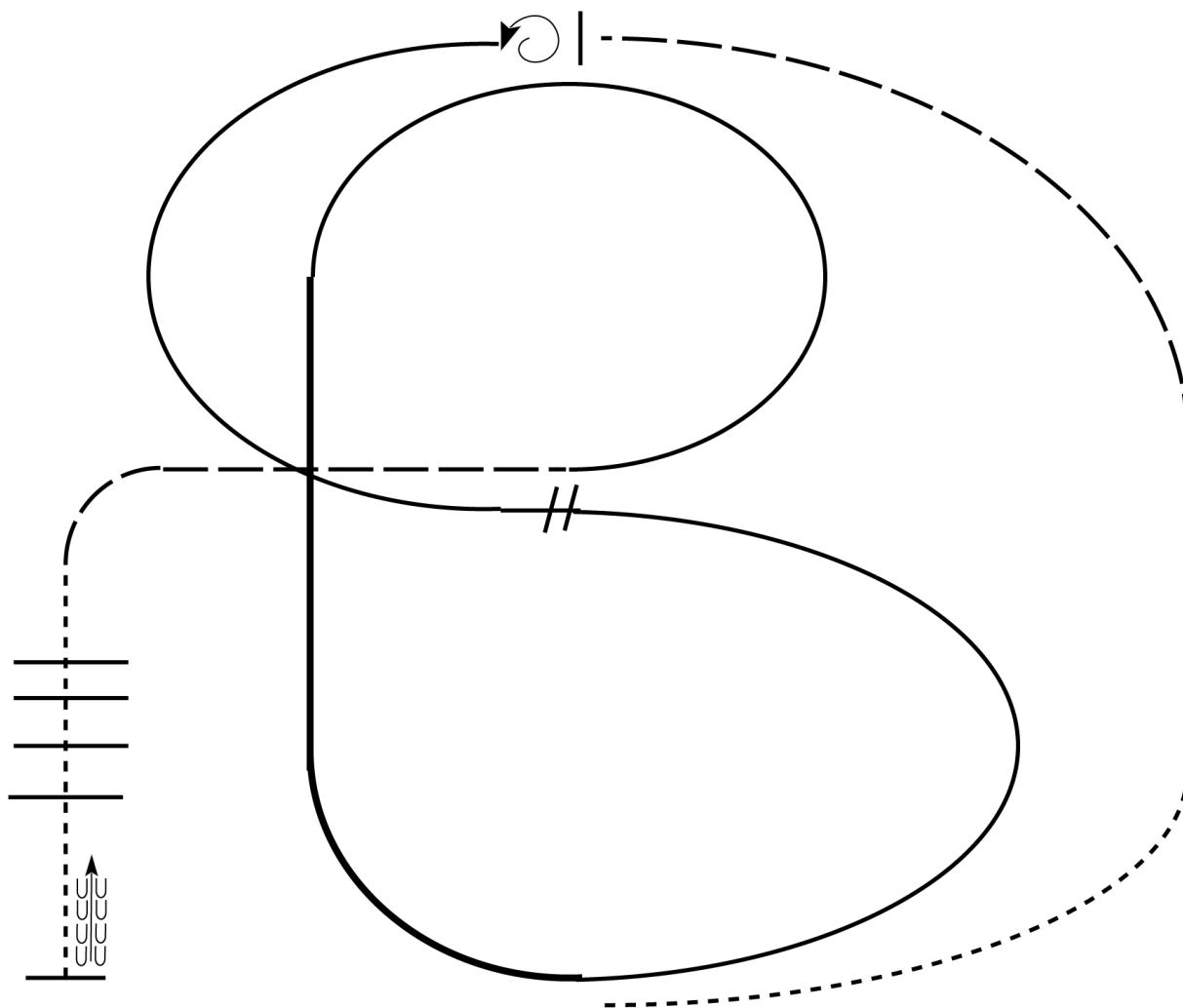
AQHA/DQHA direkt 2017 Landesmeisterschaften Laubach

AQHA/DQHA Ranch Riding Amateur Landesmeistertitel (243000/DA430)

Show Date: 09-01-2017

w w w . H o r s e S h o w P a t t e r n s . c o m

w w w . H o r s e S h o w P a t t e r n s . c o m



1. Walk
2. Trot
3. Extend the trot, at the top of the arena, stop
4. 360 degree turn to the left
5. Left lead 1/2 circle, lope to the center
6. Change leads (simple or flying)
7. Right lead 1/2 circle
8. Extended lope up the long side of arena (right lead)
9. Collect back to a lope around the top of the arena and back to center
10. Break down to an extended trot
11. Walk over poles.
12. Stop and back

| | |
|---------------------|-----------|
| Walk | ----- |
| Jog | - - - - - |
| Extended Jog | - - - - - |
| Lope | ————— |
| Lead Change | // |
| Back | ←←←←← |
| Marker | ⓑ |

[RR/1]

Pattern Provided by:
DQHA RPS

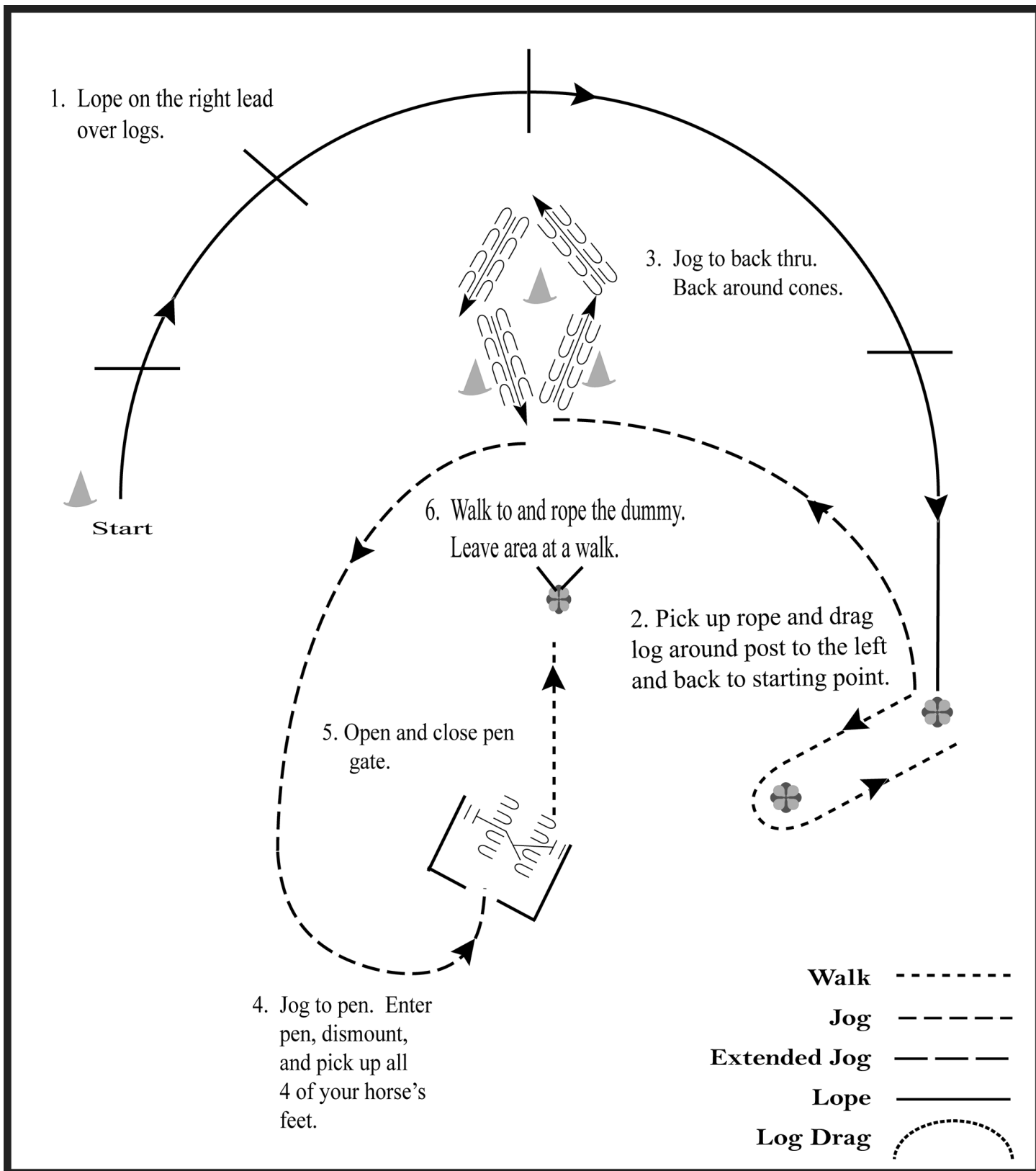
AQHA/DQHA direkt 2017 Landesmeisterschaften Laubach

VRH Trail Jugend (OJ481)

Show Date: 09-01-2017

www.HorseShowPatterns.com

www.HorseShowPatterns.com



[RT/1]

Pattern Provided by:

DQHA RPS

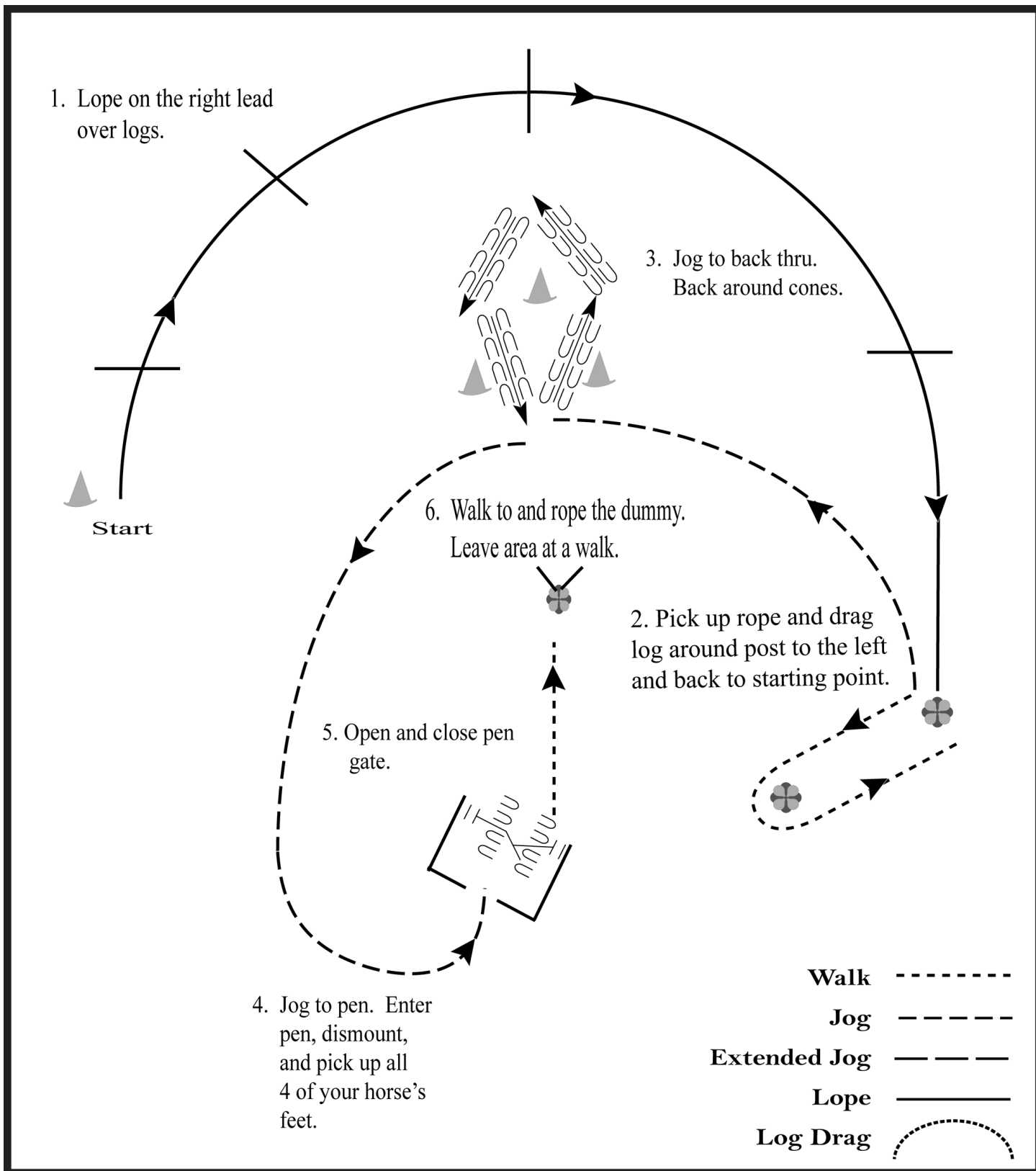
AQHA/DQHA direkt 2017 Landesmeisterschaften Laubach

VRH Trail AQHA/DQHA Amateur (281000/DA810)

Show Date: 09-01-2017

www.HorseShowPatterns.com

www.HorseShowPatterns.com



[RT/1]

Pattern Provided by:

DQHA RPS

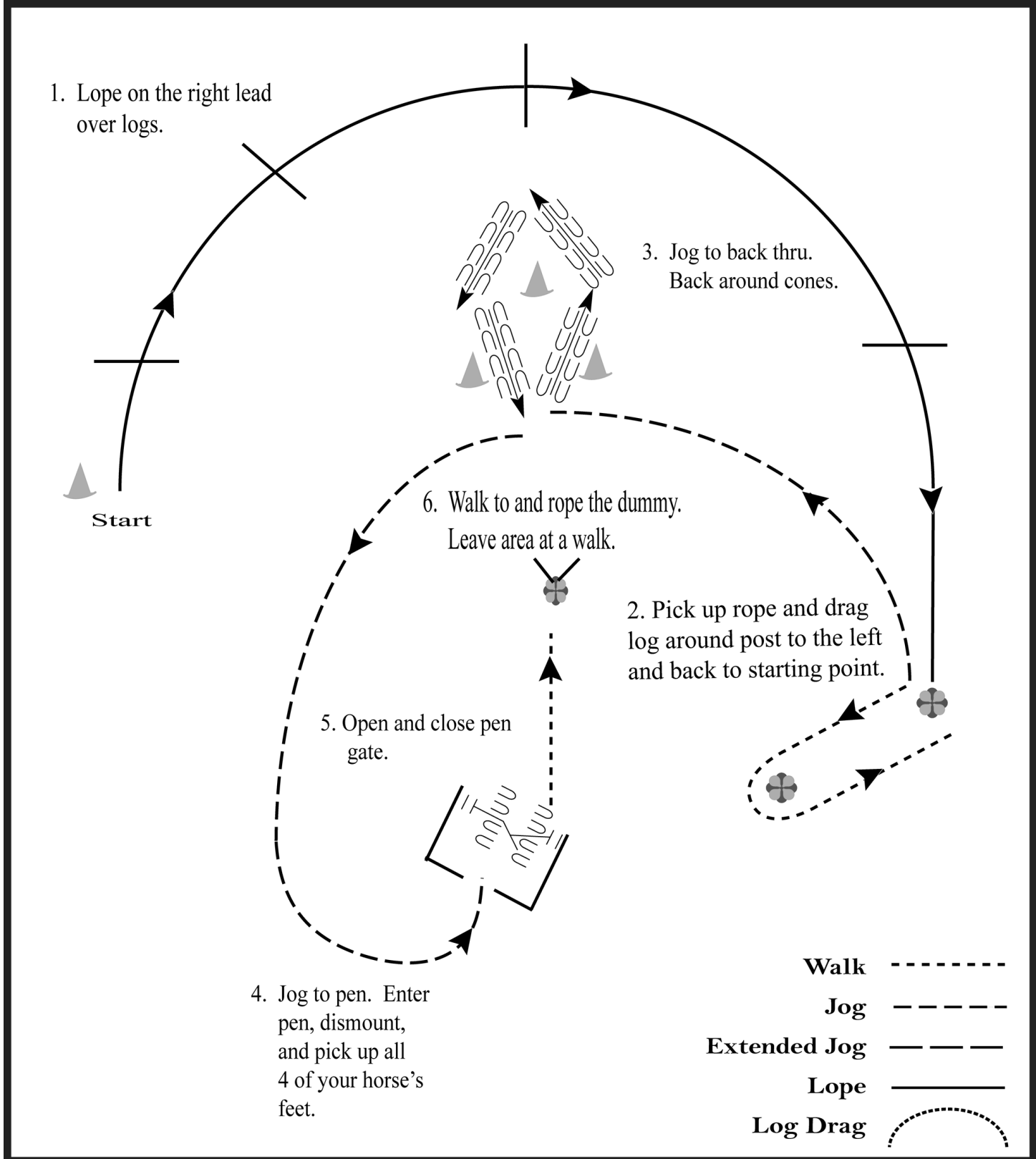
AQHA/DQHA direkt 2017 Landesmeisterschaften Laubach

VRH Trail AQHA Open/Erwachsene RO (181000/O481)

Show Date: 09-01-2017

www.HorseShowPatterns.com

www.HorseShowPatterns.com



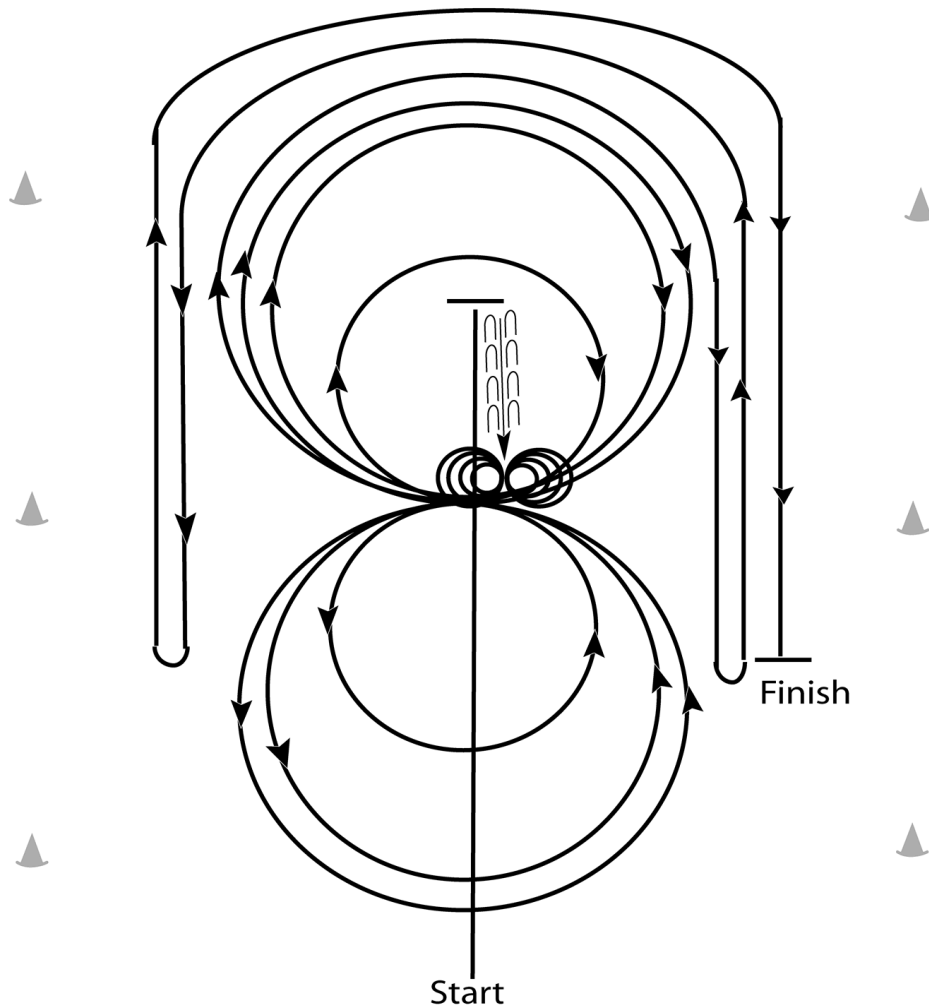
[RT/1]

Pattern Provided by:
DQHA RPS

AQHA/DQHA direkt 2017 Landesmeisterschaften Laubach

AQHA Senior Reining Open (134200)

Show Date: 09-01-2017



1. Run past the center marker and do a sliding stop. Back up to the center of the arena or at least ten feet (3m). Hesitate.
 2. Complete four spins to the right.
 3. Complete four and one-quarter spins to the left so that the horse is facing the left wall or fence. Hesitate.
 4. Beginning on the right lead, complete three circles to the right: the first two circles large and fast, the third circle small and slow. Change leads at the center of the arena.
 5. Complete three circles to the left: the first circle small and slow, the next two circles large and fast. Change leads at the center of the arena.
 6. Begin a large fast circle to the right but do not close this circle. Run down the right side of the arena past the center marker and do a left rollback at least twenty feet (6.09m) from the wall or fence – no hesitation.
 7. Continue back around the previous circle but do not close this circle. Run down the left side of the arena past the center and do a right rollback at least twenty feet (6.09m) from the wall or fence – no hesitation.
 8. Continue back around previous circle but do not close this circle. Run down the right side of the arena past the center marker and do a sliding stop at least twenty feet (6.09m) from the wall or fence. Hesitate to demonstrate completion of pattern.
- Rider may dismount and drop bridle to the designated judge.

[R/AQHAP-10]

Pattern Provided by:

DQHA RPS

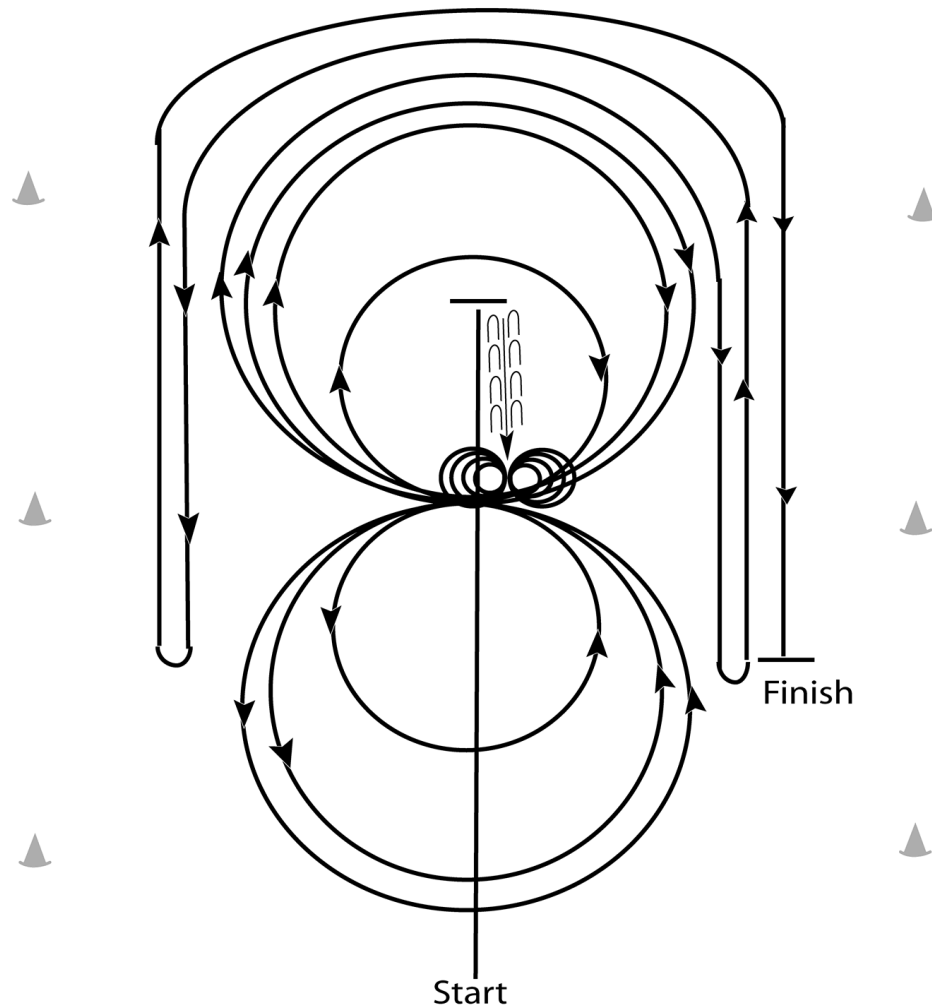
AQHA/DQHA direkt 2017 Landesmeisterschaften Laubach

AQHA/DQHA Reining Amateur Landesmeistertitel (234000/DA340)

Show Date: 09-01-2017

www.HorseShowPatterns.com

www.HorseShowPatterns.com



1. Run past the center marker and do a sliding stop. Back up to the center of the arena or at least ten feet (3m). Hesitate.
 2. Complete four spins to the right.
 3. Complete four and one-quarter spins to the left so that the horse is facing the left wall or fence. Hesitate.
 4. Beginning on the right lead, complete three circles to the right: the first two circles large and fast, the third circle small and slow. Change leads at the center of the arena.
 5. Complete three circles to the left: the first circle small and slow, the next two circles large and fast. Change leads at the center of the arena.
 6. Begin a large fast circle to the right but do not close this circle. Run down the right side of the arena past the center marker and do a left rollback at least twenty feet (6.09m) from the wall or fence – no hesitation.
 7. Continue back around the previous circle but do not close this circle. Run down the left side of the arena past the center and do a right rollback at least twenty feet (6.09m) from the wall or fence – no hesitation.
 8. Continue back around previous circle but do not close this circle. Run down the right side of the arena past the center marker and do a sliding stop at least twenty feet (6.09m) from the wall or fence. Hesitate to demonstrate completion of pattern.
- Rider may dismount and drop bridle to the designated judge.

[R/AQHAP-10]

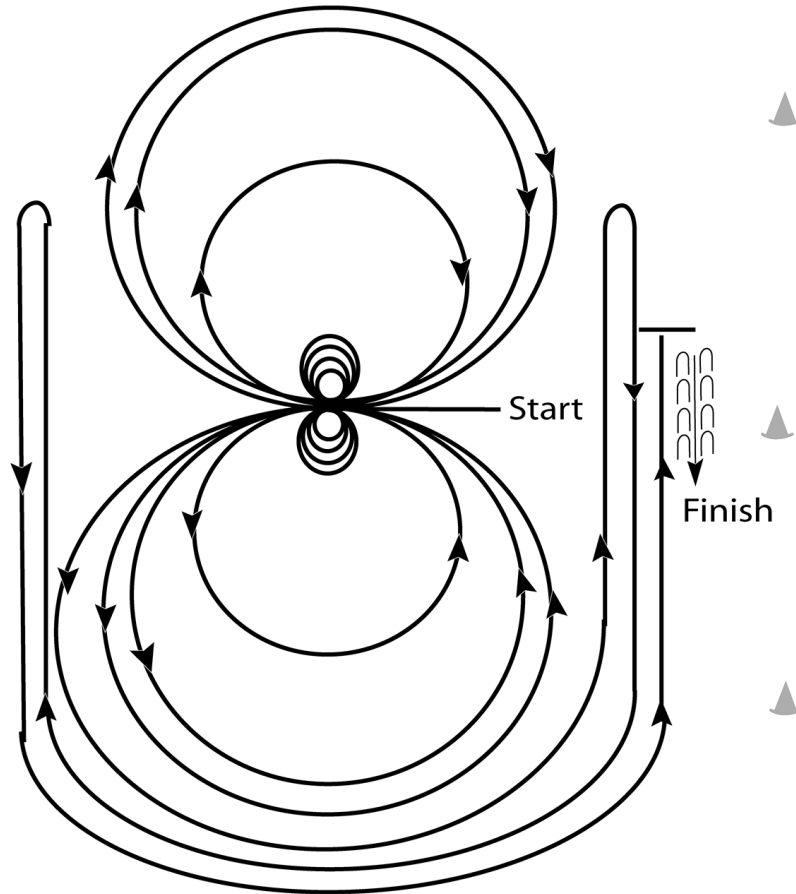
Pattern Provided by:

DQHA RPS

AQHA/DQHA direkt 2017 Landesmeisterschaften Laubach

g Rookie rasseoffen, AQHA Lev.1 Amateur und Youth (OR340/234002/4

Show Date: 09-01-2017



Horse must walk or stop prior to starting pattern. Beginning at the center of the arena facing the left wall or fence.

1. Complete four spins to the right.
 2. Complete four spins to the left. Hesitate.
 3. Beginning on the left lead, complete three circles to the left: the first two circles large and fast; the third circle small and slow. Change leads at the center of the arena.
 4. Complete three circles to the right: the first two circles large and fast; the third circle small and slow. Change leads at the center of the arena.
 5. Begin a large, fast circle to the left but do not close this circle. Run up the right side of the arena past the center marker and do a right rollback at least twenty feet (6.09m) from the wall or fence – no hesitation.
 6. Continue back around previous circle but do not close this circle. Run up the left side of the arena past the center marker and do a left rollback at least twenty feet (6.09m) from the wall or fence – no hesitation.
 7. Continue back around previous circle but do not close this circle. Run up the right side of the arena past the center marker and do a sliding stop at least twenty feet (6.09m) from the wall or fence. Back up at least ten feet (3m). Hesitate to demonstrate the completion of the pattern.
- Rider may drop bridle to the designated judge.

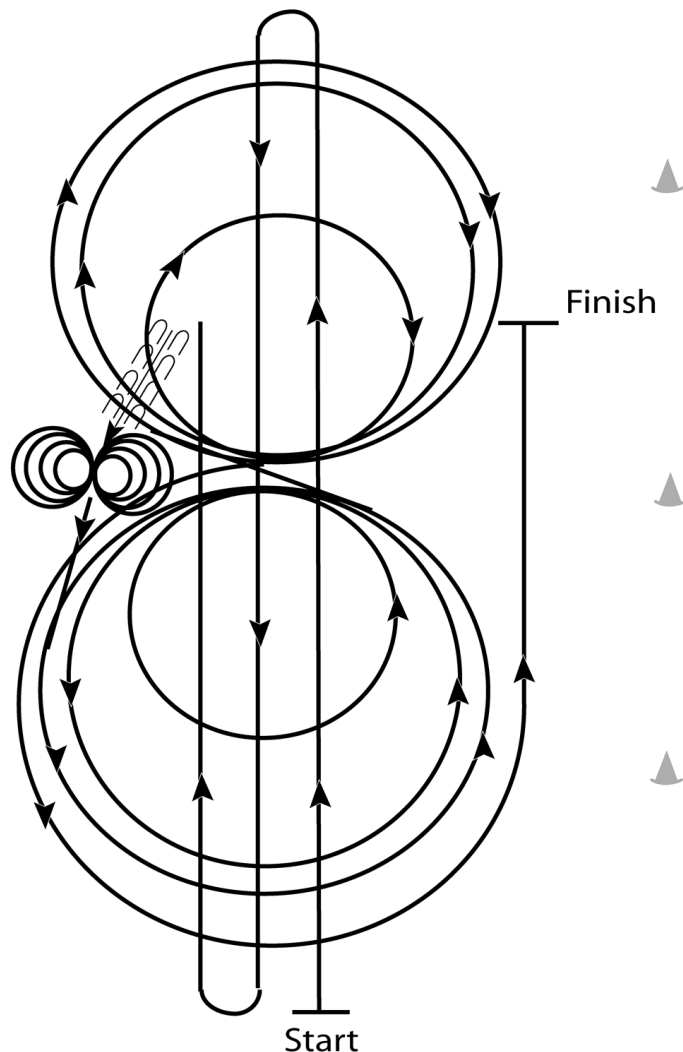
[R/AQHAP-6]

Pattern Provided by:
DQHA RPS

AQHA/DQHA direkt 2017 Landesmeisterschaften Laubach

DQHA Reining Open Landesmeistertitel (D340)

Show Date: 09-01-2017



1. Run at speed to the far end of the arena past the end marker and do a left rollback - no hesitation.
 2. Run to the opposite end of the arena past the end marker and do a right rollback - no hesitation.
 3. Run past the center marker and do a sliding stop. Back up to center of the arena or at least ten feet (3m). Hesitate.
 4. Complete four spins to the right.
 5. Complete four and one quarter spins to the left so that horse is facing left wall or fence. Hesitate.
 6. Beginning on the left lead, complete three circles to the left; the first circle large and fast; the second circle small and slow; the third circle large and fast. Change leads at the center of the arena.
 7. Complete three circles to the right; the first circle large and fast; the second circle small and slow; the third circle large and fast. Change leads at the center of the arena.
 8. Begin a large fast circle to the left but do not close this circle. Run straight up the right side of the arena past the center marker and do a sliding stop at least twenty feet (6.09 m) from wall or fence. Hesitate to demonstrate the completion of the pattern.
- Rider may drop bridle to the designated judge.

[R/AQHAP-1]

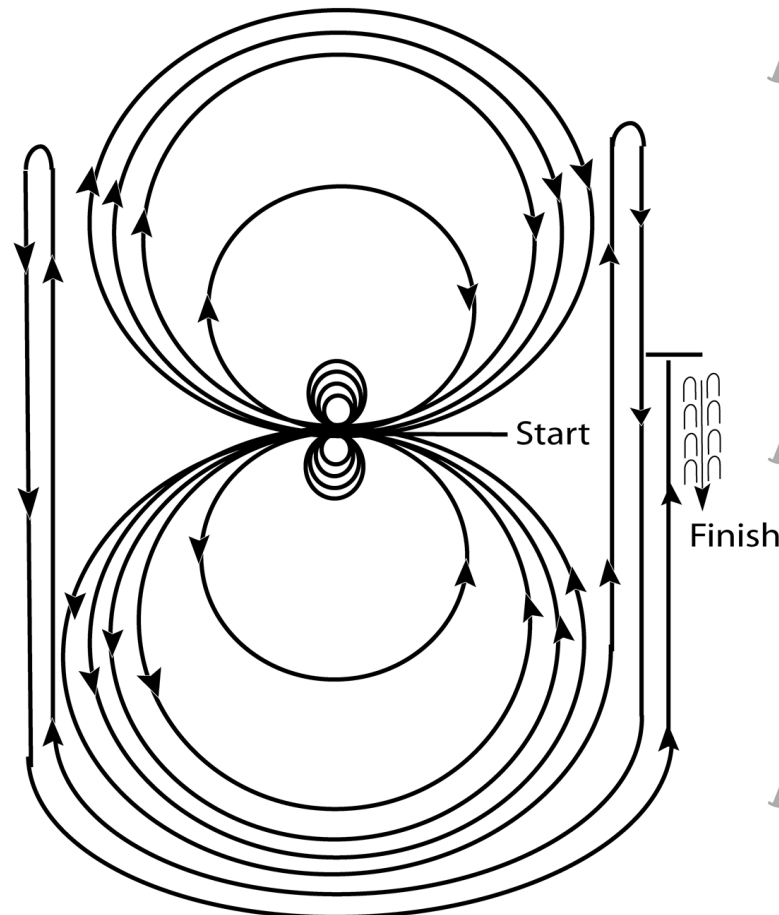
Pattern Provided by:

DQHA RPS

AQHA/DQHA direkt 2017 Landesmeisterschaften Laubach

AQHA Junior Reining Open (134100)

Show Date: 09-01-2017



Horses must walk or stop prior to starting pattern. Beginning at the center of the arena facing the left wall or fence.

1. Beginning on the left lead, complete three circles to the left: the first two circles large and fast; the third circle small and slow. Stop at the center of the arena.
 2. Complete four spins to the left. Hesitate.
 3. Beginning on the right lead, complete three circles to the right: the first two circles large and fast; the third circle small and slow. Stop at the center of the arena.
 4. Complete four spins to the right. Hesitate.
 5. Beginning on the left lead, run a large fast circle to the left, change leads at the center of the arena, run a large fast circle to the right, and change leads at the center of the arena.
 6. Continue around previous circle to the left but do not close this circle. Run up the right side of the arena past the center marker and do a right rollback at least twenty feet (6.09m) from the wall or fence – no hesitation.
 7. Continue around previous circle but do not close this circle. Run up the left side of the arena past the center marker and do a left rollback at least twenty feet (6.09m) from the wall or fence – no hesitation.
 8. Continue back around previous circle but do not close this circle. Run up the right side of the arena past the center marker and do a sliding stop at least twenty feet (6.09m) from the wall or fence. Back up at least ten feet (3m). Hesitate to demonstrate completion of the pattern.
- Rider may drop bridle to the designated judge.

[R/AQHAP-5]

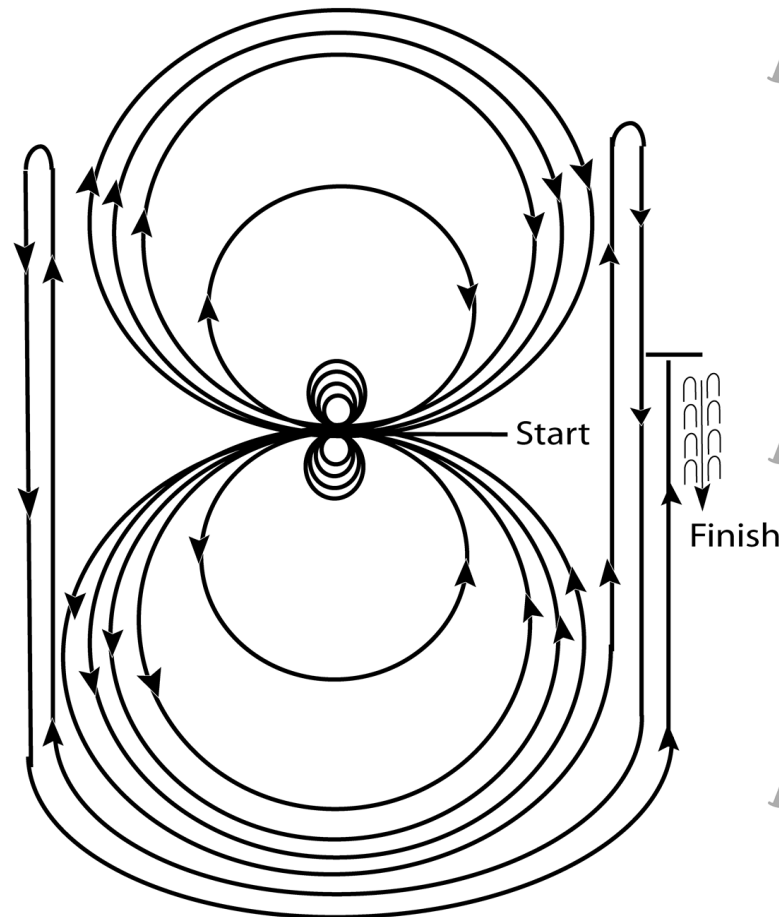
Pattern Provided by:

DQHA RPS

AQHA/DQHA direkt 2017 Landesmeisterschaften Laubach

Reining Erwachsene rasseoffen (O340)

Show Date: 09-01-2017



Horses must walk or stop prior to starting pattern. Beginning at the center of the arena facing the left wall or fence.

1. Beginning on the left lead, complete three circles to the left: the first two circles large and fast; the third circle small and slow. Stop at the center of the arena.
 2. Complete four spins to the left. Hesitate.
 3. Beginning on the right lead, complete three circles to the right: the first two circles large and fast; the third circle small and slow. Stop at the center of the arena.
 4. Complete four spins to the right. Hesitate.
 5. Beginning on the left lead, run a large fast circle to the left, change leads at the center of the arena, run a large fast circle to the right, and change leads at the center of the arena.
 6. Continue around previous circle to the left but do not close this circle. Run up the right side of the arena past the center marker and do a right rollback at least twenty feet (6.09m) from the wall or fence – no hesitation.
 7. Continue around previous circle but do not close this circle. Run up the left side of the arena past the center marker and do a left rollback at least twenty feet (6.09m) from the wall or fence – no hesitation.
 8. Continue back around previous circle but do not close this circle. Run up the right side of the arena past the center marker and do a sliding stop at least twenty feet (6.09m) from the wall or fence. Back up at least ten feet (3m). Hesitate to demonstrate completion of the pattern.
- Rider may drop bridle to the designated judge.

[R/AQHAP-5]

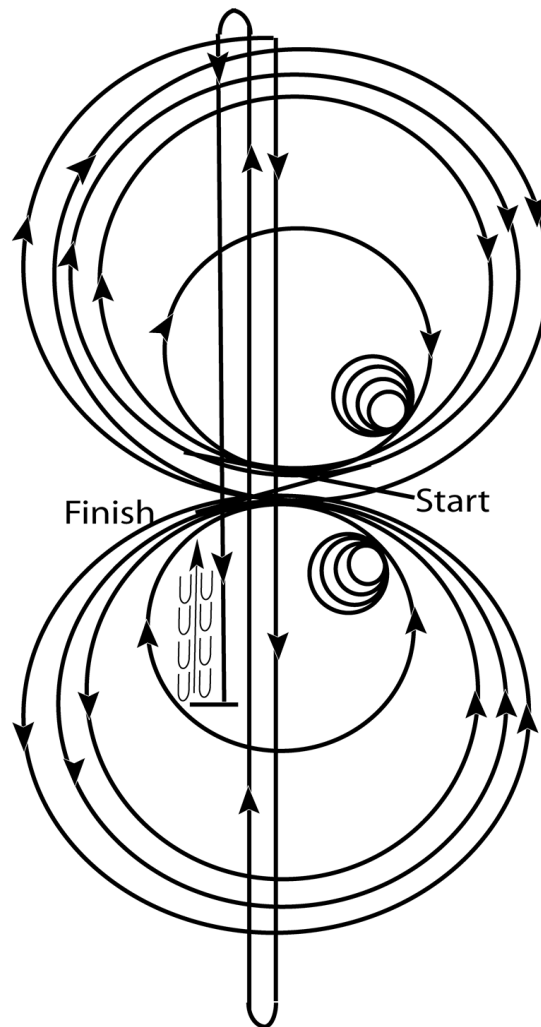
Pattern Provided by:

DQHA RPS

AQHA/DQHA direkt 2017 Landesmeisterschaften Laubach

AQHA/DQHA Reining Youth Landesmeistertitel (434000/DY340)

Show Date: 09-01-2017



Horses must walk or stop prior to starting pattern. Begin at the center of the arena facing the left wall or fence.

1. Beginning on the right lead, complete three circles to the right; the first two circles large and fast; the third circle small and slow. Stop at the center of the arena.
2. Complete four spins to the right. Hesitate.
3. Beginning on the left lead, complete three circles to the left; the first two circles large and fast; the third circle small and slow. Stop at the center of the arena.
4. Complete four spins to the left. Hesitate.
5. Beginning on the right lead, run a large first circle to the right, change leads at the center of the arena, run a large fast circle to the left, and change leads at the center of the arena.
6. Continue around previous circle to the right. At the top of the circle, run down the middle to the far end of the arena past the end marker and do a right rollback - no hesitation.
7. Run up the middle to the opposite end of the arena past the end marker and do a left rollback - no hesitation.
8. Run past the center marker and do a sliding stop. Back up to the center of the arena or at least 10 feet (3m). Hesitate to demonstrate completion of the pattern.

Rider may drop bridle to the designated judge.

[R/AQHAP-4]

Pattern Provided by:

DQHA RPS

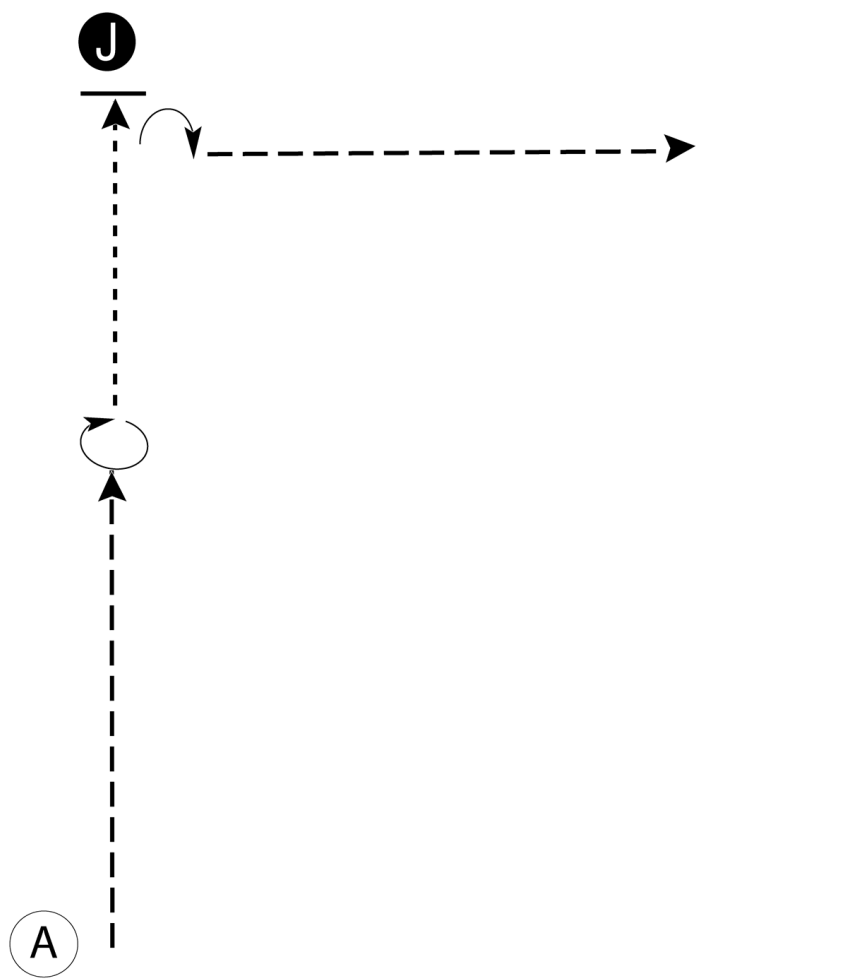
AQHA/DQHA direkt 2017 Landesmeisterschaften Laubach

Showmanship Rookie rasseoffen (OR120)

Show Date: 09-01-2017

w w w . H o r s e S h o w P a t t e r n s . c o m

w w w . H o r s e S h o w P a t t e r n s . c o m



1. Be ready at A.
2. Trot half way to the Judge.
3. Perform a 360 degree turn.
4. Walk to the Judge, stop and set up for inspection.
5. When dismissed perform a 90 degree turn and trot to the line up or follow the instructions of your ring steward.

- Walk -----
Trot - - - - -
Back ← -----
Marker (B)
Judge (J)

[S/1-17]

Pattern Provided by:
DQHA RPS

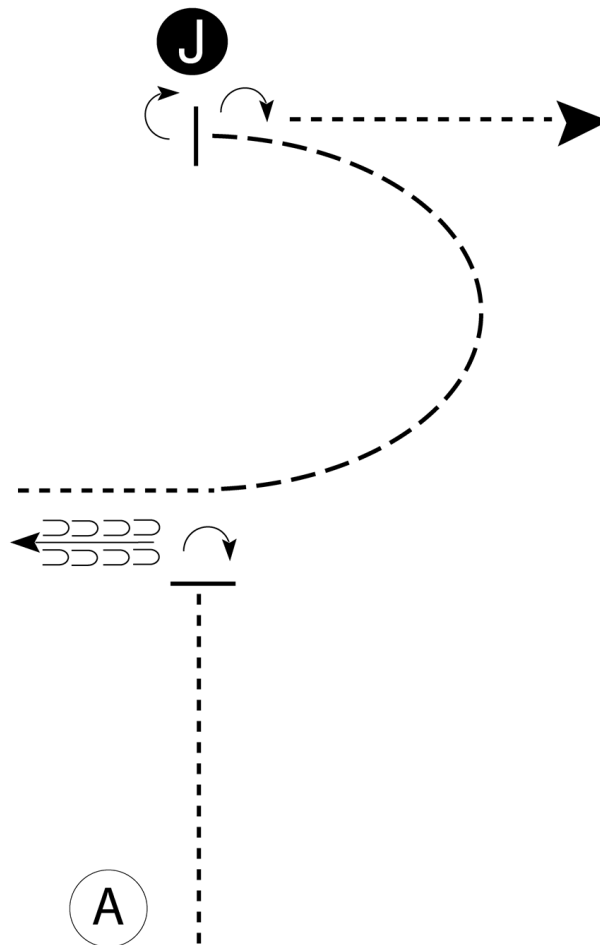
AQHA/DQHA direkt 2017 Landesmeisterschaften Laubach

AQHA/DQHA Showmanship Amateur Landesmeistertitel (212000/DA1200)

Show Date: 09-01-2017

w w w . H o r s e S h o w P a t t e r n s . c o m

w w w . H o r s e S h o w P a t t e r n s . c o m



Be ready at A.

1. When acknowledged, walk half way to Judge.
2. Stop and perform a 1/4 turn.
3. Back approximately one horse length.
4. Walk until even with Judge.
5. Trot in a half circle until even with Judge.
6. Perform a 1/4 turn, stop and set up for inspection.
7. When dismissed, perform a 1/4 turn and walk straight away from Judge.

| | |
|--------|------------------|
| Walk | ----- |
| Trot | - - - - - |
| Back | ← ⊃ ⊃ ⊃ ⊃ ⊃ ⊃ |
| Marker | Ⓟ |
| Judge | Ⓝ |

Follow the instructions of your ring steward.

[S/2-80]

Pattern Provided by:
DQHA RPS

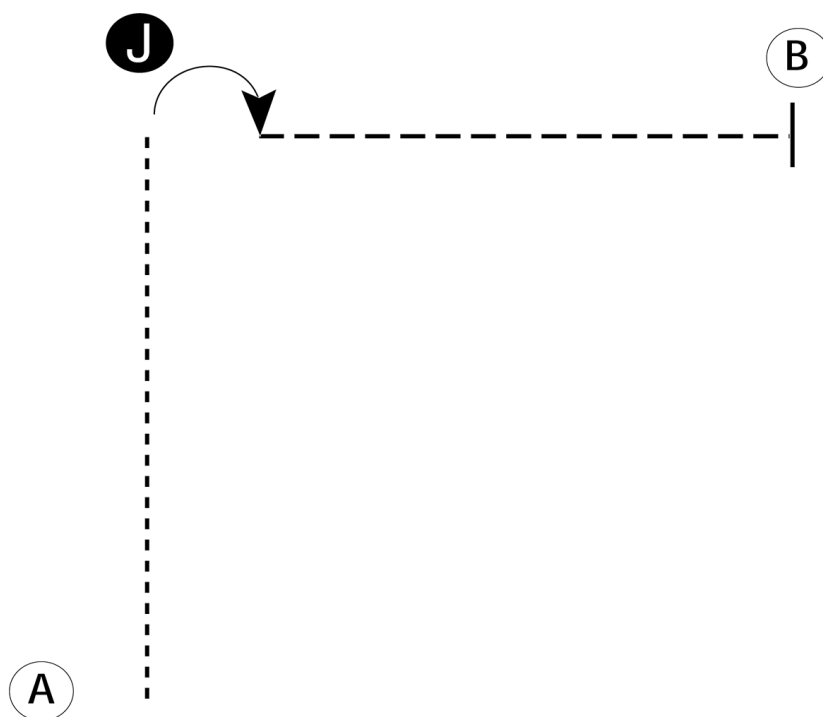
AQHA/DQHA direkt 2017 Landesmeisterschaften Laubach

AQHA Youth Showmanship 11&under (412500)

Show Date: 09-01-2017

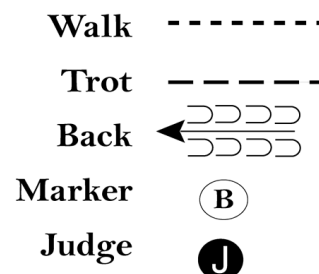
w w w . H o r s e S h o w P a t t e r n s . c o m

w w w . H o r s e S h o w P a t t e r n s . c o m



Be ready at A.

1. Walk from A to Judge.
2. Stop and set up for inspection.
3. When dismissed, perform a 90 degree turn.
4. Trot away from judge to B.
5. Stop at B.
6. Follow the instructions of your ring steward.



[S/WT-7]

Pattern Provided by:

DQHA RPS

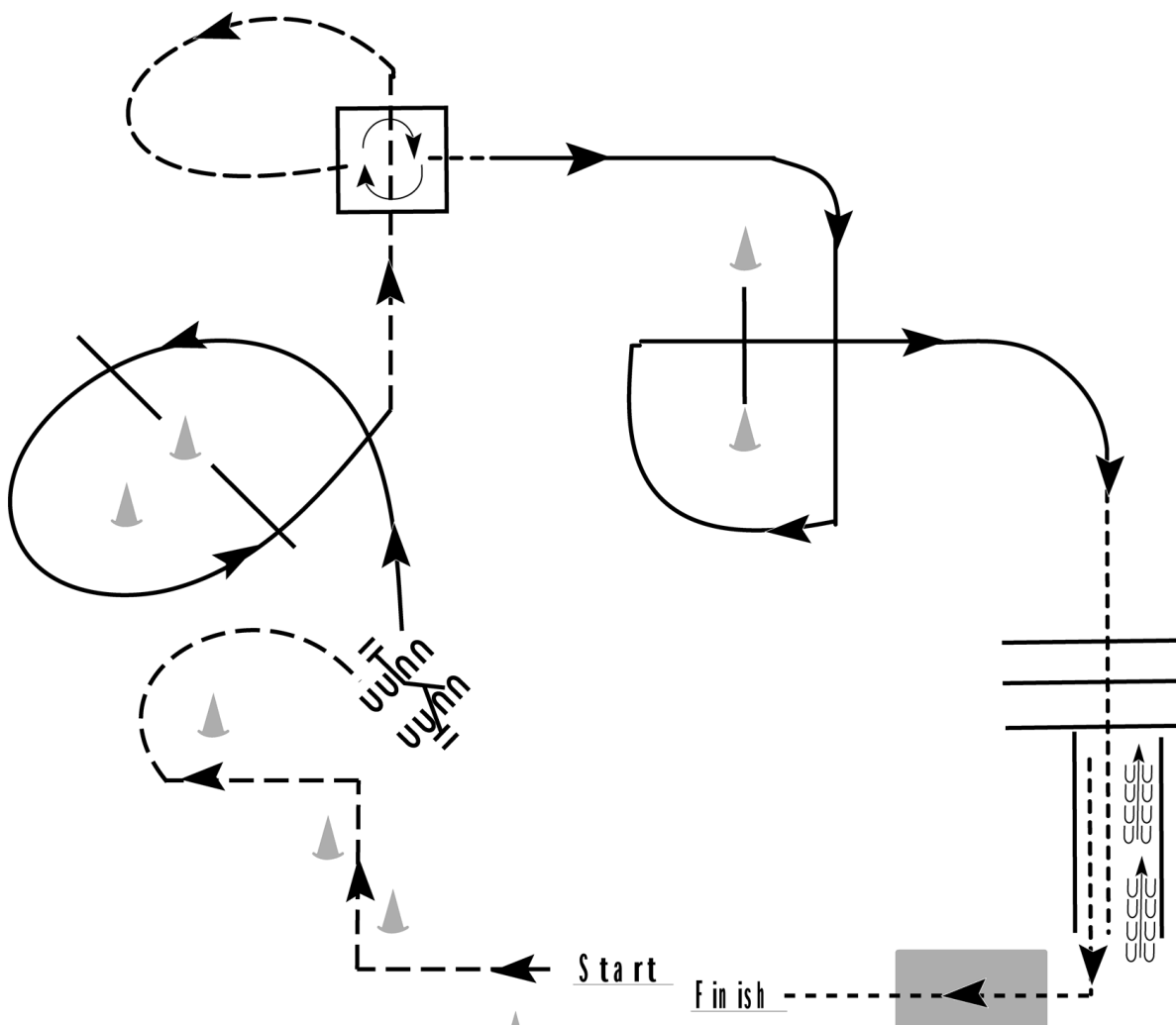
AQHA/DQHA direkt 2017 Landesmeisterschaften Laubach

Trail Rookie rasseoffen (OR 380)

Show Date: 09-01-2017

w w w . H o r s e S h o w P a t t e r n s . c o m

w w w . H o r s e S h o w P a t t e r n s . c o m



1. Jog thru serpentine as shown.
2. Work gate with left hand.
3. Lope on left lead over 2 poles.
4. Jog thru box and into box.
5. Turn 360 degrees to the right and walk out.
6. Lope on right lead over pole as shown.
7. Walk over poles and into chute; back the chute.
8. Walk out of chute, over bridge to finish.

| | |
|--------------|-----------|
| Walk | ----- |
| Jog | - - - - - |
| Extended Jog | ----- |
| Lope | ===== |
| Leg Yield | |
| Lead Change | /// |
| Back | ←←← |
| Marker | (B) |
| Sidepass | ←←← |

[T/1-37]

Pattern Provided by:
DQHA RPS

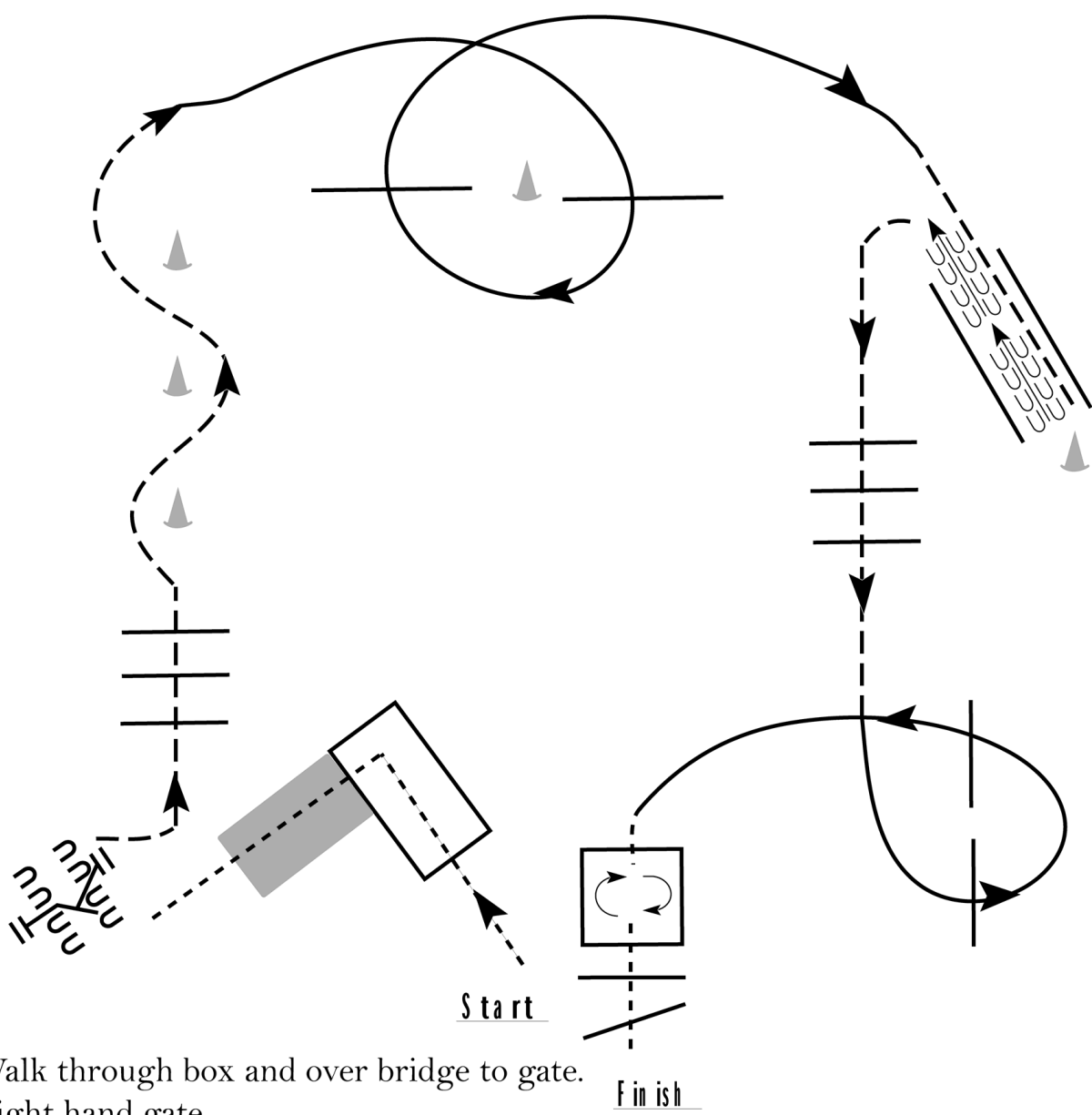
AQHA/DQHA direkt 2017 Landesmeisterschaften Laubach

il Erwachsene/Jugendliche rasseoffen/ DQHA Youth (O380/OJ380/DY3

Show Date: 09-01-2017

w w w . H o r s e S h o w P a t t e r n s . c o m

w w w . H o r s e S h o w P a t t e r n s . c o m



1. Walk through box and over bridge to gate.
2. Right hand gate.
3. Jog over poles and through serpentine.
4. Lope over poles on right lead; jog into chute.
5. Back chute.
6. Jog over poles.
7. Lope over poles and to box on left lead.
8. Walk into box, turn 360 degrees right and walk out over poles to finish.

| | |
|-----------------|----------------|
| Walk | ----- |
| Jog | - - - - - |
| Lope | ————— |
| Back | ←←←←← ←←←←← |
| Marker | ▲ |
| Sidepass | ←-----← |

[T/2-42]

Pattern Provided by:
DQHA RPS

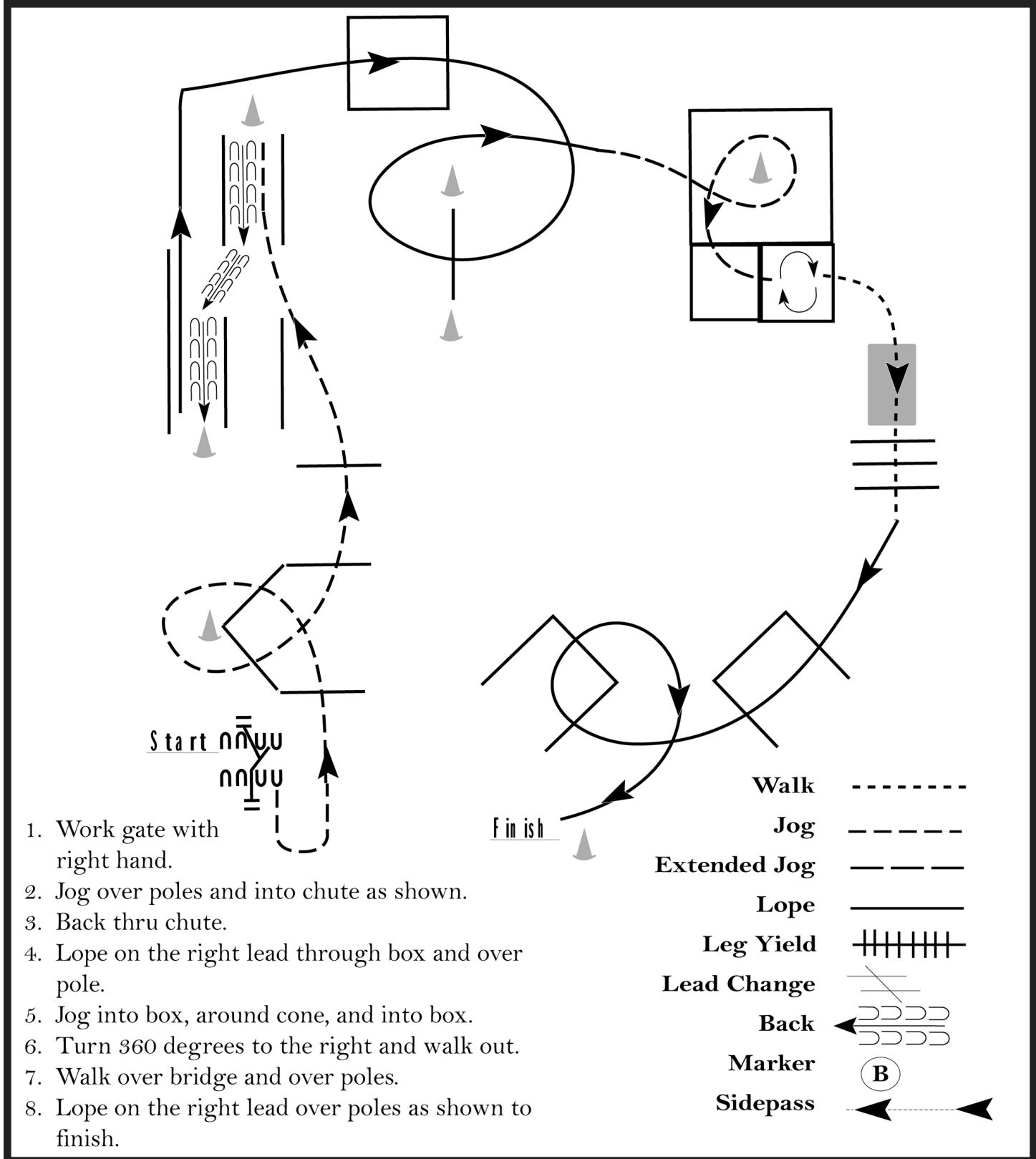
AQHA/DQHA direkt 2017 Landesmeisterschaften Laubach

AQHA/DQHA Trail Amateur Landesmeistertitel (238000/DA380)

Show Date: 09-01-2017

www.HorseShowPatterns.com

www.HorseShowPatterns.com



1. Work gate with right hand.
2. Jog over poles and into chute as shown.
3. Back thru chute.
4. Lope on the right lead through box and over pole.
5. Jog into box, around cone, and into box.
6. Turn 360 degrees to the right and walk out.
7. Walk over bridge and over poles.
8. Lope on the right lead over poles as shown to finish.

| | |
|--------------|---------|
| Walk | ----- |
| Jog | ----- |
| Extended Jog | ----- |
| Lope | ===== |
| Leg Yield | |
| Lead Change | —/— |
| Back | ←←←←← |
| Marker | (B) |
| Sidepass | ←-----→ |

[T/2-25]

Pattern Provided by:
DQHA RPS

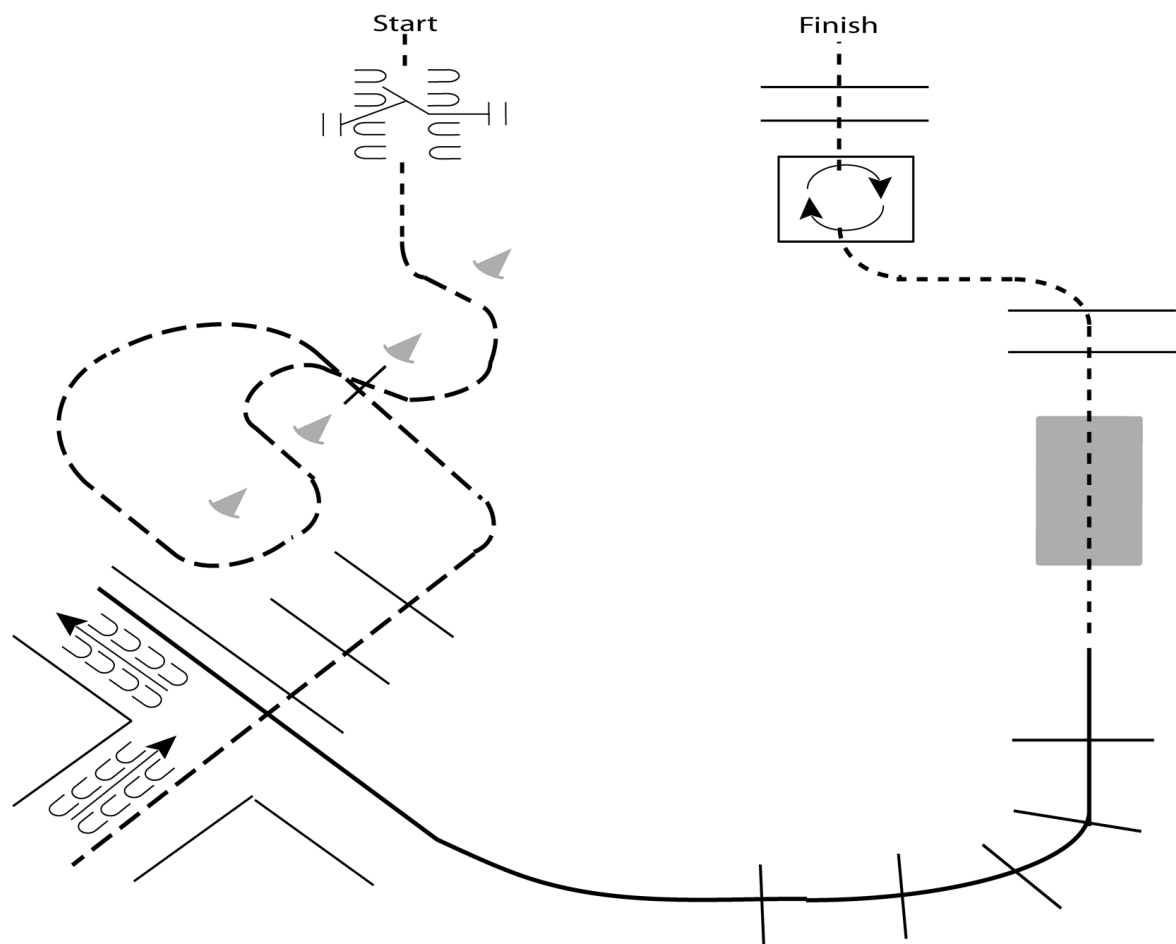
AQHA/DQHA direkt 2017 Landesmeisterschaften Laubach

Trail Amateur Select (238800)

Show Date: 09-01-2017

www.HorseShowPatterns.com

www.HorseShowPatterns.com



1. Walk to and work gate.
2. Jog through cones, over pole and into chute.
3. Back the L.
4. Lope on the left lead over poles to bridge.
5. Walk over bridge and elevated poles.
6. Walk into box and perform a 360 degree turn to the right.
7. Walk out of box and over elevated poles to finish.

| | |
|--------------|---------|
| Walk | ----- |
| Jog | ----- |
| Extended Jog | ----- |
| Lope | ————— |
| Leg Yield | |
| Lead Change | —/— |
| Back | ←←←← |
| Marker | Ⓚ |
| Sidepass | ←-----→ |

[T/2-4]

Pattern Provided by:
DQHA RPS

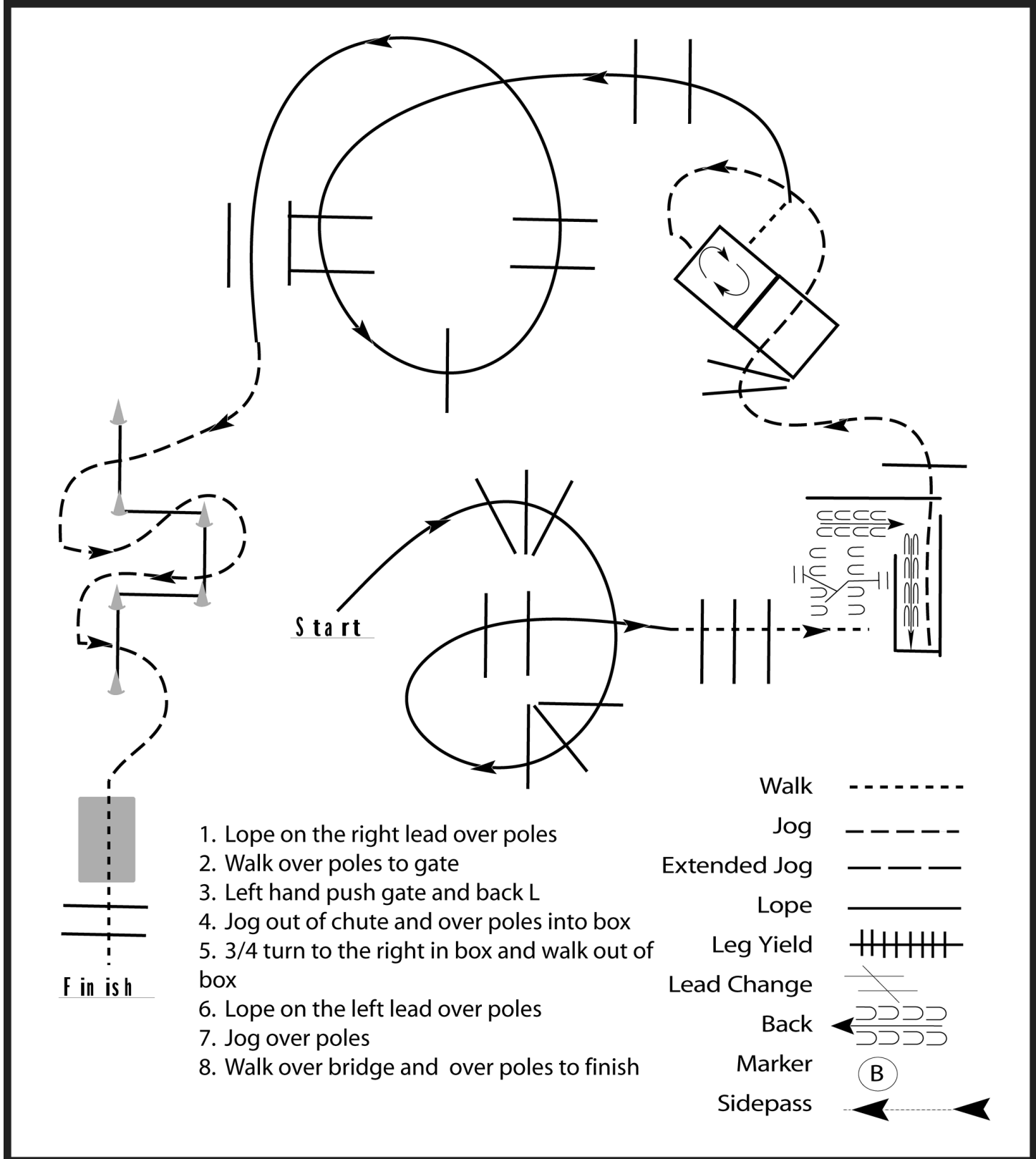
AQHA/DQHA direkt 2017 Landesmeisterschaften Laubach

Trail Open AQHA/DQHA LM Titel (138000/D380)

Show Date: 09-01-2017

www.HorseShowPatterns.com

www.HorseShowPatterns.com



1. Lope on the right lead over poles
2. Walk over poles to gate
3. Left hand push gate and back L
4. Jog out of chute and over poles into box
5. 3/4 turn to the right in box and walk out of box
6. Lope on the left lead over poles
7. Jog over poles
8. Walk over bridge and over poles to finish

| | |
|--------------|-----------|
| Walk | ----- |
| Jog | - - - - - |
| Extended Jog | - - - - - |
| Lope | ————— |
| Leg Yield | |
| Lead Change | ↘ |
| Back | ←←←←← |
| Marker | Ⓚ |
| Sidepass | ←-----→ |

[T/3-10]

Pattern Provided by:
DQHA RPS

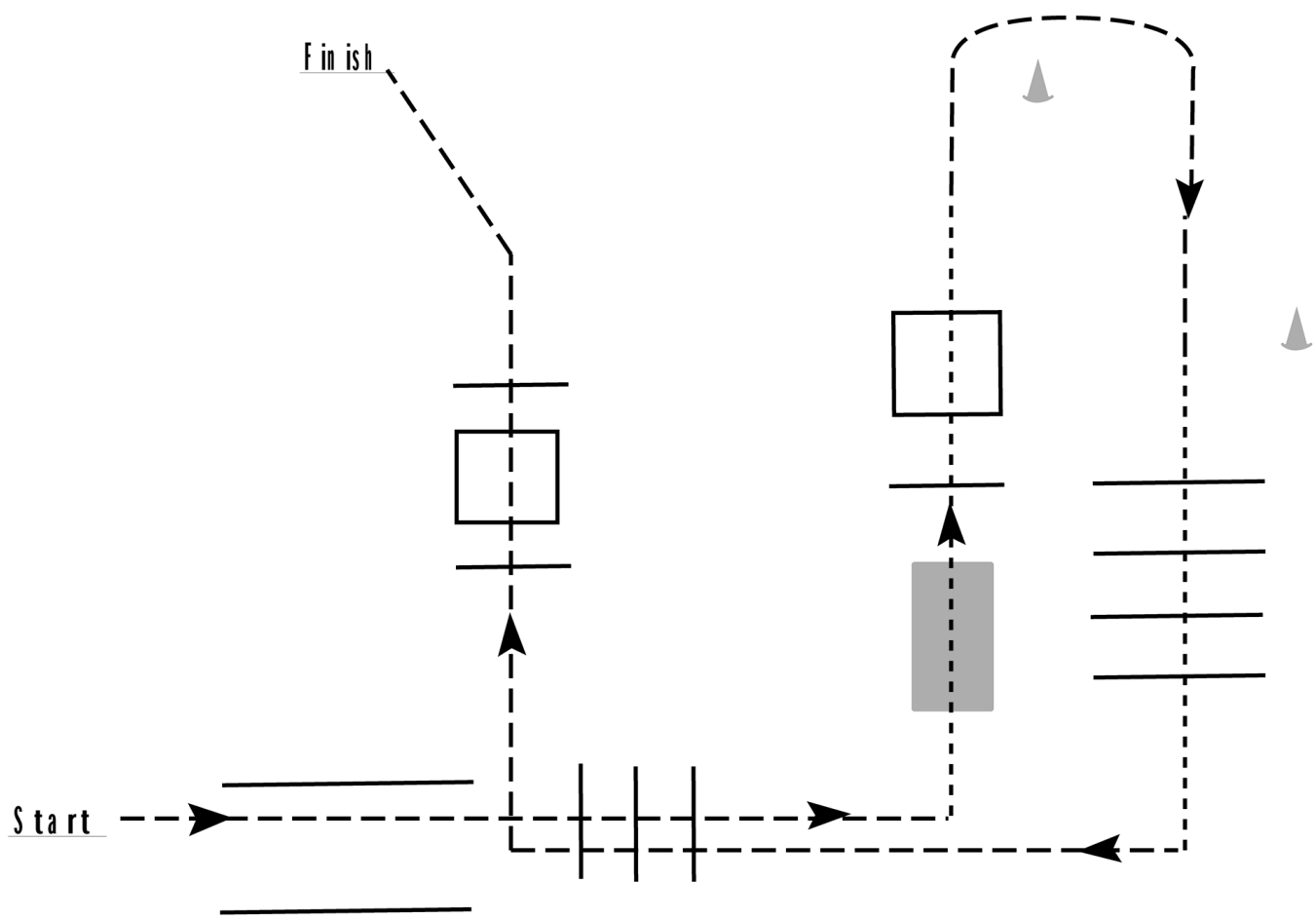
AQHA/DQHA direkt 2017 Landesmeisterschaften Laubach

Walk/Trot Trail Erwachsene/Jugendliche rasseoffen (O381/OJ381)

Show Date: 09-01-2017

w w w . H o r s e S h o w P a t t e r n s . c o m

w w w . H o r s e S h o w P a t t e r n s . c o m



1. Trot thru chute, over poles and to bridge.
2. Walk over bridge and poles as shown.
3. Trot around cone and to 2nd cone.
4. Walk over poles.
5. Jog over two sets of poles and to finish as shown.

| | |
|----------|-----------|
| Walk | ----- |
| Jog | - - - - - |
| Lope | ===== |
| Back | ←←←←← |
| Marker | ▲ |
| Sidepass | ←-----→ |

[T/WT-40]

Pattern Provided by:
DQHA RPS

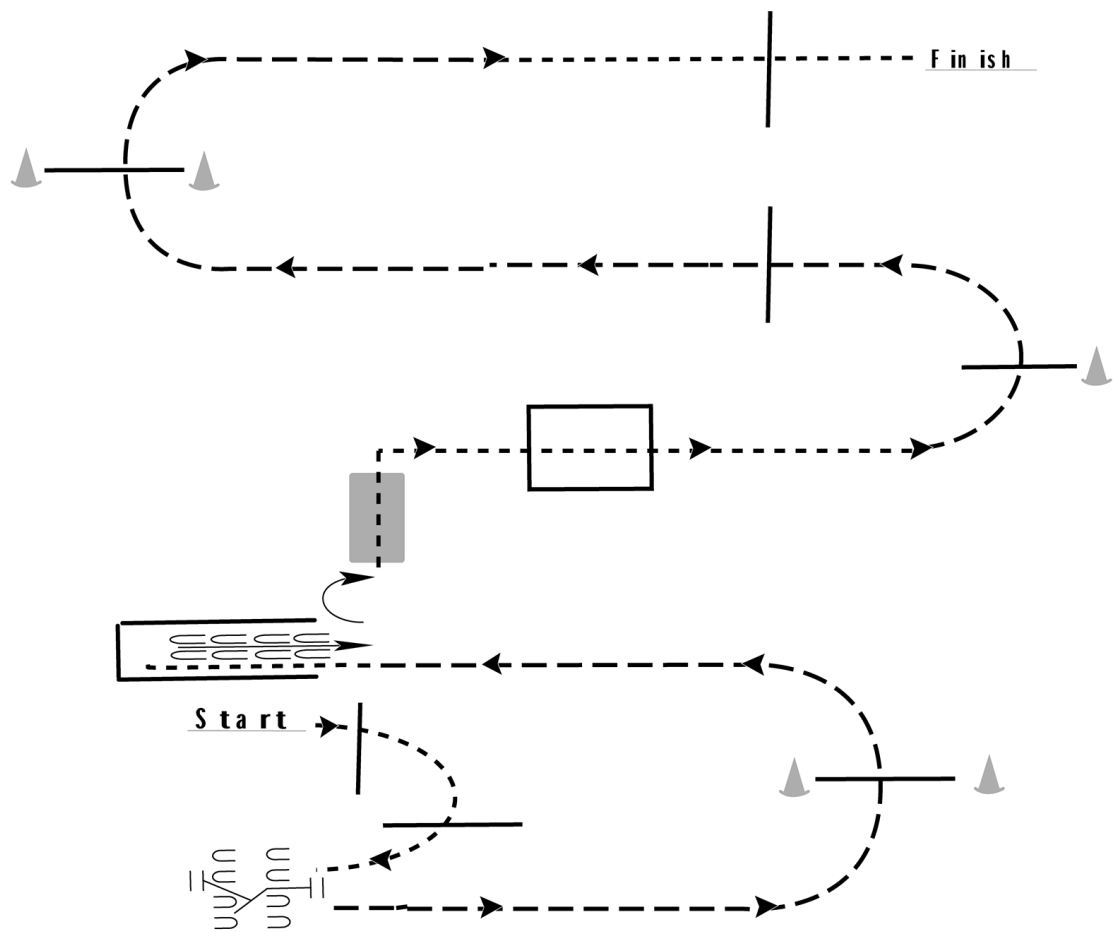
AQHA/DQHA direkt 2017 Landesmeisterschaften Laubach

Trail in Hand 2 und 3 jährige Pferde (RO 382)

Show Date: 09-01-2017

w w w . H o r s e S h o w P a t t e r n s . c o m

w w w . H o r s e S h o w P a t t e r n s . c o m



1. Walk over two poles to gate
2. Work gate with left hand
3. Trot over pole
4. Break to a walk and walk into chute
5. Back out of chute
6. Walk over bridge
7. Walk through box
8. Trot over poles
9. Break to the walk and walk over final elevated pole to finish

| | |
|---------------------|-----------|
| Walk | ----- |
| Jog | - - - - - |
| Extended Jog | - - - - - |
| Lope | ————— |
| Leg Yield | |
| Lead Change | — / — |
| Back | ← ← ← ← ← |
| Marker | Ⓚ |
| Sidepass | ←-----→ |

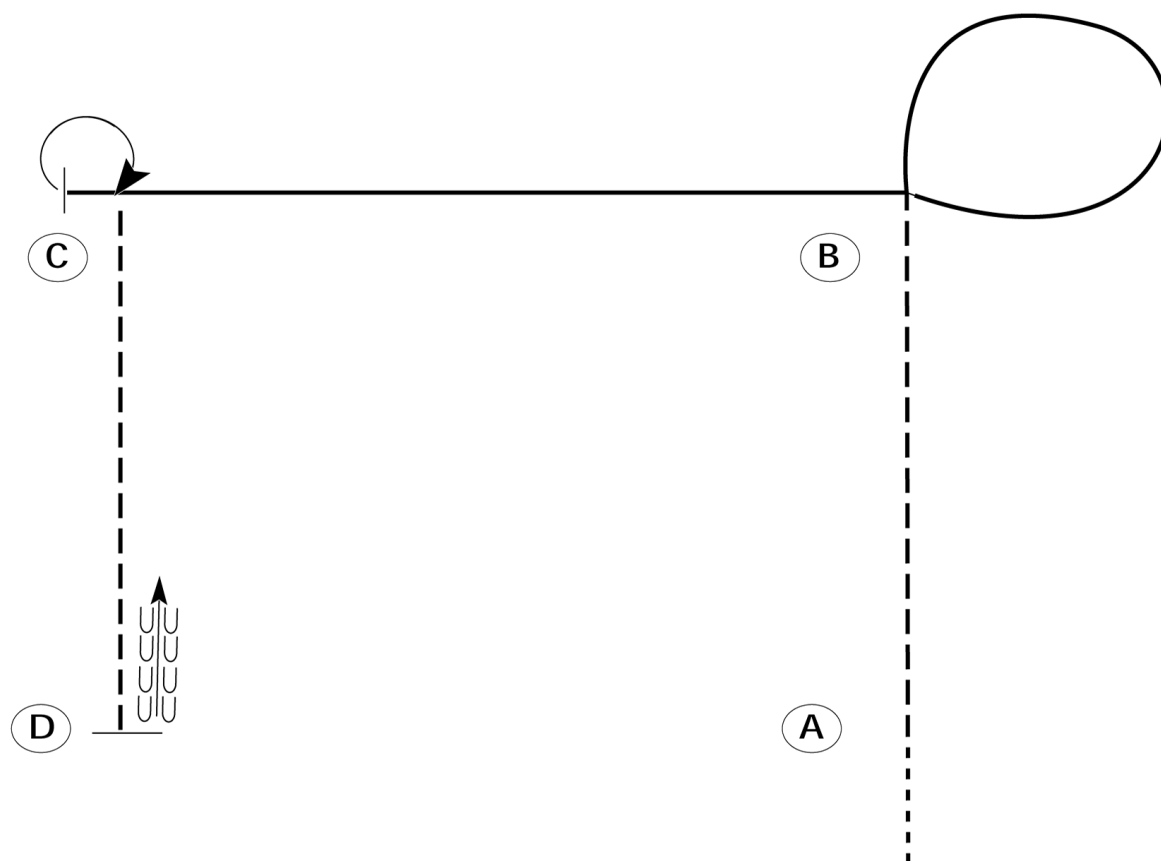
[T/1-2]

Pattern Provided by:
DQHA RPS

AQHA/DQHA direkt 2017 Landesmeisterschaften Laubach

DQHA HMS Youth/Jugend rasseoffen (DY400/OJ400)

Show Date: 09-01-2017



Be ready before A.

1. Walk to A.
2. Jog to B.
3. Lope on the right lead in a circle to the right.
4. Continue to lope on the right lead to C.
5. Stop at C.
6. Turn 270 degrees to the right.
7. Jog to D.
8. Stop at D and back approximately one horse length.

Follow the instructions of your ring steward.

| | |
|---------------------|-----------------|
| Walk | ----- |
| Jog | ----- |
| Extended Jog | ----- |
| Lope | ————— |
| Leg Yield | |
| Lead Change | ↙ |
| Back | ← ⊂⊂⊂ ⊂⊂⊂ |
| Marker | (B) |
| Sidepass | ←-----→ |

[WH/1-50]

Pattern Provided by:
DQHA RPS

www.HorseShowPatterns.com

www.HorseShowPatterns.com

AQHA/DQHA direkt 2017 Landesmeisterschaften Laubach

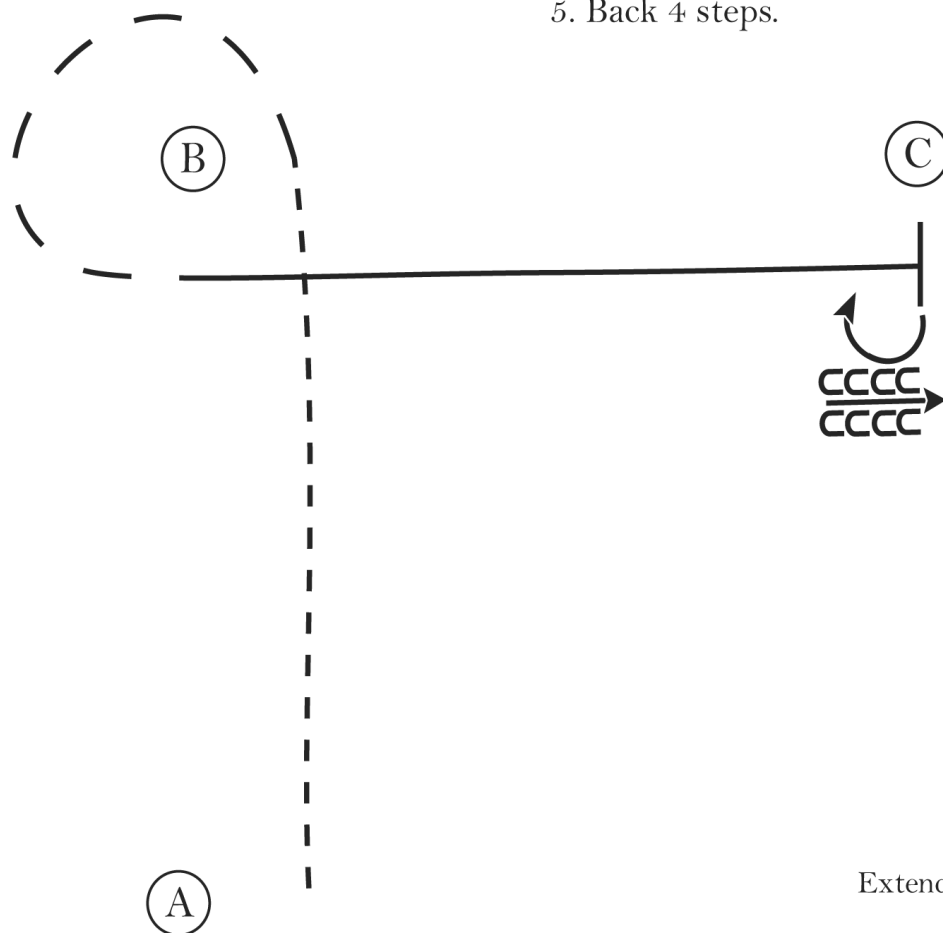
Western Horsemanship Rookie rasseoffen (OR400)

Show Date: 09-01-2017

w w w . H o r s e S h o w P a t t e r n s . c o m

w w w . H o r s e S h o w P a t t e r n s . c o m

1. Jog A to B.
2. At B extend the jog in a circle around B.
3. At B lope on the right lead to C.
4. Stop at C and perform a 180 degree turn to the right .
5. Back 4 steps.



| | |
|--------------|-------|
| Walk | |
| Jog | ----- |
| Extended Jog | ----- |
| Lope | ————— |
| Leg Yield | |
| Lead Change | ↘ |
| Back | ←←←← |
| Marker | ⊙ |
| Sidepass | ←←←← |

[WH/1-37]

Pattern Provided by:

DQHA RPS

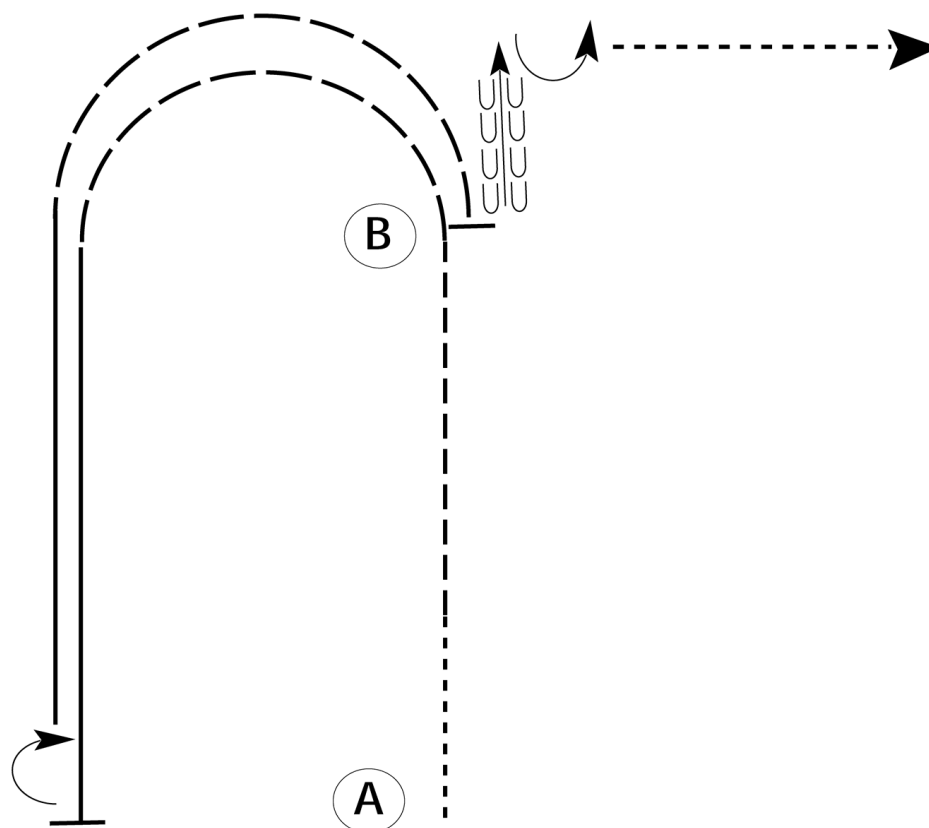
AQHA/DQHA direkt 2017 Landesmeisterschaften Laubach

AQHA/DQHA HMS Amateur Landesmeistertitel (240000/DA400)

Show Date: 09-01-2017

w w w . H o r s e S h o w P a t t e r n s . c o m

w w w . H o r s e S h o w P a t t e r n s . c o m



Be ready at A.

1. Walk approximately 2 horse lengths from A.
2. Jog to B.
3. Extend the jog in a half circle.
4. Lope on the left lead until even with A.
5. Stop and perform a 180 degree turn to the right.
6. Lope on the right lead until even with B.
7. Extend the jog to B.
8. Stop at B and back approximately one horse length.
9. Perform a 90 degree turn to the left and walk straight away.

Follow the instructions of your ring steward.

| | |
|--------------|-----------|
| Walk | ----- |
| Jog | - - - - - |
| Extended Jog | - - - - - |
| Lope | ————— |
| Lead Change | |
| Back | |
| Marker | ⓑ |

[WH/2-84]

Pattern Provided by:
DQHA RPS

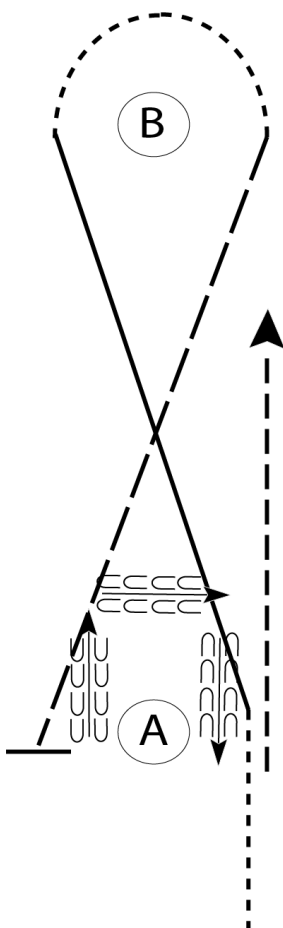
AQHA/DQHA direkt 2017 Landesmeisterschaften Laubach

Jackpot Horsemanship (O402)

Show Date: 09-01-2017

w w w . H o r s e S h o w P a t t e r n s . c o m

w w w . H o r s e S h o w P a t t e r n s . c o m



Be ready before A.

1. Walk to A.
2. Lope on the right lead to B.
3. Walk around B.
4. Extended jog to A.
5. Stop and back around A.
6. Jog to exit.

Follow the instructions of your ring steward.

| | |
|--------------|-----------|
| Walk | ----- |
| Jog | - - - - - |
| Extended Jog | — — — — |
| Lope | |
| Lead Change | — / — |
| Back | ← — — — — |
| Marker | ⓑ |

[WH/2-98]

Pattern Provided by:

DQHA RPS

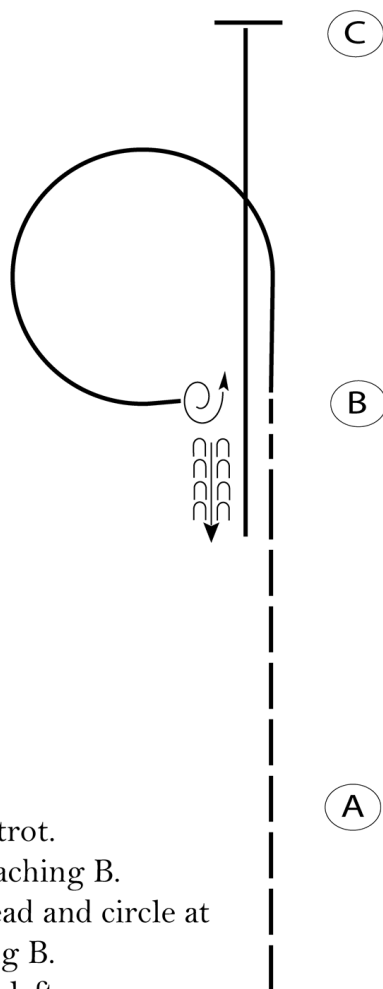
AQHA/DQHA direkt 2017 Landesmeisterschaften Laubach

HMS Erwachsene rasseoffen (O400)

Show Date: 09-01-2017

www.HorseShowPatterns.com

www.HorseShowPatterns.com



Begin before A.

1. Pass A at an extended trot.
2. Slow to a jog before reaching B.
3. At B, lope on the left lead and circle at B as shown. Stop facing B.
4. Turn 1 1/4 turn to the left.
5. Back one horse length.
6. Lope on the right lead to C. Stop at C.

Follow the instructions of your ring steward.

| | |
|--------------|-------------|
| Walk | ----- |
| Jog | - - - - - |
| Extended Jog | - - - - - |
| Lope | ————— |
| Leg Yield | |
| Lead Change | — / — |
| Back | ← ← ← ← ← |
| Marker | ⊙ |
| Sidepass | ← — — — — → |

[WH/3-17]

Pattern Provided by:

DQHA RPS

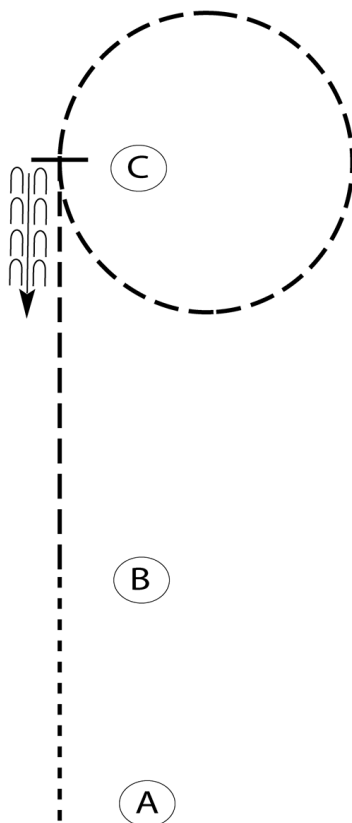
AQHA/DQHA direkt 2017 Landesmeisterschaften Laubach

Walk-Trot HMS Erwachsene/Jugend rasseoffen (O401/OJ401)

Show Date: 09-01-2017

w w w . H o r s e S h o w P a t t e r n s . c o m

w w w . H o r s e S h o w P a t t e r n s . c o m



Be ready at A.

1. Walk from A to B.
2. Jog from B to C.
3. Even with C, jog a circle to the right.
4. Stop at C and back one horse length

Retire to the rail or line up at a jog.

| | |
|---------------------|----------------|
| Walk | ----- |
| Jog | ----- |
| Extended Jog | ----- |
| Lope | ————— |
| Leg Yield | |
| Lead Change | —/— |
| Back | ←←←←← ←←←←← |
| Marker | ⊙ |
| Sidepass | ←-----→ |

[WH/WT-20]

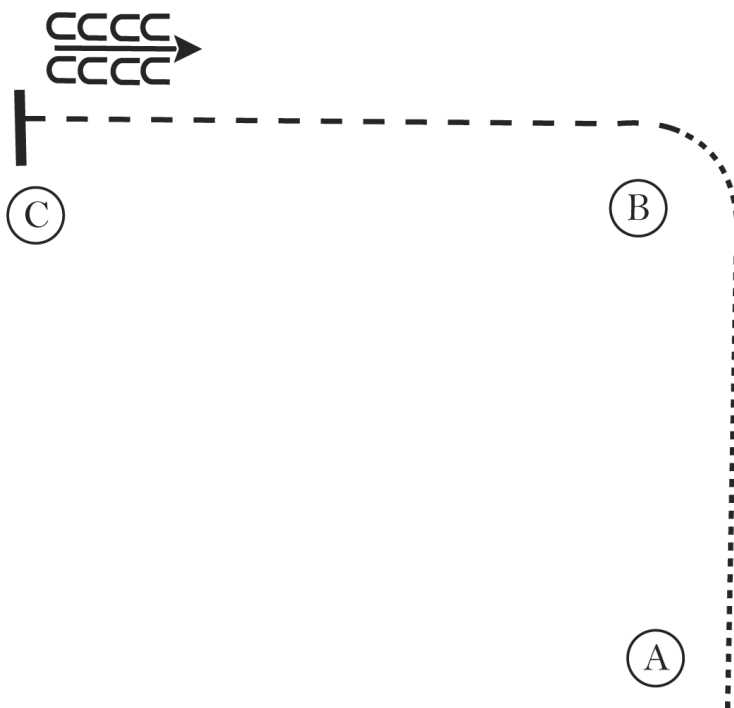
Pattern Provided by:
DQHA RPS

AQHA/DQHA direkt 2017 Landesmeisterschaften Laubach Short Stirrup Class (S11)

Show Date: 09-01-2017

w w w . H o r s e S h o w P a t t e r n s . c o m

w w w . H o r s e S h o w P a t t e r n s . c o m



1. Walk A to B
2. Jog B to C
3. At C stop and back

| | |
|--------------|----------------------------|
| Walk | |
| Jog | - - - - - |
| Extended Jog | - - - - - |
| Lope | ————— |
| Leg Yield | |
| Lead Change | ↙ ↘ |
| Back | ← C C C C C ← C C C C C |
| Marker | (B) |
| Sidepass | ← - - - - - ← |

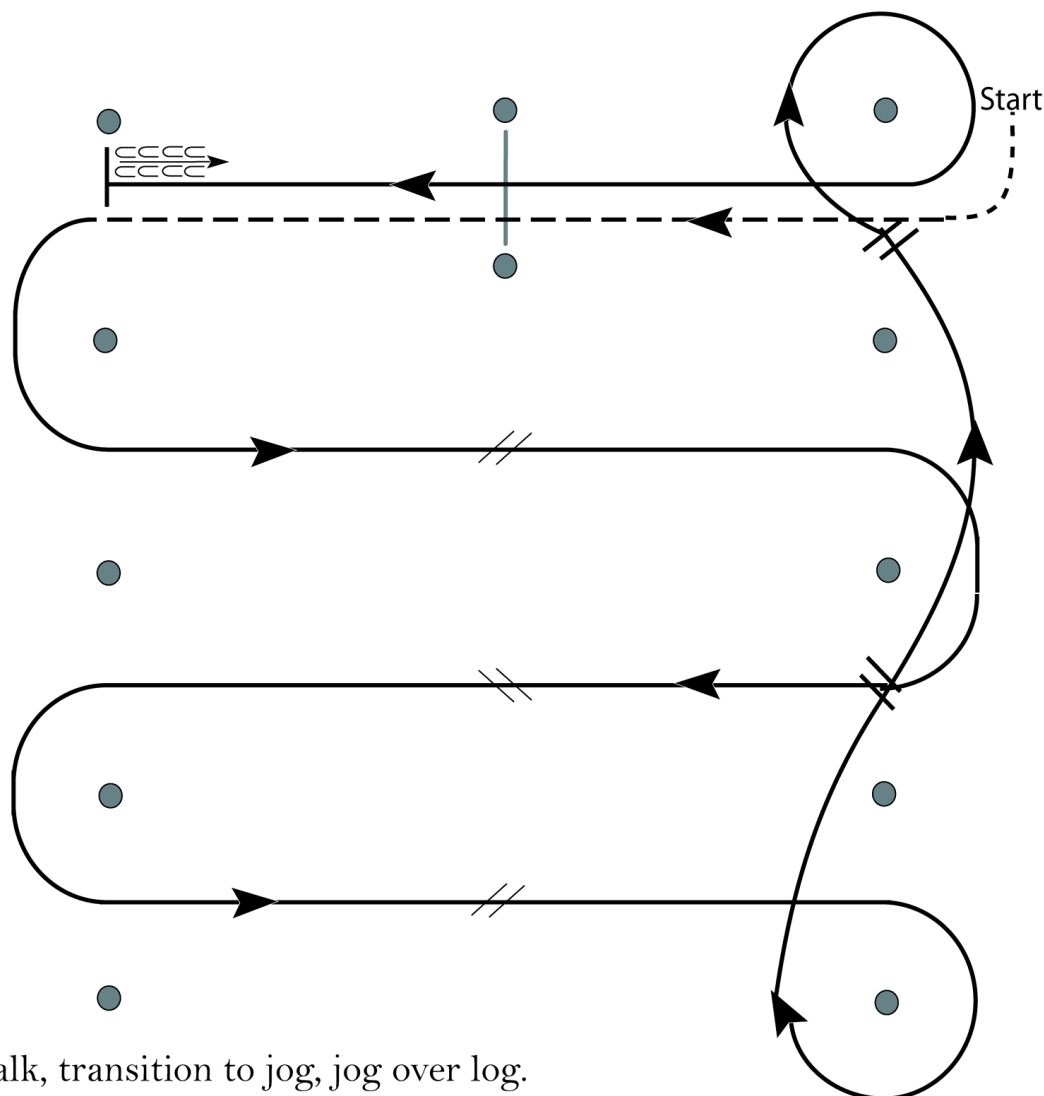
[WH/WT-4]

Pattern Provided by:
DQHA RPS

AQHA/DQHA direkt 2017 Landesmeisterschaften Laubach

Jsackpot Western Riding rasseoffen (O361)

Show Date: 09-01-2017



1. Walk, transition to jog, jog over log.
2. Transition to left lead lope.
3. First crossing change.
4. Second crossing change.
5. Third crossing change.
6. Circle and first line change.
7. Second line change and circle.
8. Lope log.
9. Stop and back.

[WR/GP-2]

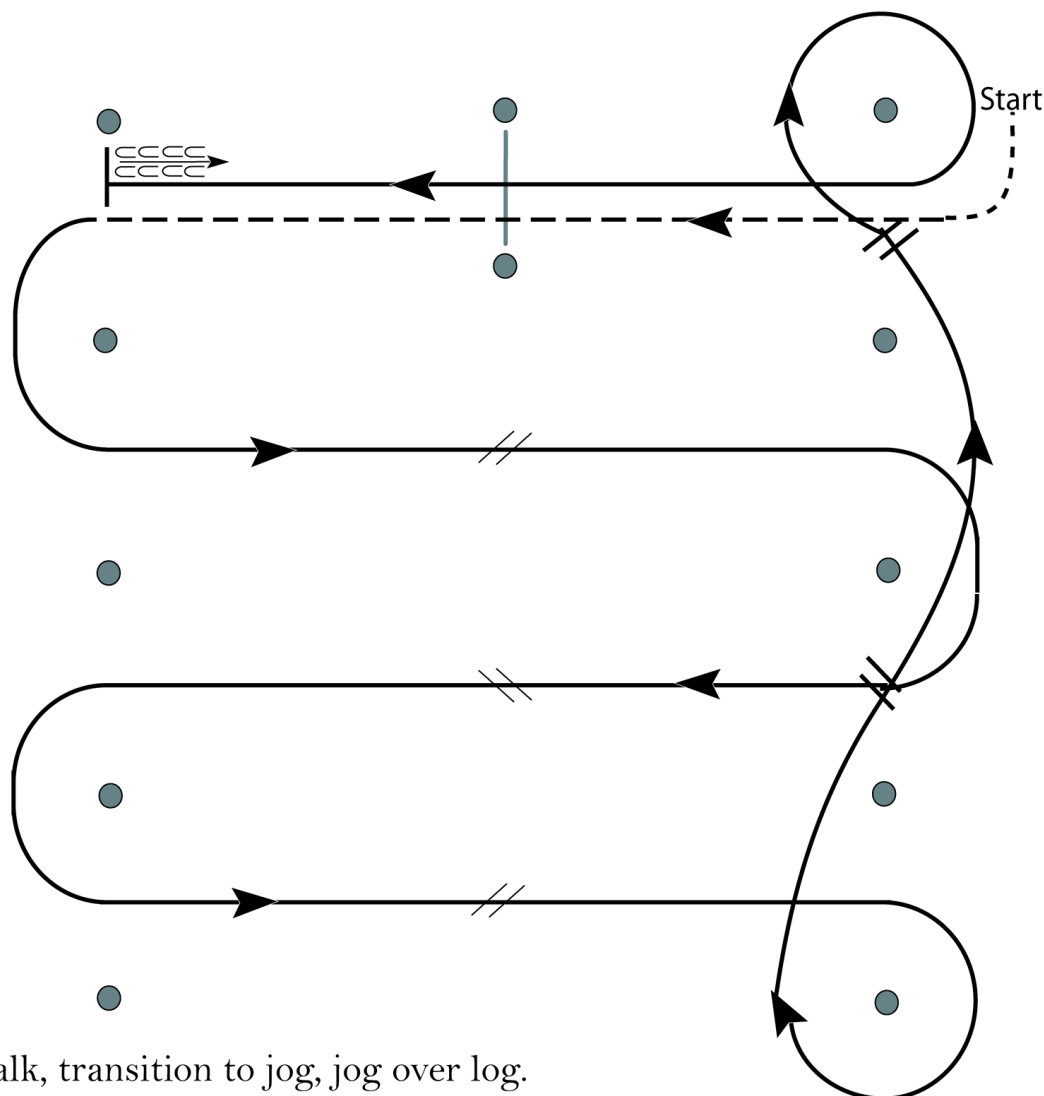
Pattern Provided by:

DQHA RPS

AQHA/DQHA direkt 2017 Landesmeisterschaften Laubach

AQHA/DQHA Western Riding Amateur (136000/D360)

Show Date: 09-01-2017



1. Walk, transition to jog, jog over log.
2. Transition to left lead lope.
3. First crossing change.
4. Second crossing change.
5. Third crossing change.
6. Circle and first line change.
7. Second line change and circle.
8. Lope log.
9. Stop and back.

[WR/GP-2]

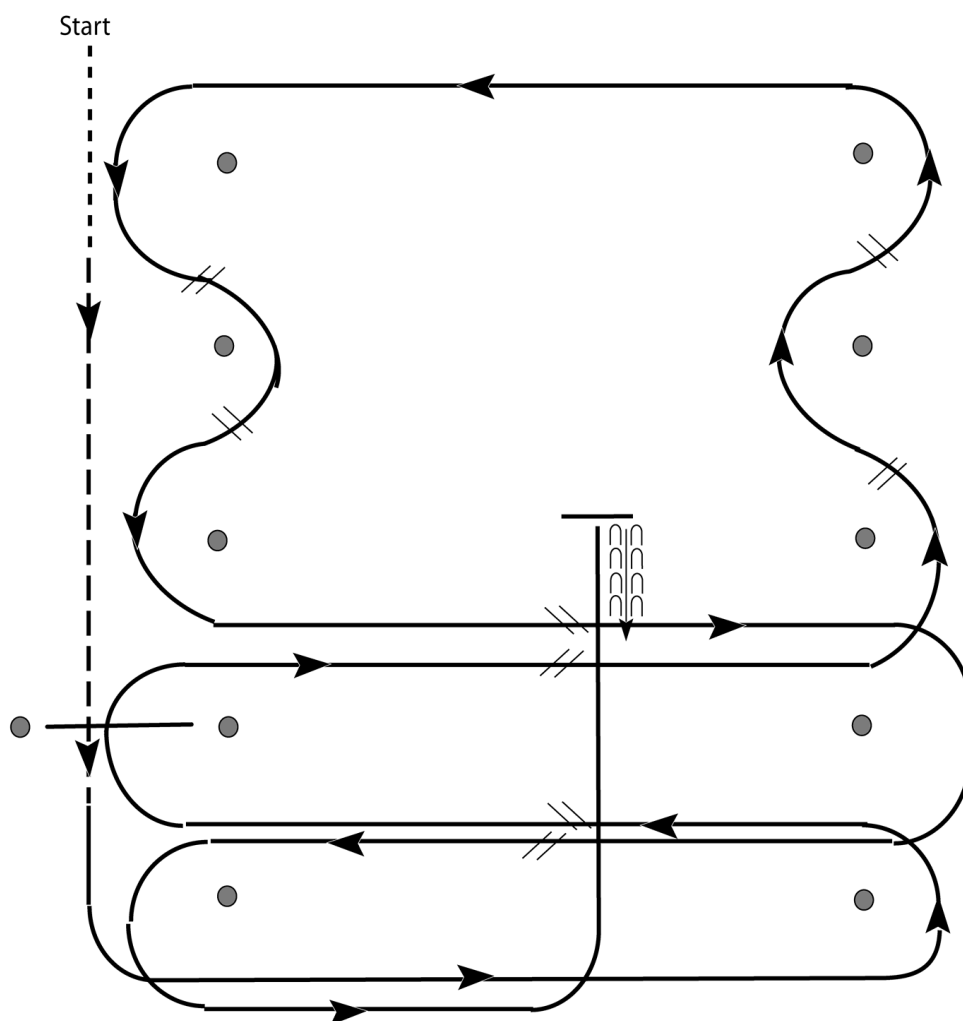
Pattern Provided by:

DQHA RPS

AQHA/DQHA direkt 2017 Landesmeisterschaften Laubach

AQHA/DQHA Western Riding Open (136000/D360)

Show Date: 09-01-2017



1. Walk, transition to jog, jog over log.
2. Transition to left.
3. First crossing change.
4. Lope over log.
5. Second crossing change.
6. First line change.
7. Second line change.
8. Third line change.
9. Fourth line change.
10. Third crossing change.
11. Fourth crossing change.
12. Lope up the center, stop and back.

[WR/OP-3]

Pattern Provided by:

DQHA RPS