

Pattern

**Circle L Spring Warm Up
01. + 02. April 2017**

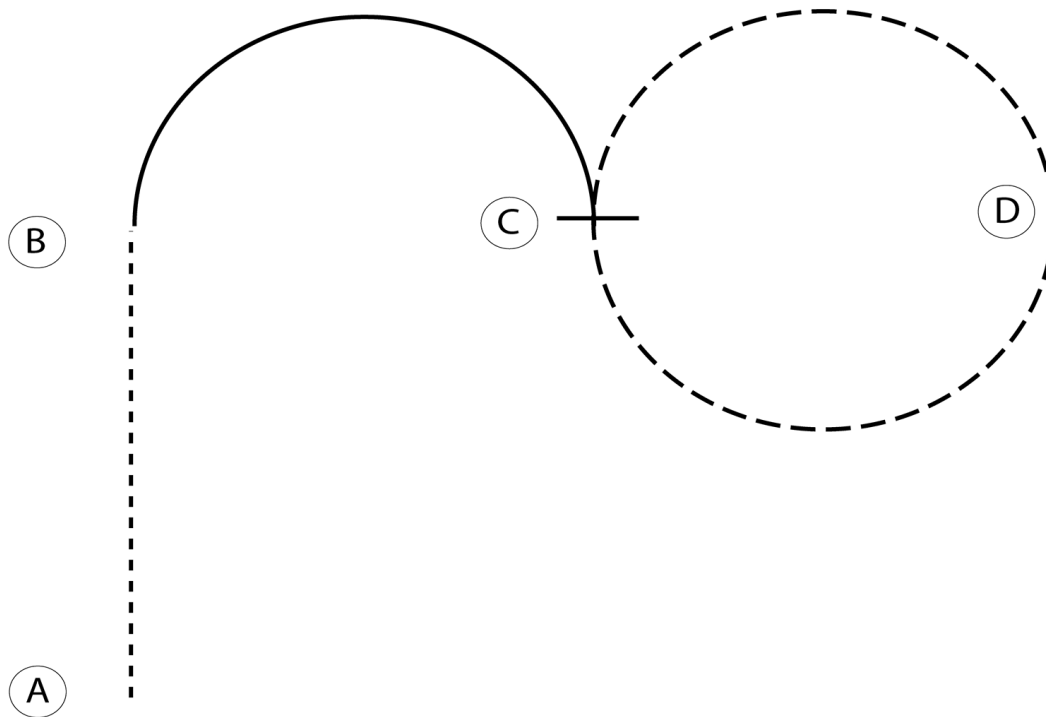


***Circle L Reitverein Wenden e.V.
Heidberg 21 - 31638 Wenden***

Circle L Spring Warm Up

Hunt Seat Equitation (L1 Amateur & L1 Youth)

Show Date: 01. - 02. April 2017



Be ready at A.

1. Walk from A to B.
2. At B, canter on the right lead in a half circle to C.
3. At C, posting trot to D.
4. Sitting trot from D to C.
5. Stop at C.

Follow the instructions of your ring steward.

Walk	-----
Trot	- - - - -
Extended Trot	-----
Canter	—————
Leg Yield	
Lead Change	↙ ↘
Back	← ← ← ← ←
Marker	⊙
Sidepass	← — — — — →
Hand Gallop	—————

[HSE/1-16]

Pattern Provided by:

Reitverein Wenden e.V.

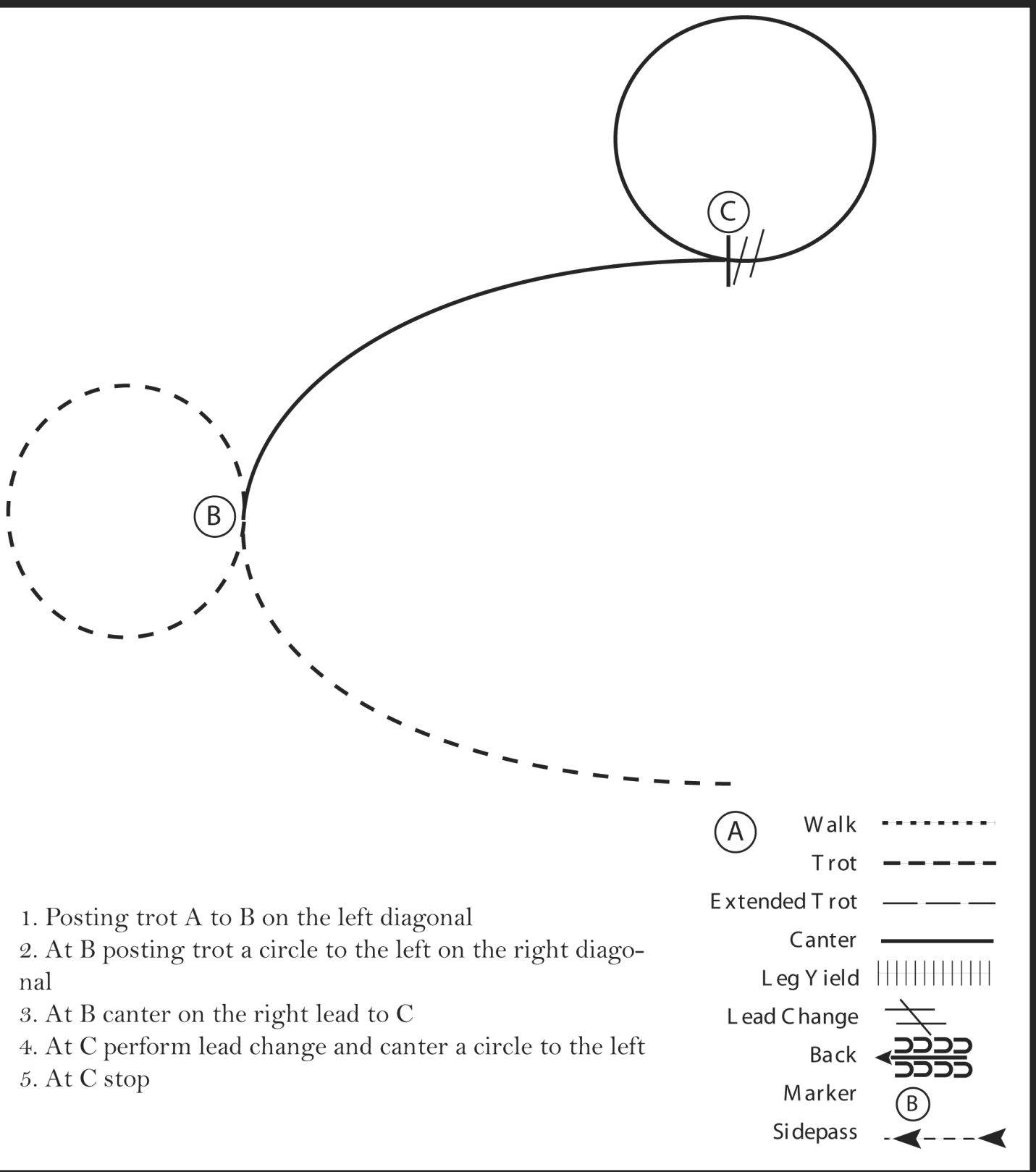
Circle L Spring Warm Up

Hunt Seat Equitation (Amateur & Youth)

Show Date: 01. - 02. April 2017

w w w . H o r s e S h o w P a t t e r n s . c o m

w w w . H o r s e S h o w P a t t e r n s . c o m



[HSE/2-19]

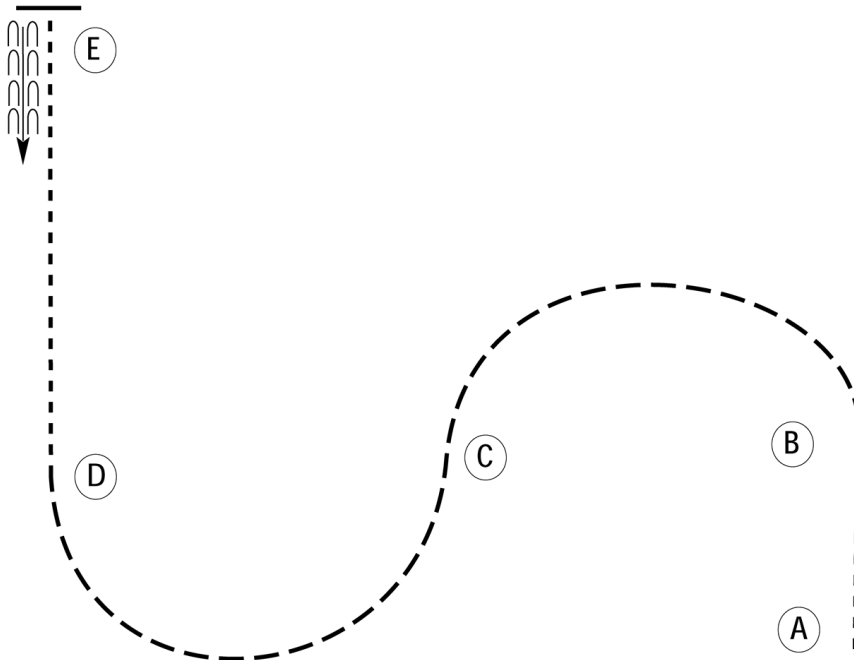
Pattern Provided by:

Reitverein Wenden e.V.

Circle L Spring Warm Up

Hunt Seat Equitation (Amateur Walk Trot)

Show Date: 01. - 02. April 2017



Be ready at A.

1. Walk from A to B
2. At B posting trot on the right diagonal to C.
3. Change diagonals at C.
4. Posting trot on the left diagonal to D.
5. Walk from D to E.
6. Stop at E. Back approximately one horse length.
7. Follow the instructions of your ring steward.

Walk	-----
Trot	- - - - -
Extended Trot	— — — — —
Canter	—————
Leg Yield	
Lead Change	— / —
Back	← ← ← ← ←
Marker	Ⓚ
Sidepass	← — — — — →
Hand Gallop	— — — — —

[HSE/WT-16]

Pattern Provided by:

Reitverein Wenden e.V.

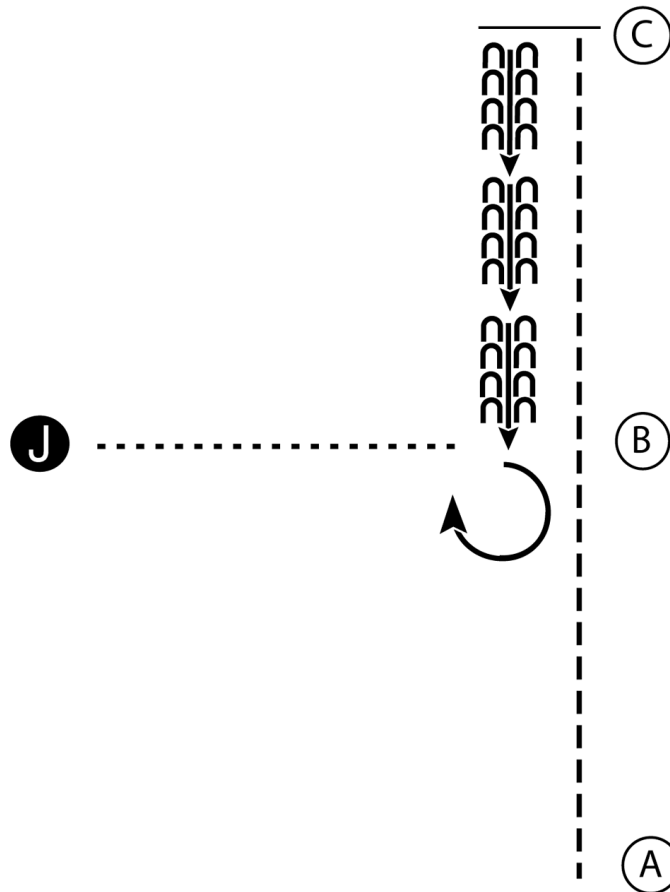
Circle L Spring Warm Up

Showmanship (L1 Amateur & L1 Youth)


Show Date: 01. - 02. April 2017

w w w . H o r s e S h o w P a t t e r n s . c o m

w w w . H o r s e S h o w P a t t e r n s . c o m



1. Trot from A to C.
2. Stop at C.
3. Back to B.
4. Perform a 270 degree turn.
5. Walk to the judge and set up for inspection.
6. When dismissed walk to line-up.

Walk
 Trot - - - - -
 Back ← 
 Marker (B)
 Judge (J)

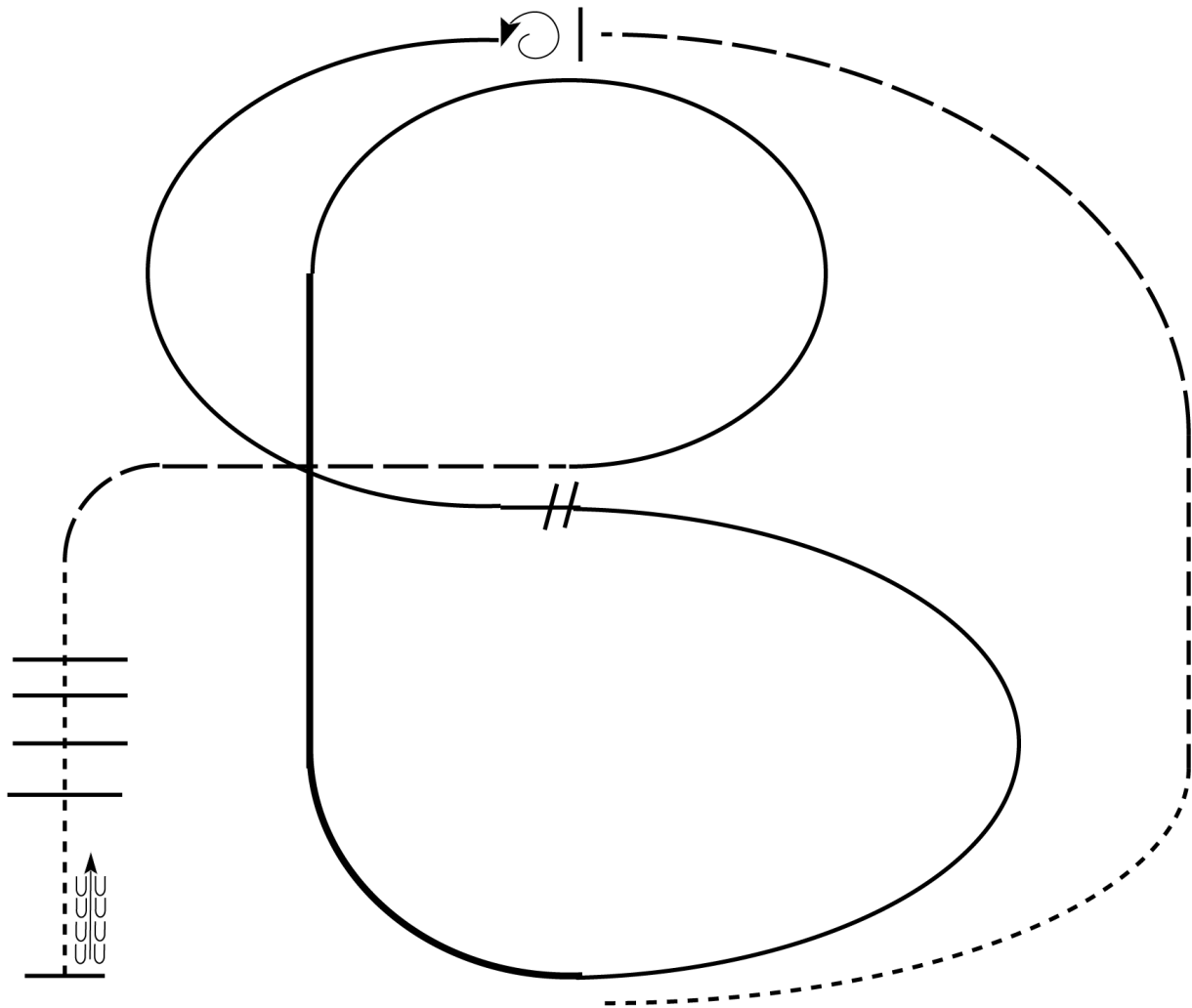
[S/1-3]

Pattern Provided by:
Reitverein Wenden e.V.

Circle L Spring Warm Up

Ranch Riding (Amateur & Youth)

Show Date: 01. - 02. April 2017



1. Walk
2. Trot
3. Extend the trot, at the top of the arena, stop
4. 360 degree turn to the left
5. Left lead 1/2 circle, lope to the center
6. Change leads (simple or flying)
7. Right lead 1/2 circle
8. Extended lope up the long side of arena (right lead)
9. Collect back to a lope around the top of the arena and back to center
10. Break down to an extended trot
11. Walk over poles.
12. Stop and back

Walk	-----
Jog	- - - - -
Extended Jog	-----
Lope	
Lead Change	///
Back	←
Marker	(B)

[RR/1]

Pattern Provided by:

Reitverein Wenden e.V.

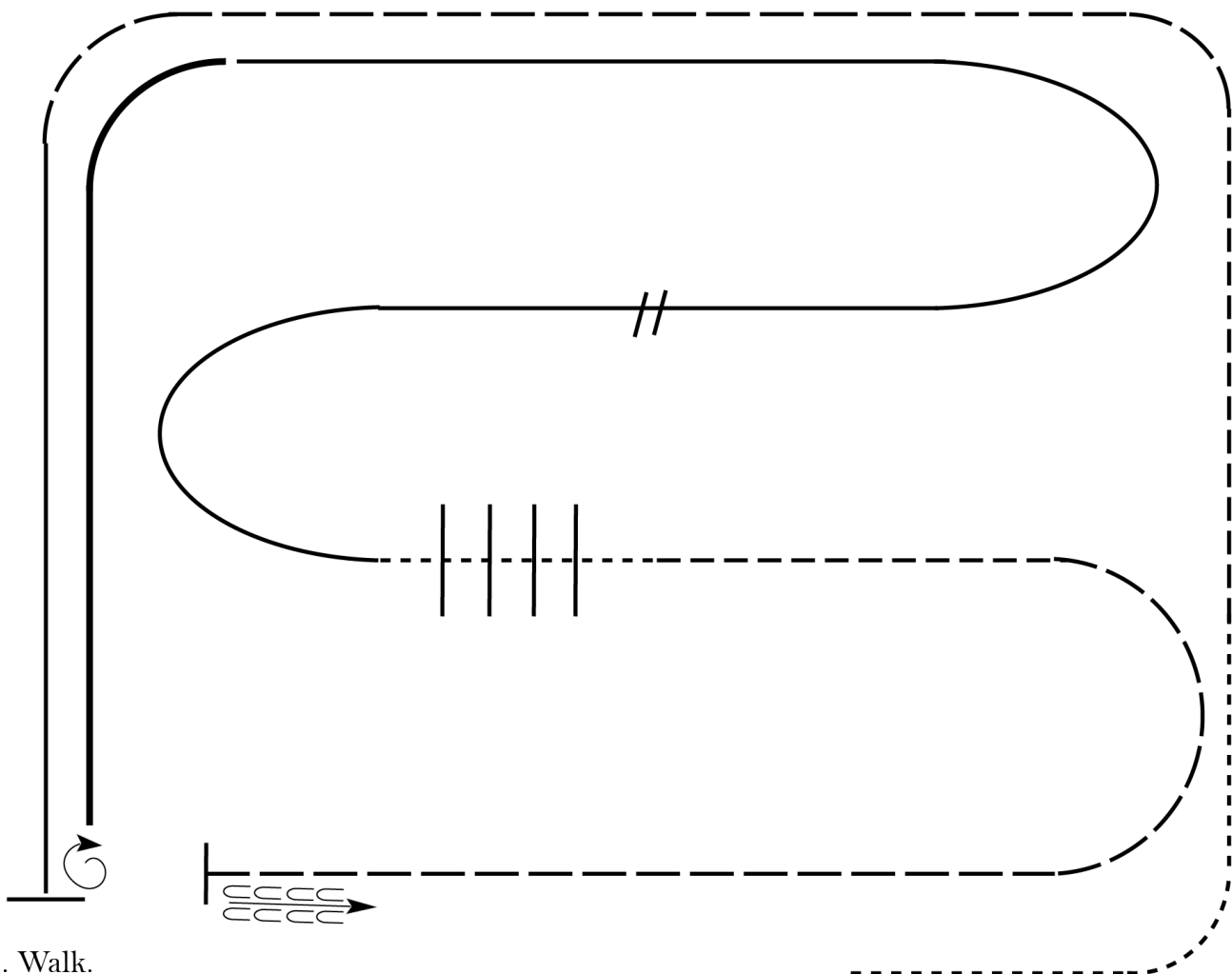
Circle L Spring Warm Up

Ranch Riding (Open All Ages)

Show Date: 01. - 02. April 2017

www.HorseShowPatterns.com

www.HorseShowPatterns.com



1. Walk.
2. Trot
3. Extended trot.
4. Left lead lope
5. Stop, 1 1/2 turn right
6. Extended lope
7. Collect to working lope-right lead
8. Change leads (simple or flying)
9. Walk
10. Walk over logs
11. Trot
12. Extended trot
13. Stop and back

Walk	-----
Jog	-----
Extended Jog	-----
Lope	-----
Lead Change	////
Back	←←←←
Marker	(B)

[RR/2]

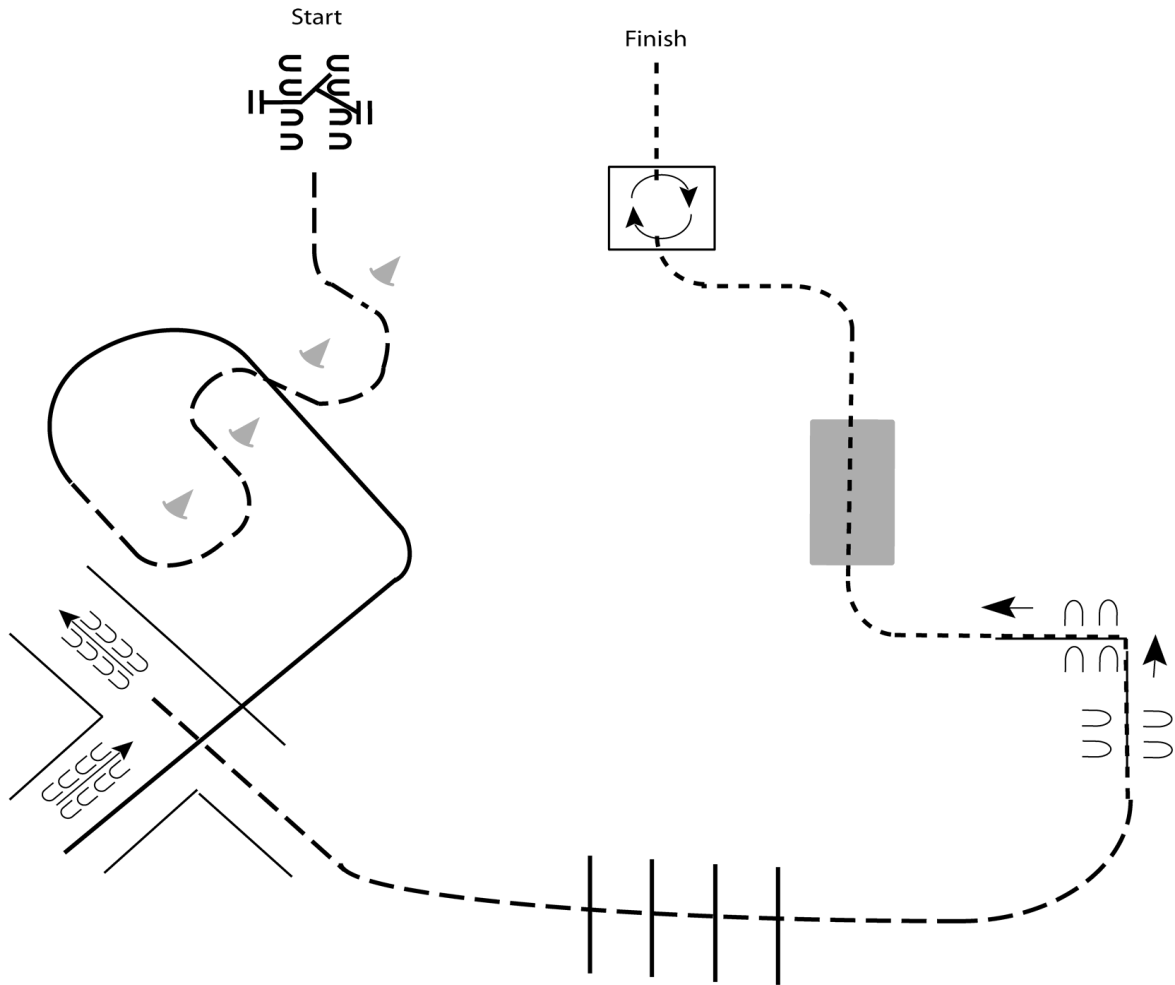
Pattern Provided by:

Reitverein Wenden e.V.

Circle L Spring Warm Up

Trail (L1 Amateur, Rookie Amateur & L1 Open)

Show Date: 01. - 02. April 2017



Be ready at start

1. Work gate with the left hand.
2. Jog through cones
3. Lope right lead into chute
4. Back the L
5. Jog over poles to sidepass
6. Sidepass left over poles
7. Walk over bridge and into box
8. Perform a 360 degree turn to the right, walk out of box and to finish

Walk	-----
Jog	- - - - -
Extended Jog	-----
Lope	—————
Leg Yield	
Lead Change	—/—
Back	←←←←←
Marker	Ⓚ
Sidepass	←-----→

[T/1-2]

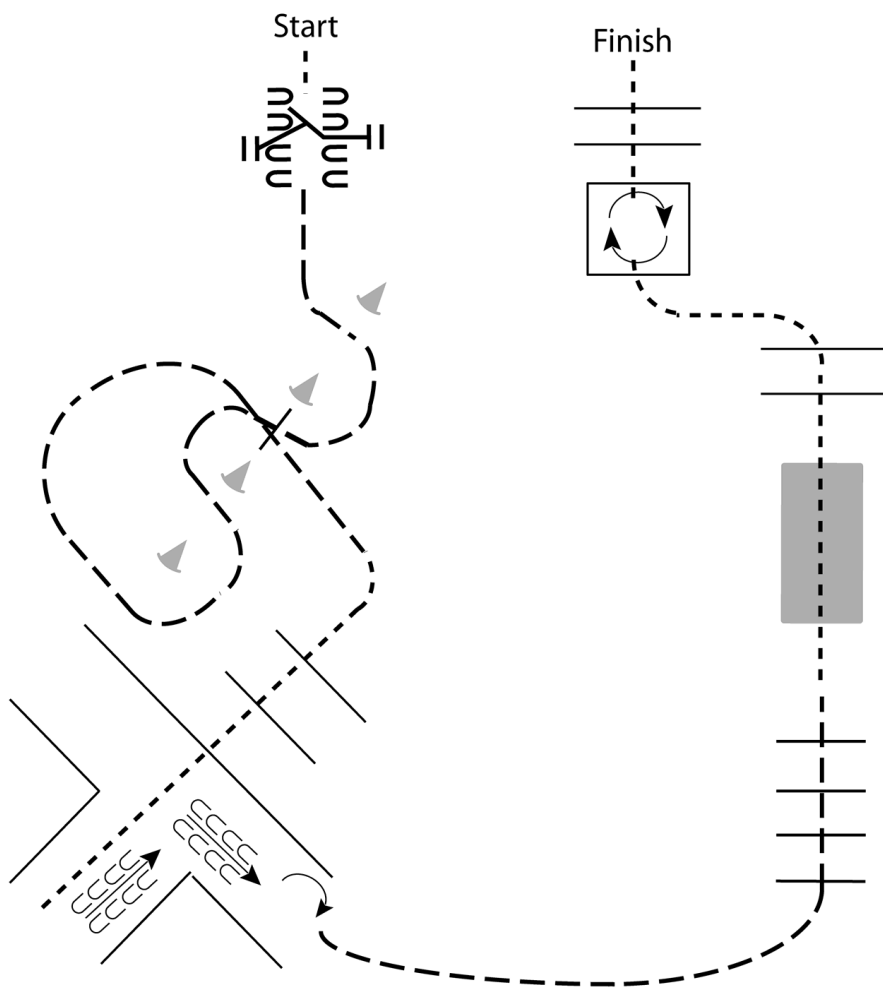
Pattern Provided by:

Reitverein Wenden e.V.

Circle L Spring Warm Up

Trail (Amateur Walk Trot)

Show Date: 01. - 02. April 2017



1. Walk to and work gate.
2. Jog through cones.
3. Walk over poles into chute.
4. Back out of chute; turn 180 degrees right.
5. Jog over poles to bridge.
6. Walk over bridge and poles.
7. Walk into box and perform a 360 degree turn to the right.
8. Walk out of box and over poles.

Walk	-----
Jog	- - - - -
Extended Jog	- - - - -
Lope	—————
Leg Yield	
Lead Change	— / —
Back	← ← ← ← ←
Marker	Ⓚ
Sidepass	← — — — — →

[T/WT-2]

Pattern Provided by:

Reitverein Wenden e.V.

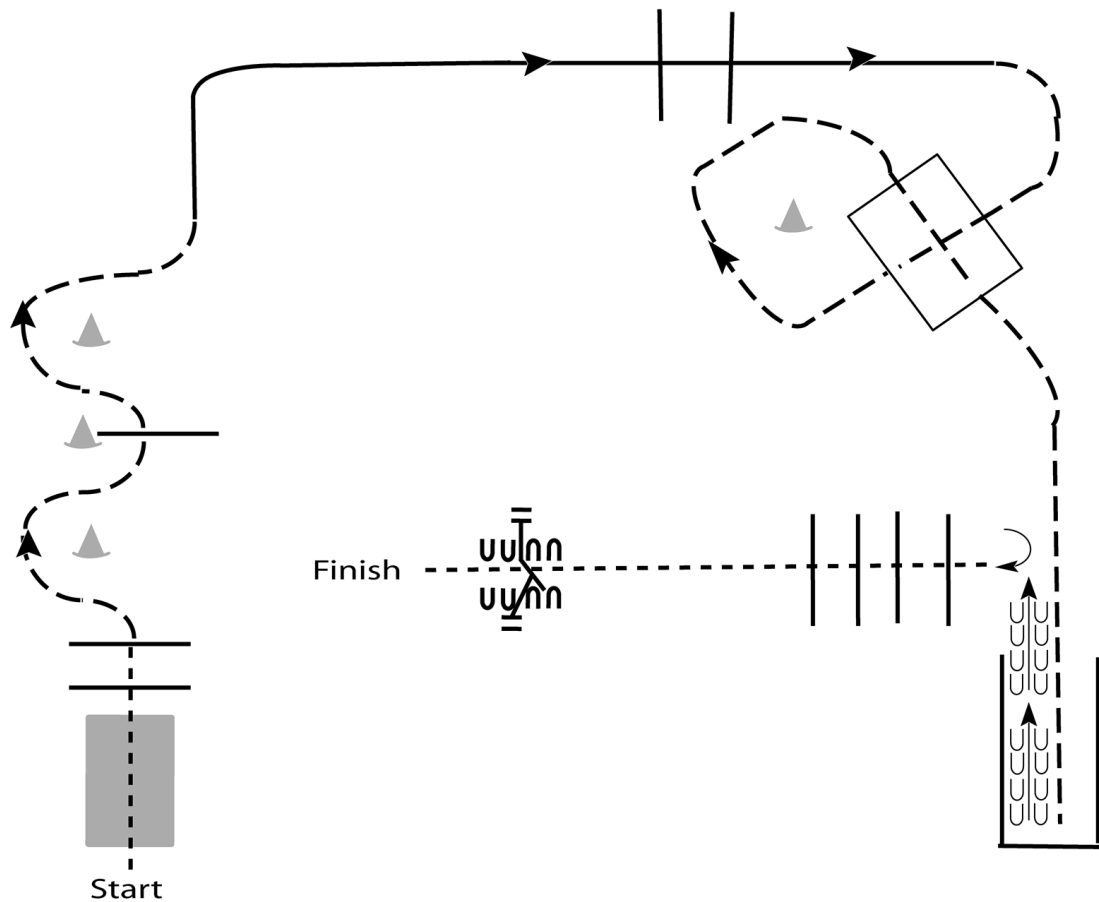
www.HorseShowPatterns.com

www.HorseShowPatterns.com

Circle L Spring Warm Up

Trail (L1 Youth & Junior)

Show Date: 01. - 02. April 2017



Be ready at start.

1. Walk over bridge and over poles.
2. Jog through serpentine and over pole.
3. Lope on the right lead over poles.
4. Jog through box and into chute.
5. Back out of chute.
6. Turn 90 degrees and walk over elevated poles.
7. Work gate with left hand.

Walk	-----
Jog	-----
Extended Jog	-----
Lope	=====
Leg Yield	
Lead Change	↘
Back	←←←←←
Marker	Ⓚ
Sidepass	←-----→

[T/1-6]

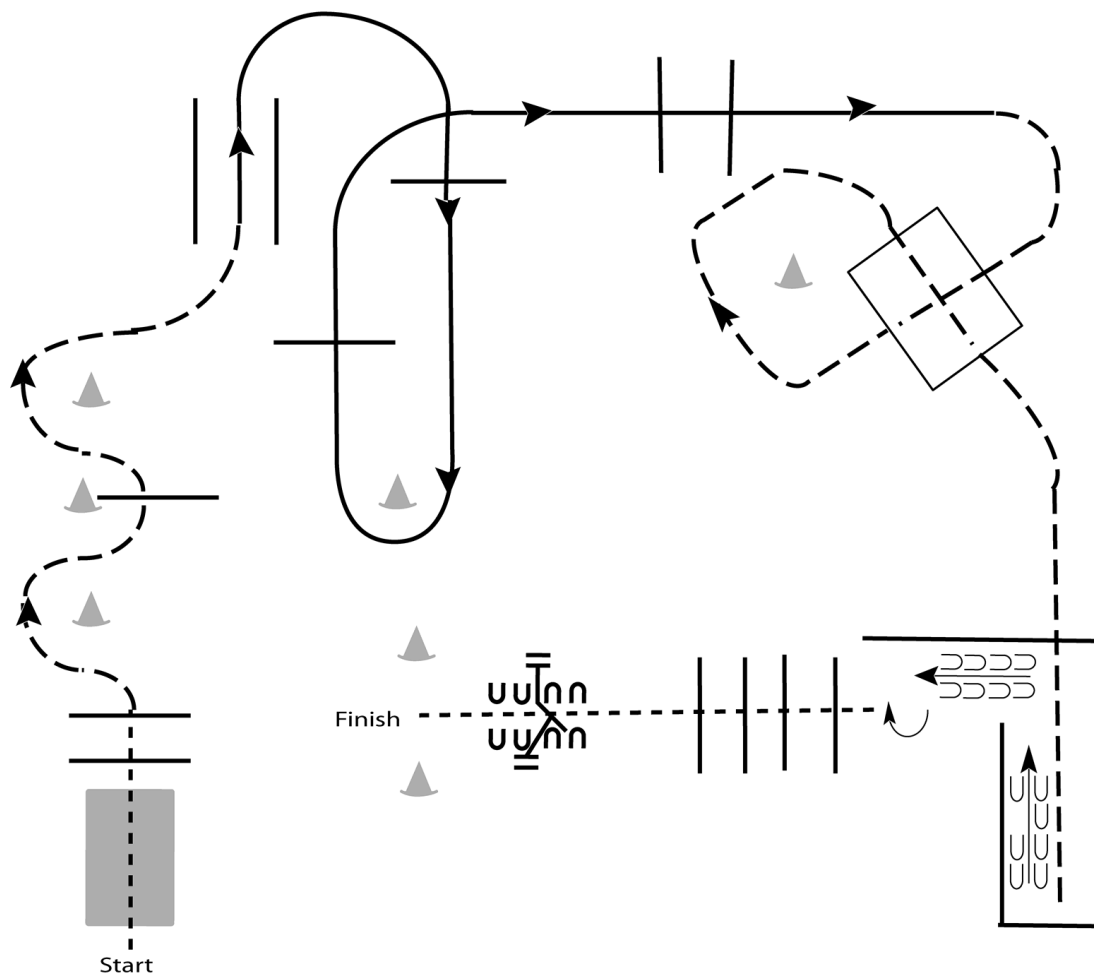
Pattern Provided by:

Reitverein Wenden e.V.

Circle L Spring Warm Up

Trail (Senior, Amateur & Youth)

Show Date: 01. - 02. April 2017



Begin at Start.

1. Walk over bridge and over poles.
2. Jog through serpentine and over pole.
3. Lope on the right lead over poles.
4. Jog through box and into chute.
5. Back the L.
6. Turn 180 degrees and walk over elevated poles.
7. Work gate with left hand.

Walk	-----
Jog	- . - . - . - .
Extended Jog	-----
Lope	—————
Leg Yield	
Lead Change	— / —
Back	← C ←
Marker	ⓑ
Sidepass	← — — — — — →

[T/2-7]

Pattern Provided by:

Reitverein Wenden e.V.

www.HorseShowPatterns.com

www.HorseShowPatterns.com

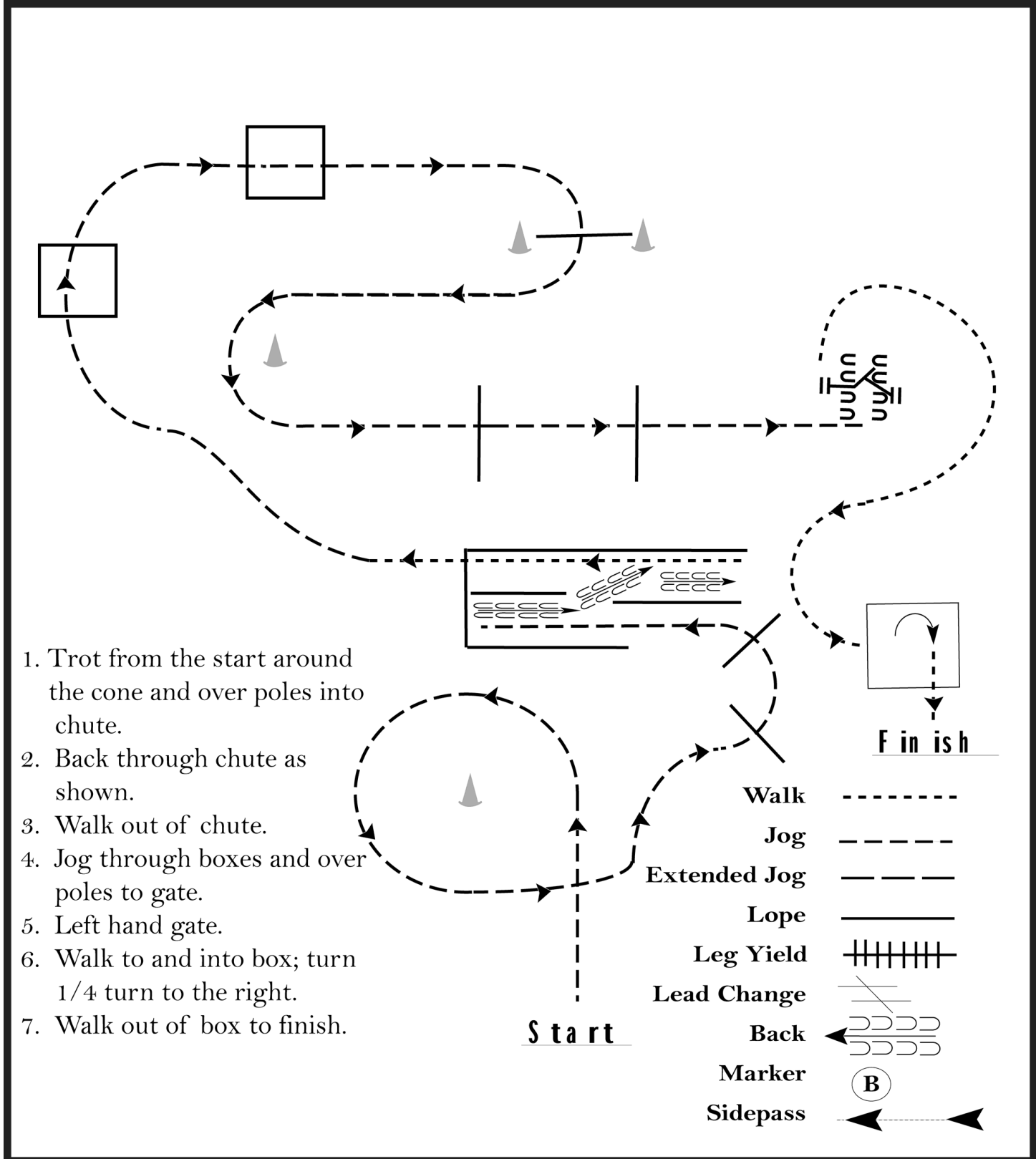
Circle L Spring Warm Up

Trail (CL 2- & 3- year old Trail in Hand)

Show Date: 01. - 02. April 2017

w w w . H o r s e S h o w P a t t e r n s . c o m

w w w . H o r s e S h o w P a t t e r n s . c o m



1. Trot from the start around the cone and over poles into chute.
2. Back through chute as shown.
3. Walk out of chute.
4. Jog through boxes and over poles to gate.
5. Left hand gate.
6. Walk to and into box; turn 1/4 turn to the right.
7. Walk out of box to finish.

Walk	-----
Jog	- - - - -
Extended Jog	-----
Lope	—————
Leg Yield	
Lead Change	———/———
Back	←←←←←
Marker	ⓑ
Sidepass	←-----→

[T/1-8]

Pattern Provided by:

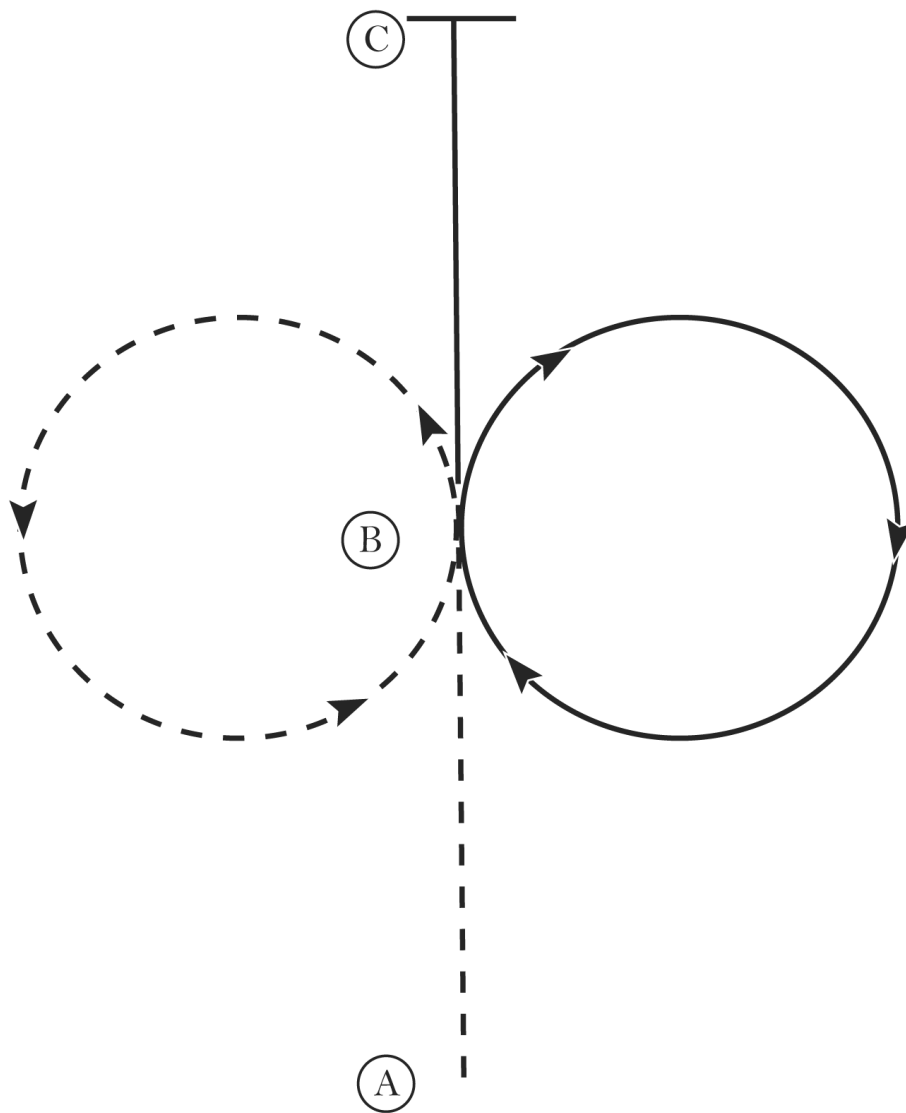
Reitverein Wenden e.V.

Circle L Spring Warm Up

Western Horsemanship (L1 Amateur & L1 Youth)

Show Date: 01. - 02. April 2017

1. Jog A to B
2. At B jog a circle to the left
3. At B lope a circle to the right on the right lead
4. Continue the lope to C
5. At C stop



Walk
Jog	- - - - -
Extended Jog	- - - - -
Lope	—————
Leg Yield	
Lead Change	↘
Back	←←←←←
Marker	(B)
Sidepass	←- - - -←

[WH/1-9]


Pattern Provided by:

Reitverein Wenden e.V.

Circle L Spring Warm Up

Western Horsemanship (Amateur)

Show Date: 01. - 02. April 2017



Be ready at A.

1. Lope on the right lead from A to B.
2. Stop past B and execute a 270 degree turn to the right.
3. Jog from B around C.
4. Lope on the left lead from C to D.
5. Stop at D and back one horse length.

Please exit at a jog.

Walk	-----
Jog	-----
Extended Jog	-----
Lope	-----
Leg Yield	
Lead Change	—/—
Back	← ← ←
Marker	⊙ B
Sidepass	←-----→

[WH/2-23]

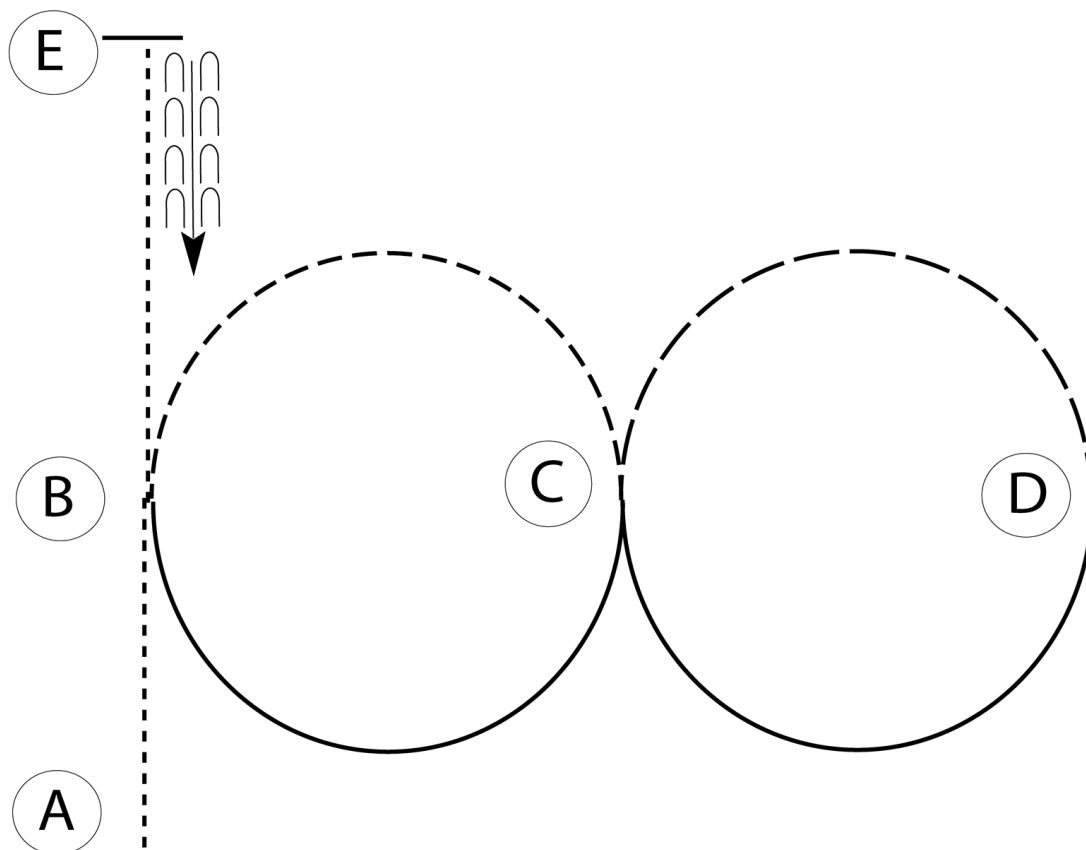
Pattern Provided by:

Reitverein Wenden e.V.

Circle L Spring Warm Up

Western Horsemanship (Youth)

Show Date: 01. - 02. April 2017



Be ready at A.

1. Walk A to B.
2. Jog a half circle to C.
3. Lope a half circle on the left lead to D.
4. Extend the jog in a half circle to C.
5. Lope a half circle on the right lead to B.
6. Walk to E.
7. Stop at E and back approximately one horse length.

Follow the instructions of your ring steward.

Walk	-----
Jog	- - - - -
Extended Jog	— — — —
Lope	—————
Lead Change	— / —
Back	← — — — —
Marker	(B)

[WH/2-3]

Pattern Provided by:

Reitverein Wenden e.V.

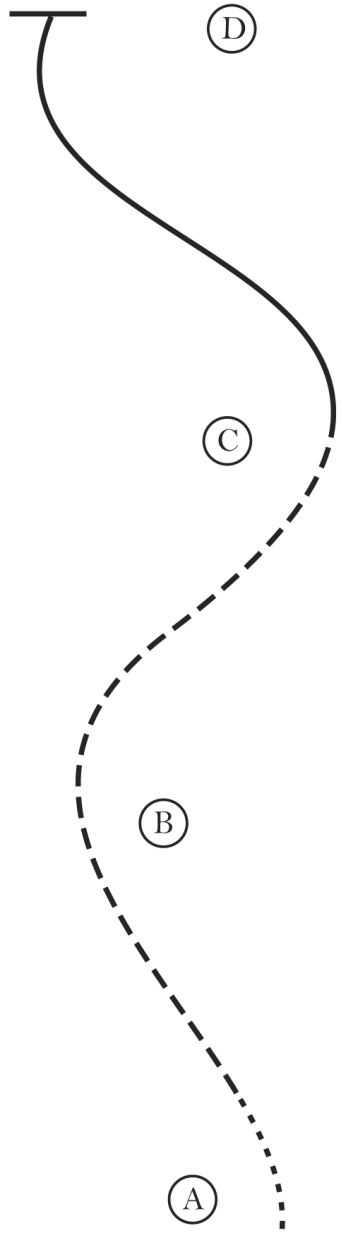
Circle L Spring Warm Up

Western Horsemanship (Rookie Amateur)

Show Date: 01. - 02. April 2017

w w w . H o r s e S h o w P a t t e r n s . c o m

w w w . H o r s e S h o w P a t t e r n s . c o m



1. At A walk two strides
2. Jog to C
3. At C lope on the right lead to D
4. At D stop

Walk
Jog	-----
Extended Jog	-----
Lope	—————
Leg Yield	
Lead Change	↘
Back	←←←←←
Marker	⊙
Sidepass	←←←←←

[WH/1-2]

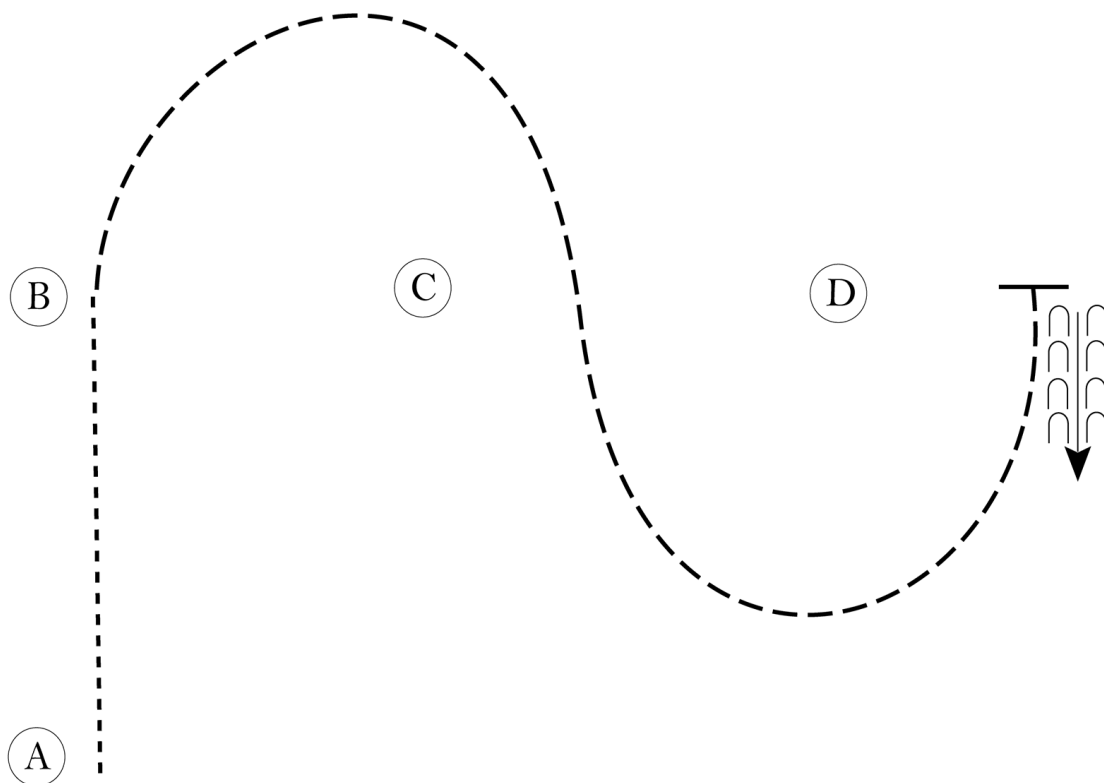
Pattern Provided by:

Reitverein Wenden e.V.

Circle L Spring Warm Up

Western Horsemanship (Amateur Walk Trot)

Show Date: 01. - 02. April 2017



Be ready at A.

1. Walk A to B.
2. Jog at B, around C and to D.
3. Stop at D and back approximately one horse length.

Follow the instructions of your ring steward.

Walk	-----
Jog	- - - - -
Extended Jog	- - - - -
Lope	—————
Leg Yield	
Lead Change	— / —
Back	← — — — —
Marker	⊙
Sidepass	← — — — — →

[WH/WT-6]

Pattern Provided by:

Reitverein Wenden e.V.

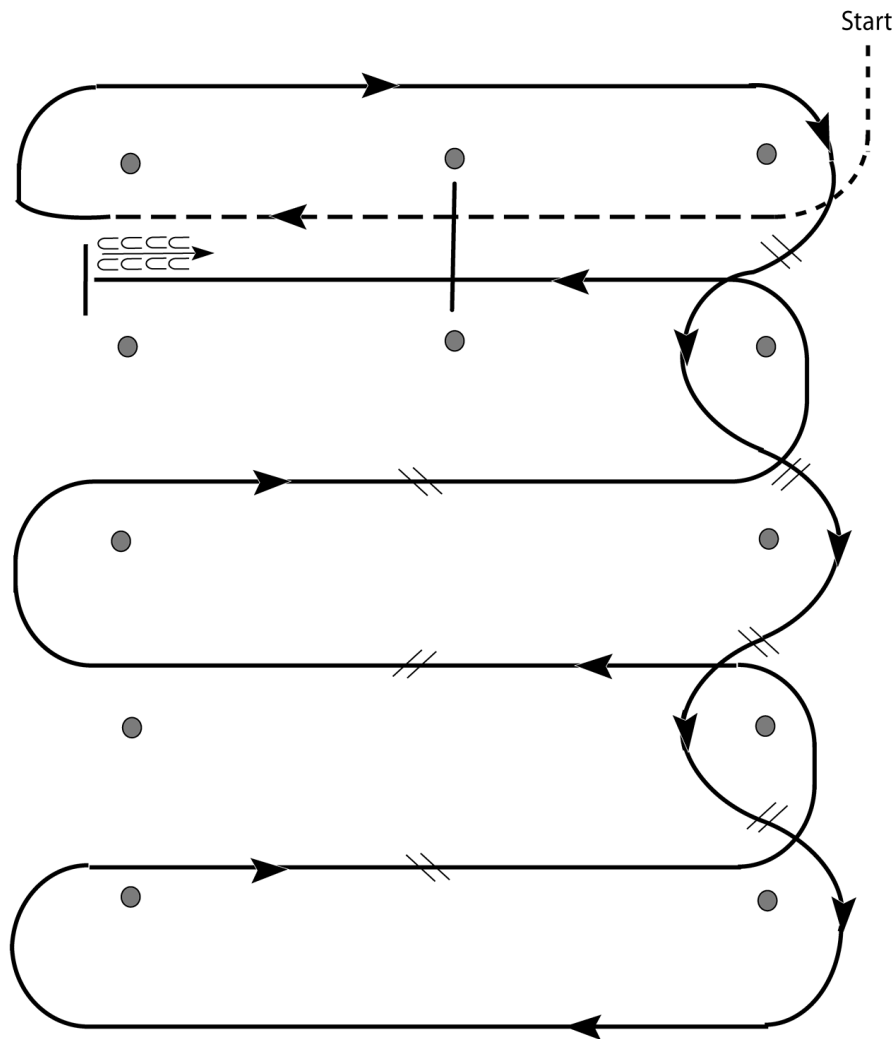
w w w . H o r s e S h o w P a t t e r n s . c o m

w w w . H o r s e S h o w P a t t e r n s . c o m

Circle L Spring Warm Up

Western Riding (Junior & Youth)

Show Date: 01. - 02. April 2017



1. Walk, transition to jog, jog over log.
2. Transition to right.
3. First line change.
4. Second line change.
5. Third line change.
6. Fourth line change.
7. First crossing change.
8. Second crossing change.
9. Third crossing change.
10. Lope over log.
11. Lope, stop and back.

[WR/OP-4]

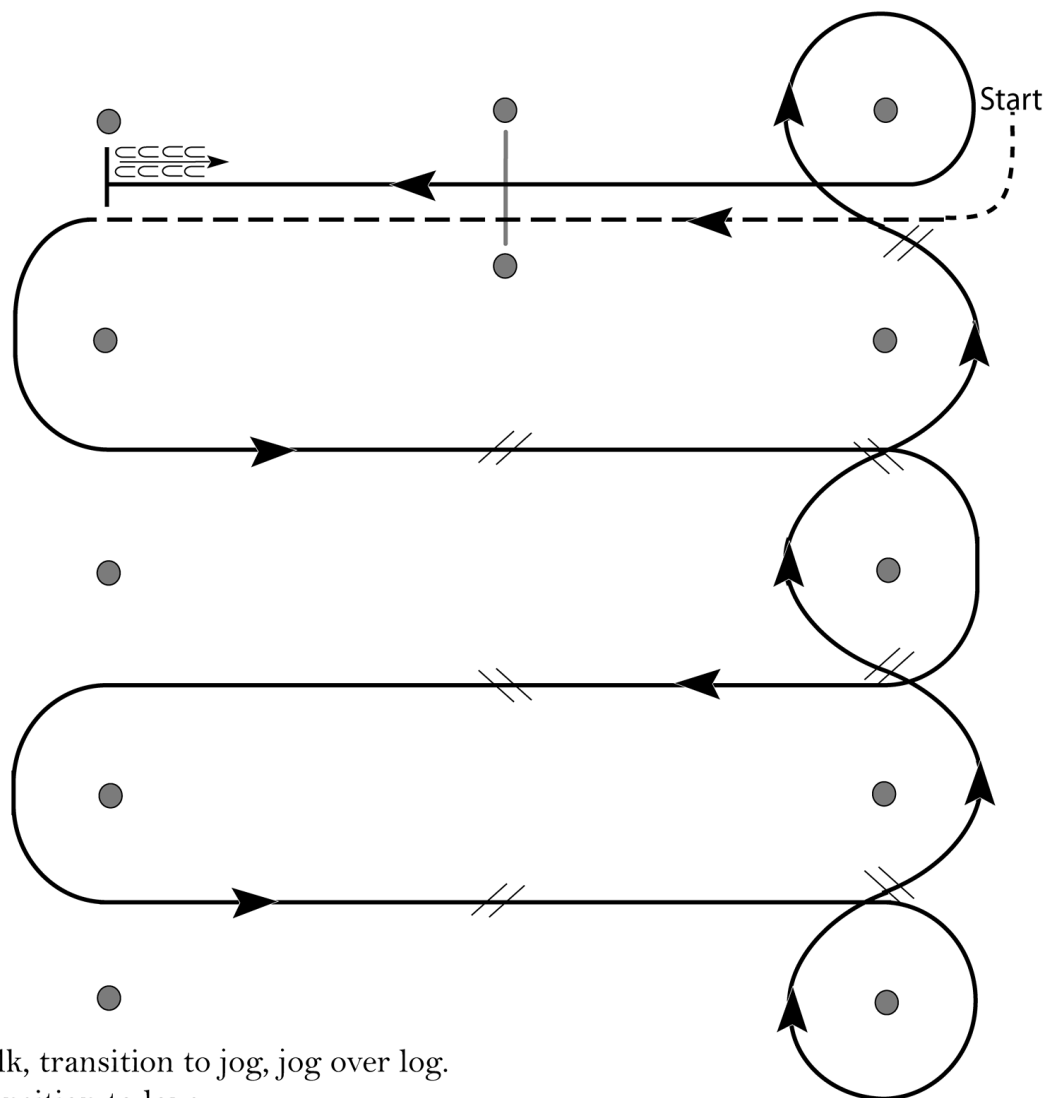
Pattern Provided by:

Reitverein Wenden e.V.

Circle L Spring Warm Up

Western Riding (Senior & Amateur)

Show Date: 01. - 02. April 2017



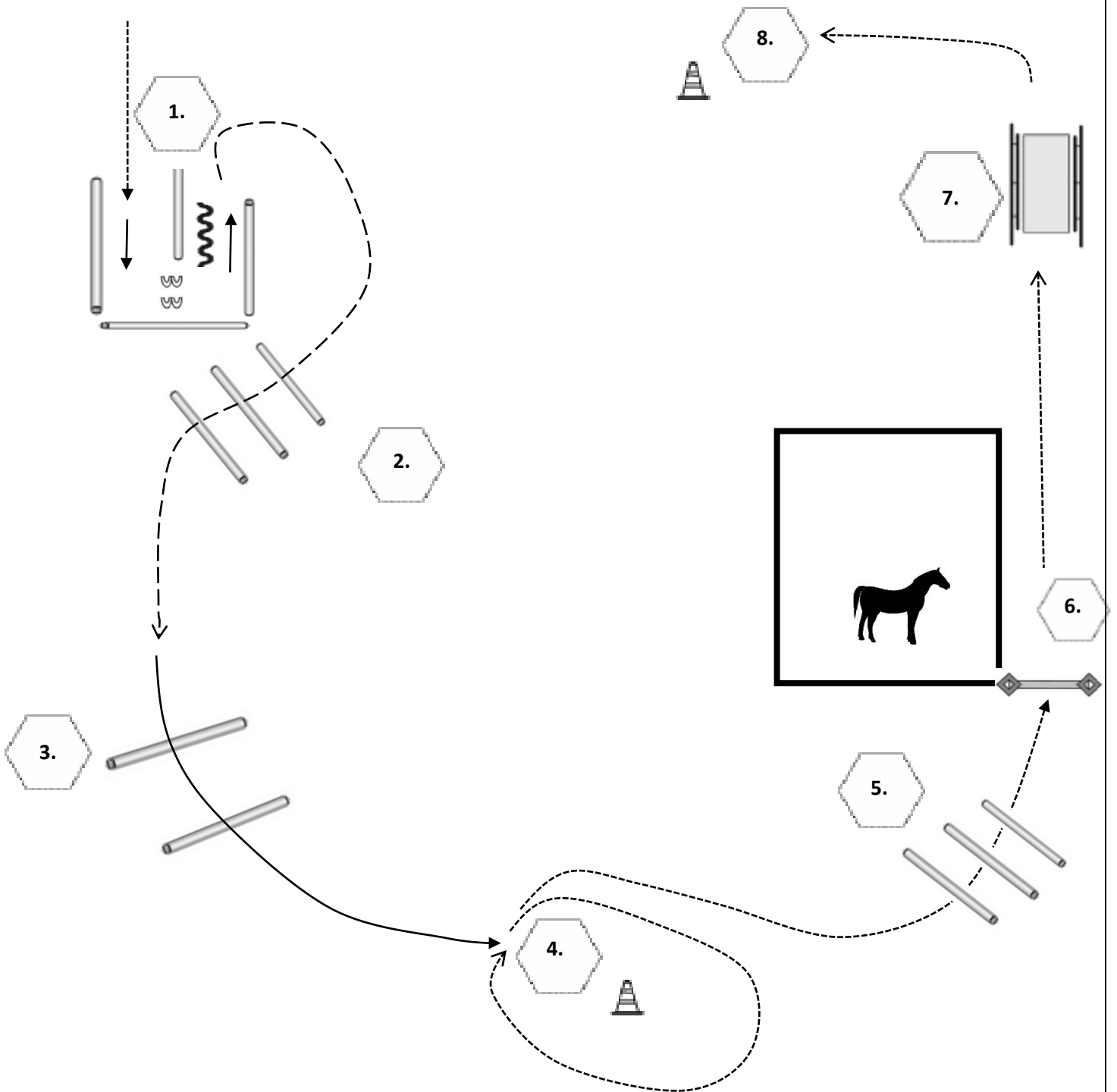
1. Walk, transition to jog, jog over log.
2. Transition to lope.
3. First crossing change.
4. Second crossing change.
5. Third crossing change.
6. Circle and first line change.
7. Second line change.
8. Third line change.
9. Fourth line change and circle.
10. Lope log.
11. Lope, stop and back.

[WR/OP-2]

Pattern Provided by:

Reitverein Wenden e.V.

Spring Warm Up - Circle L Ranch Trail



1. Vorwärts – Seitwärts – Rückwärts
2. Trab über die Stangen
3. Galopp über die Stange
4. Im Schritt Baumstamm ziehen um die Pylone
5. Schritt über die Stangen
6. Im Schritt durch das Tor
7. Im Schritt über die Brücke
8. Ground Tie – alle 4 Hufe anheben

Reining Pattern

Klasse

(siehe AQHA/DQHA Regelbuch)

Pattern Nr.

Senior Open	8
Junior Open	4
L1 Open (Green)	6
Amateur	11
L1 Amateur (Novice)	14
Rookie Amateur	15
Youth	11
L1 Youth (Novice)	15

Circle L Reitverein Wenden e.V.
Heidberg 21 - 31638 Wenden

***Wir freuen uns
auf Euch!***

**Bei Fragen zum Turnier oder den
Pattern schreibt uns gerne eine
Mail:**

info@reitverein-wenden.de

***Circle L Reitverein Wenden e.V.
Heidberg 21 - 31638 Wenden***