

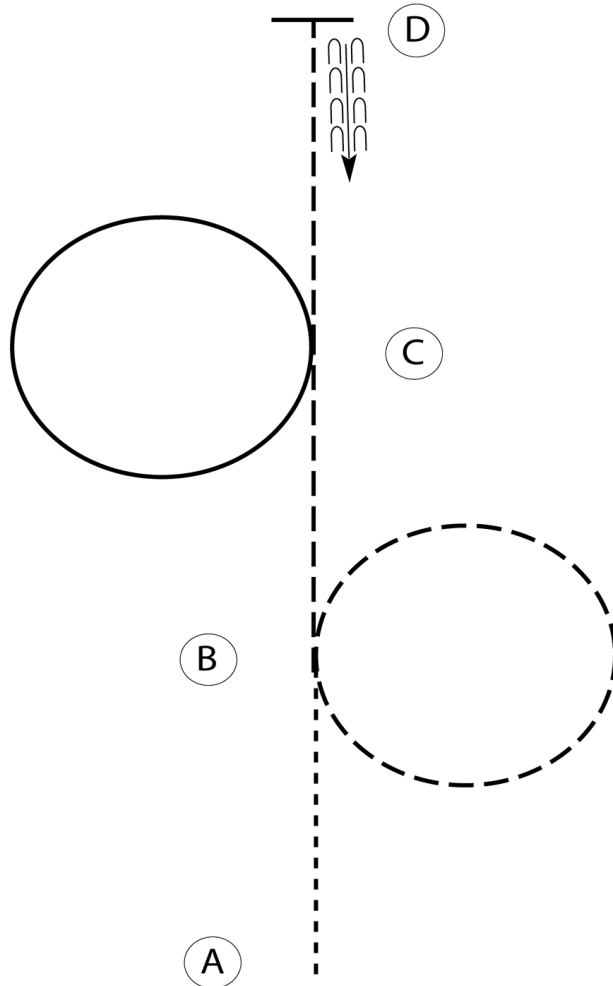
# AQHA/NQHA First Contest 2019

## Hunt Seat Equitation (L1 Youth, L1 Amateur)

Show Date: 04-06/07-2019

W W W . H O R S E S H O W P A T T E R N S . C O M

W W W . H O R S E S H O W P A T T E R N S . C O M



Be ready at A.

1. Walk from A to B.
2. At B, posting trot circle to the right on proper diagonal.
3. Continue posting trot to C.
4. At C, canter a circle to the left on the left lead.
5. After returning to C, break to a sitting trot from C to D.
6. At D, stop and back approximately one horse length.

Follow the instructions of your ring steward.

Walk	-----
Trot	- - - - -
Extended Trot	— — — — —
Canter	—————
Leg Yield	
Lead Change	↙ ↘
Back	← ← ← ← ←
Marker	(B)
Sidepass	← — — — — →
Hand Gallop	— — — — —

[HSE/1-29]

Pattern Provided by:

**NQHA**

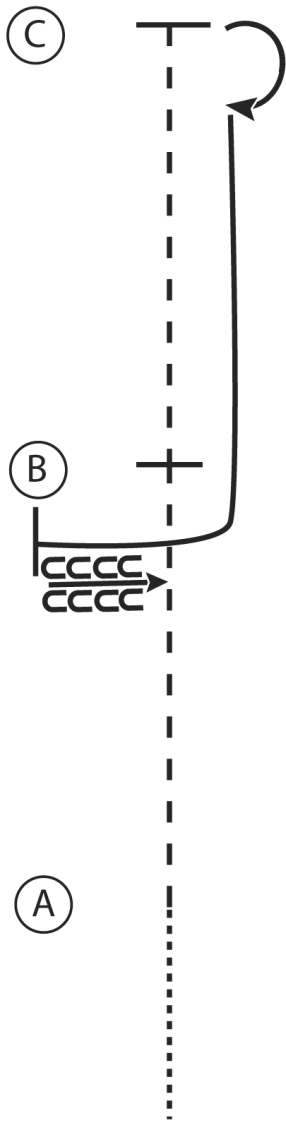
# AQHA/NQHA First Contest 2019

## Hunt Seat Equitation (Youth, Amateur)

Show Date: 04-06/07-2019

w w w . H o r s e S h o w P a t t e r n s . c o m

w w w . H o r s e S h o w P a t t e r n s . c o m



1. Walk to A
2. Posting trot, left diagonal, A to B
3. Stop at B
4. Posting trot, right diagonal, B to C
5. Stop at C and perform a 180 degree turn to the right on the forehand
6. Canter on the left lead to and around B
7. At B stop and back

Walk	.....
Trot	- - - - -
Extended Trot	- - - - -
Canter	—————
Leg Yield	
Lead Change	↙ ↘
Back	← C C C C ← C C C C
Marker	(B)
Sidepass	← - - - - ←

[HSE/2-8]

Pattern Provided by:  
**NQHA**

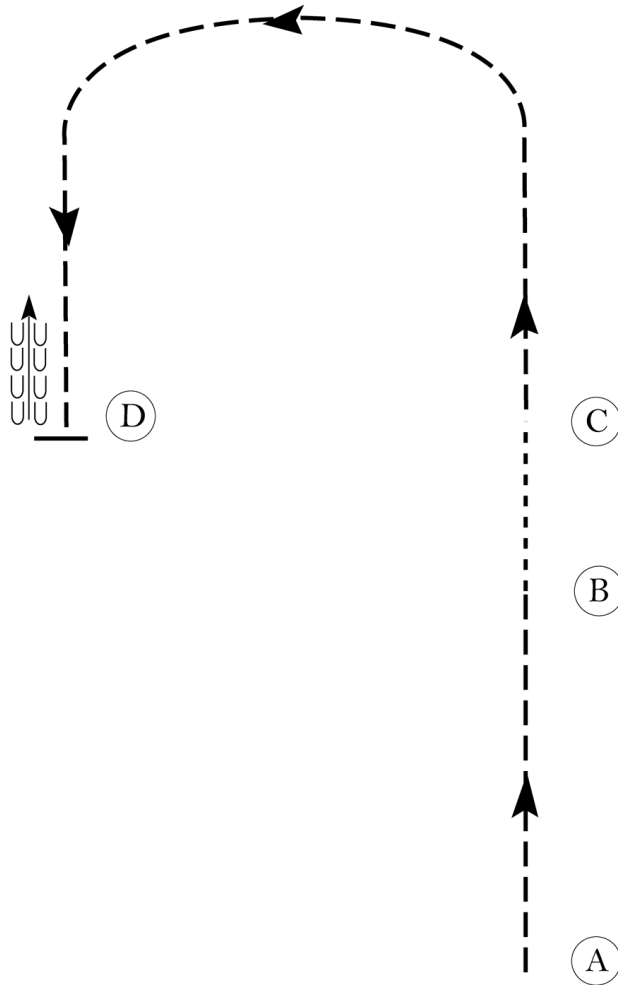
# AQHA/NQHA First Contest 2019

Hunt Seat Equitation (W&T NQHA, W&T L1 Youth, W&T L1 Amateur)

Show Date: 04-06/07-2019

w w w . H o r s e S h o w P a t t e r n s . c o m

w w w . H o r s e S h o w P a t t e r n s . c o m



Be ready at A.

1. Posting trot on the left diagonal from A to B.
2. Walk from B to C.
3. Posting trot on the right diagonal from C to D.
4. Stop and back approximately one horse length at D.

Exit at a sitting trot.

Walk	-----
Trot	- - - - -
Extended Trot	— — — —
Canter	—————
Leg Yield	
Lead Change	— / —
Back	← ← ← ← ←
Marker	(B)
Sidepass	← — — — ←
Hand Gallop	— — — —

[HSE/WT-20]

Pattern Provided by:

**NQHA**



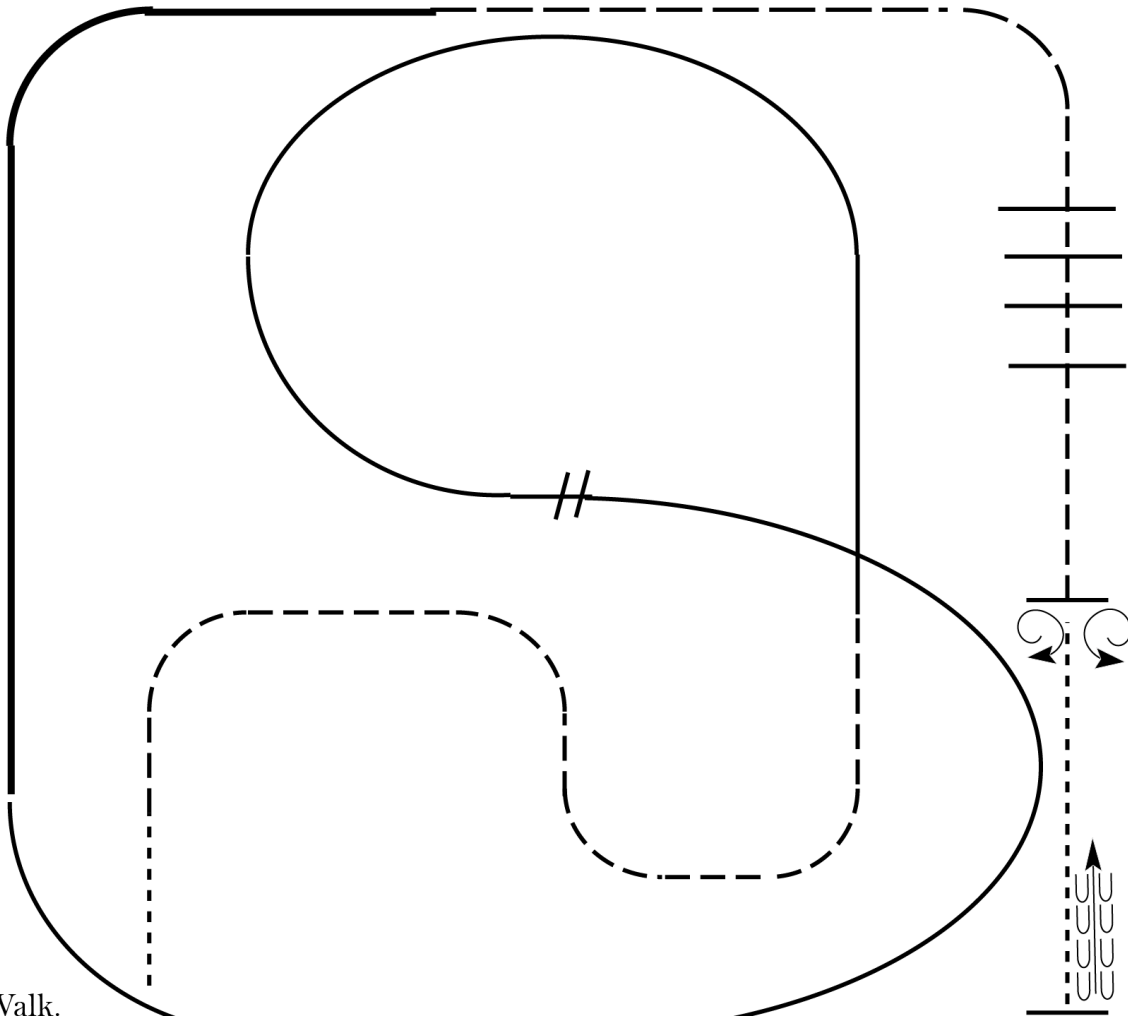
# AQHA/NQHA First Contest 2019

## Ranch Riding (L1 Youth, L1 Amateur)

Show Date: 04-06/07-2019

www.HorseShowPatterns.com

www.HorseShowPatterns.com



1. Walk.
2. Trot serpentine
3. Lope left lead around end of arena and then diagonally across arena.
4. Change leads (simple or flying) and
5. Lope on the right lead around end of the arena.
6. Extend lope on the straight away around corner to center of arena.
7. Extend trot around corner of arena
8. Collect to a trot
9. Trot over poles
10. Stop do a 360 turn each direction (either direction 1st)
11. Walk, stop and back.

<b>Walk</b>	-----
<b>Jog</b>	- - - - -
<b>Extended Jog</b>	— — — — —
<b>Lope</b>	
<b>Lead Change</b>	//
<b>Back</b>	← ← ← ← ←
<b>Marker</b>	(B)

[RR/4]

Pattern Provided by:

**NQHA**

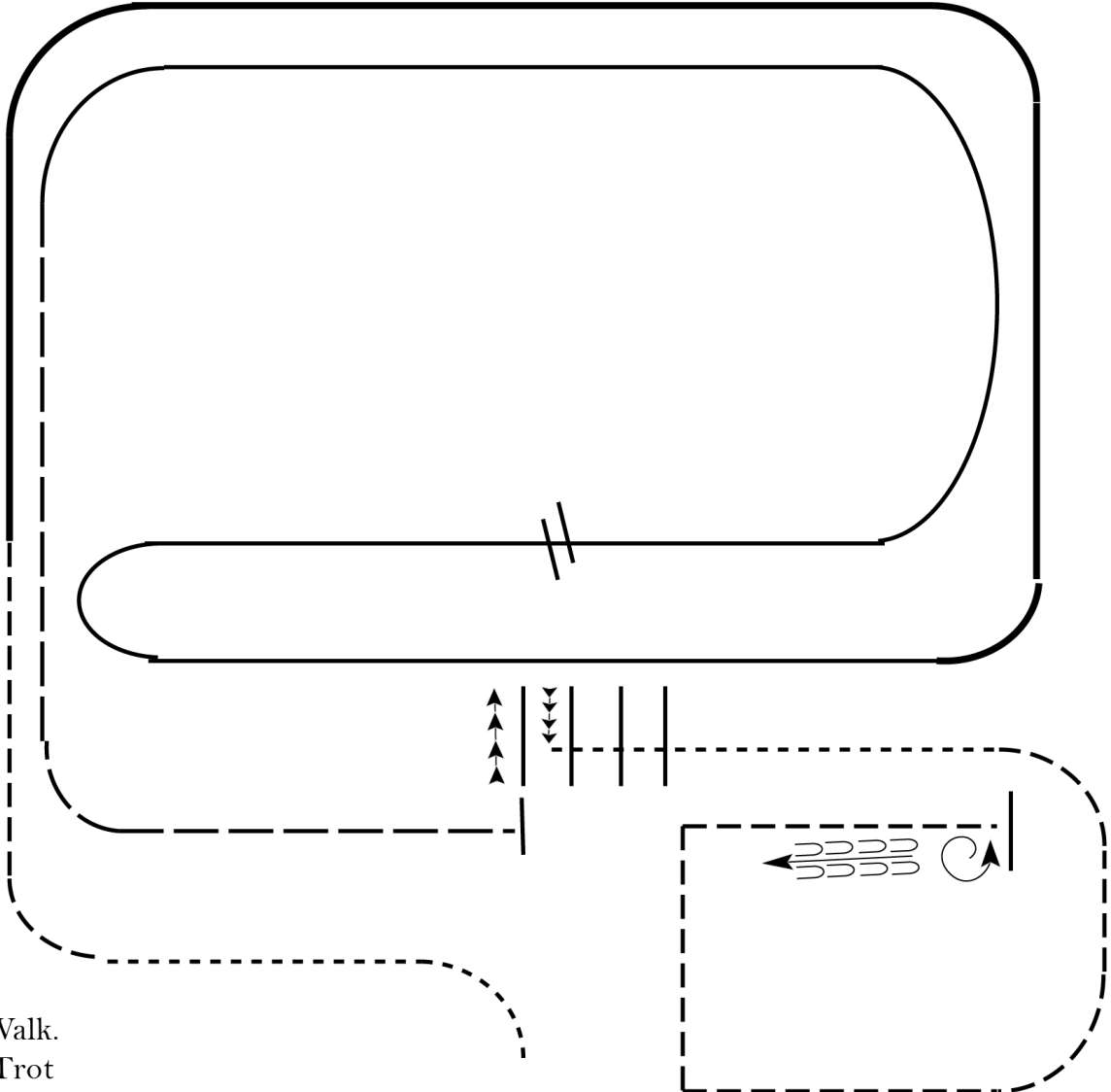
# AQHA/NQHA First Contest 2019

## Ranch Riding (Youth, Amateur, Open)

Show Date: 04-06/07-2019

w w w . H o r s e S h o w P a t t e r n s . c o m

w w w . H o r s e S h o w P a t t e r n s . c o m



1. Walk.
2. Trot
3. Extended lope-right lead
4. Lope right lead
5. Change leads (simple or flying)
6. Lope left lead
7. Extended trot
8. Stop, side pass left, side pass right, 1/2 way
9. Walk over logs
10. Walk
11. Trot square
12. Stop, 360 degree turn left, back

<b>Walk</b>	-----
<b>Jog</b>	- - - - -
<b>Extended Jog</b>	-----
<b>Lope</b>	
<b>Lead Change</b>	/
<b>Back</b>	← (circle with arrow)
<b>Marker</b>	(B)

Pattern Provided by:

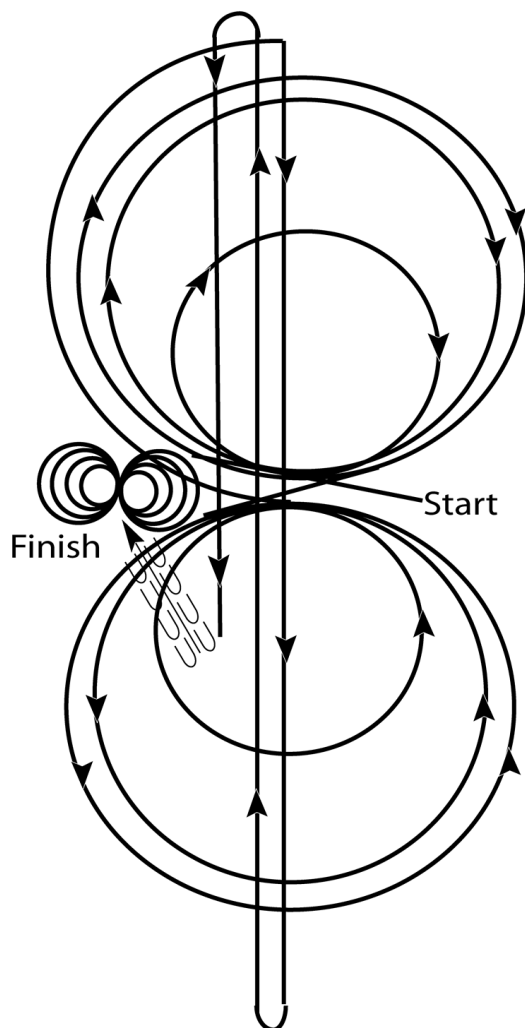
**NQHA**

[RR/5]

# AQHA/NQHA First Contest 2019

## Reining (L1 Open, NQHA)

Show Date: 04-06/07-2019



Horses must walk or stop prior to starting the pattern.

Begin at the center of the arena facing the left wall or fence.

1. Beginning on the right lead, complete three circles to the right; the first small and slow; the next two circles large and fast. Change leads at the center of the arena.
  2. Complete three circles to the left; the first small and slow; the next two circles large and fast. Change leads at the center of the arena.
  3. Continue around previous circle to the right. At the top of the circle, run down the middle to the far end of the arena past the end marker and do a right rollback - no hesitation.
  4. Run up the middle to the opposite end of the arena past the end marker and do a left rollback - no hesitation.
  5. Run past the center marker and do a sliding stop. Back up to the center of the arena or at least 10 feet (3m). Hesitate.
  6. Complete four spins to the right.
  7. Complete four spins to the left. Hesitate to demonstrate completion of the pattern.
- Rider may drop bridle to the designated judge.

[R/AQHAP-2]

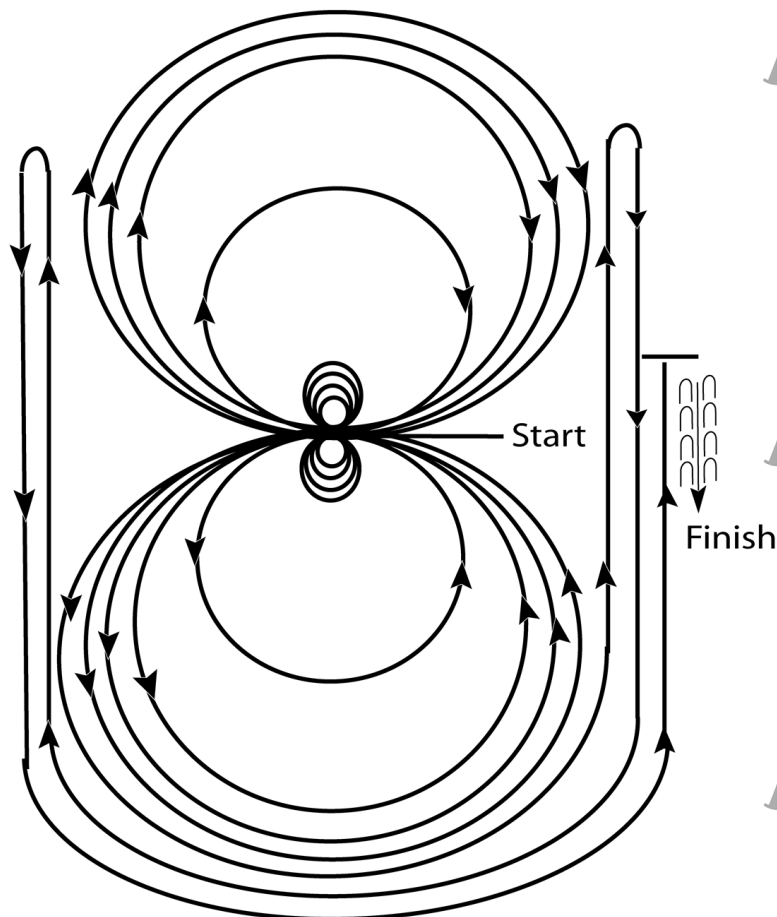
Pattern Provided by:

**NQHA**

# AQHA/NQHA First Contest 2019

## Reining (L1 Youth, L1 Amateur)

Show Date: 04-06/07-2019



Horses must walk or stop prior to starting pattern. Beginning at the center of the arena facing the left wall or fence.

1. Beginning on the left lead, complete three circles to the left: the first two circles large and fast; the third circle small and slow. Stop at the center of the arena.
  2. Complete four spins to the left. Hesitate.
  3. Beginning on the right lead, complete three circles to the right: the first two circles large and fast; the third circle small and slow. Stop at the center of the arena.
  4. Complete four spins to the right. Hesitate.
  5. Beginning on the left lead, run a large fast circle to the left, change leads at the center of the arena, run a large fast circle to the right, and change leads at the center of the arena.
  6. Continue around previous circle to the left but do not close this circle. Run up the right side of the arena past the center marker and do a right rollback at least twenty feet (6.09m) from the wall or fence – no hesitation.
  7. Continue around previous circle but do not close this circle. Run up the left side of the arena past the center marker and do a left rollback at least twenty feet (6.09m) from the wall or fence – no hesitation.
  8. Continue back around previous circle but do not close this circle. Run up the right side of the arena past the center marker and do a sliding stop at least twenty feet (6.09m) from the wall or fence. Back up at least ten feet (3m). Hesitate to demonstrate completion of the pattern.
- Rider may drop bridle to the designated judge.

[R/AQHAP-5]

Pattern Provided by:

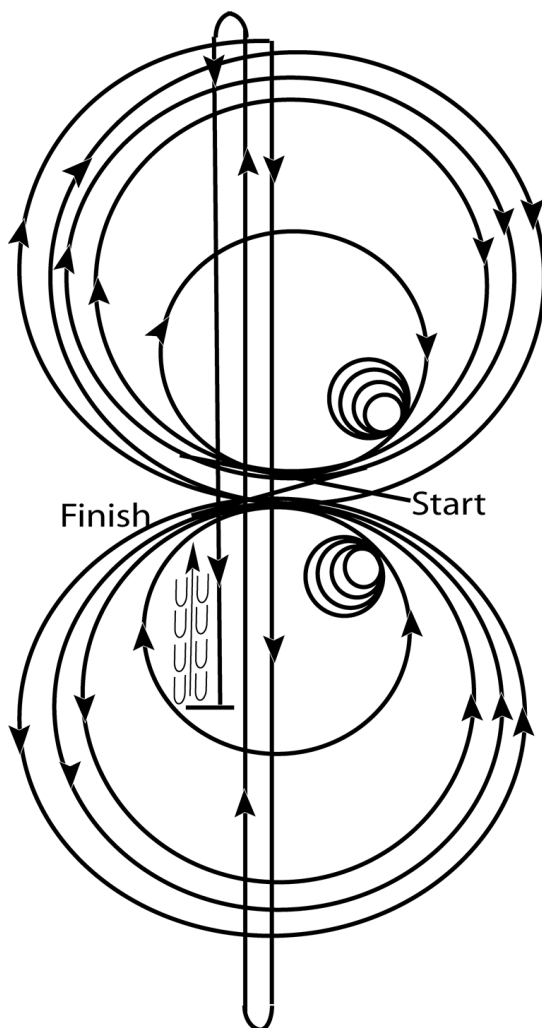
**NQHA**



# AQHA/NQHA First Contest 2019

## Reining (Youth, Amateur, Open)

Show Date: 04-06/07-2019



Horses must walk or stop prior to starting pattern. Begin at the center of the arena facing the left wall or fence.

1. Beginning on the right lead, complete three circles to the right; the first two circles large and fast; the third circle small and slow. Stop at the center of the arena.
2. Complete four spins to the right. Hesitate.
3. Beginning on the left lead, complete three circles to the left; the first two circles large and fast; the third circle small and slow. Stop at the center of the arena.
4. Complete four spins to the left. Hesitate.
5. Beginning on the right lead, run a large first circle to the right, change leads at the center of the arena, run a large fast circle to the left, and change leads at the center of the arena.
6. Continue around previous circle to the right. At the top of the circle, run down the middle to the far end of the arena past the end marker and do a right rollback - no hesitation.
7. Run up the middle to the opposite end of the arena past the end marker and do a left rollback - no hesitation.
8. Run past the center marker and do a sliding stop. Back up to the center of the arena or at least 10 feet (3m). Hesitate to demonstrate completion of the pattern.

Rider may drop bridle to the designated judge.

[R/AQHAP-4]

Pattern Provided by:

**NQHA**

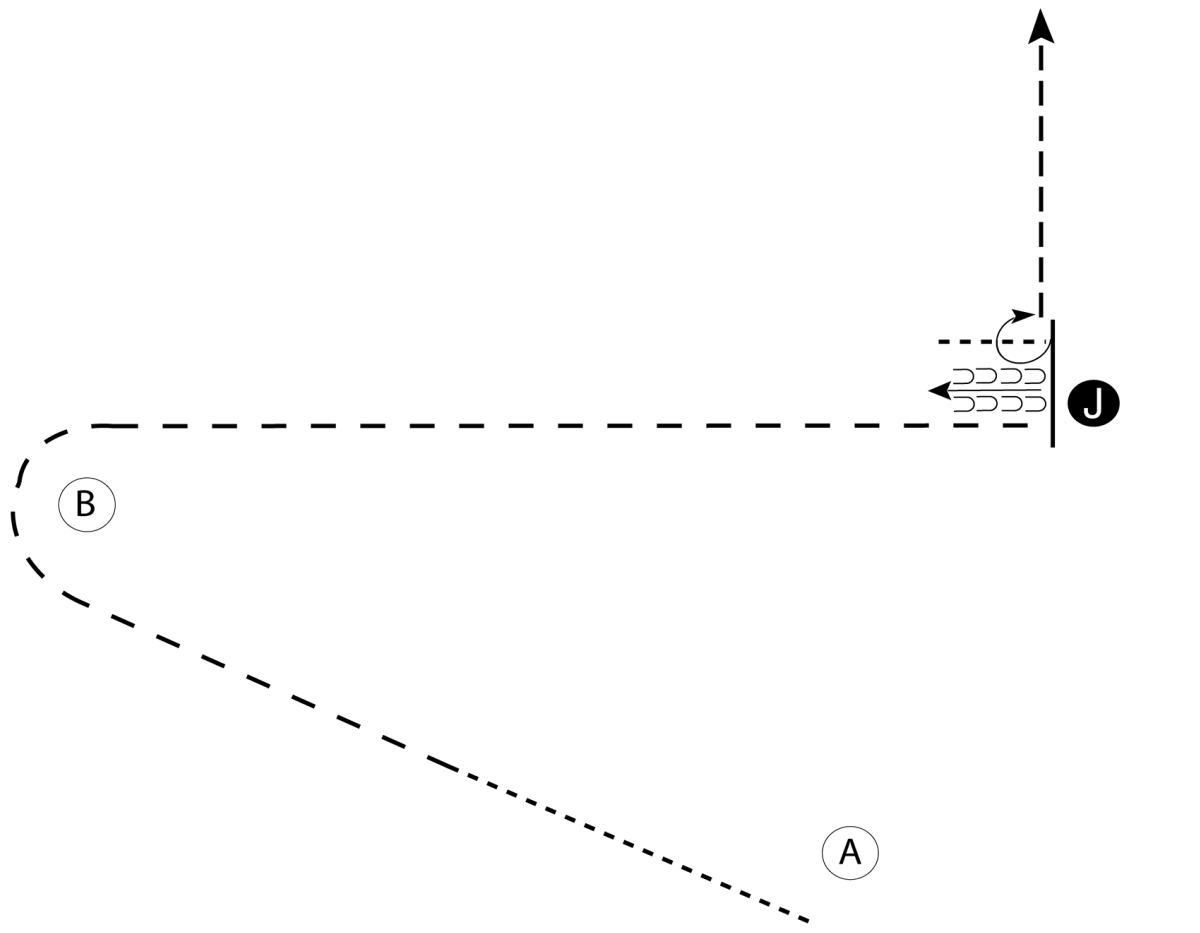
# AQHA/NQHA First Contest 2019

## Showmanship (NQHA, L1 Youth, L1 Amateur)

Show Date: 04-06/07-2019

w w w . H o r s e S h o w P a t t e r n s . c o m

w w w . H o r s e S h o w P a t t e r n s . c o m



1. Begin at A. Walk halfway to B
2. Trot to and around B to the Judge
3. Stop and back one horse length
4. Walk to the Judge and set up for inspection
5. When dismissed perform a 270 degree turn and trot to the line-up

Walk	-----
Trot	- - - - -
Back	← ← ←
Marker	ⓑ
Judge	ⓙ

[S/1-15]

Pattern Provided by:  
**NQHA**

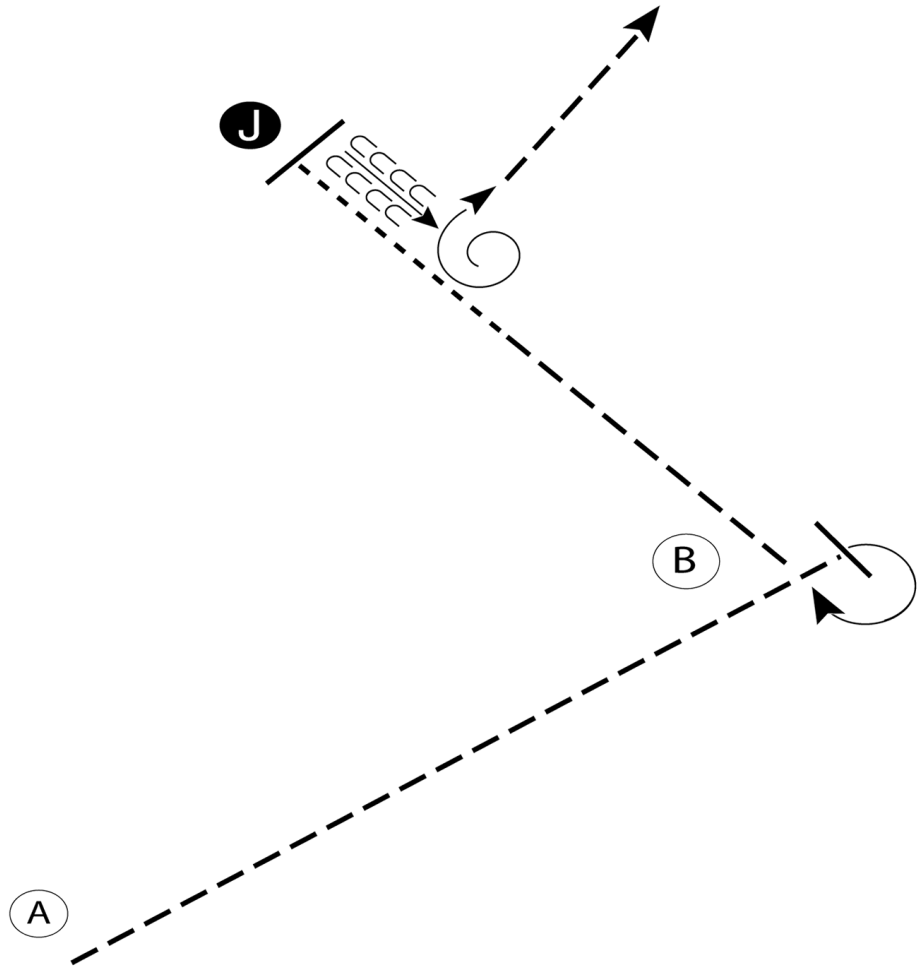
# AQHA/NQHA First Contest 2019

## Showmanship (Youth, Amateur)

Show Date: 04-06/07-2019

w w w . H o r s e S h o w P a t t e r n s . c o m

w w w . H o r s e S h o w P a t t e r n s . c o m



1. Begin at A. Trot past B and stop
2. Perform a 270 degree turn
3. Trot halfway to the Judge
4. Break to the walk and walk to the Judge
5. Stop and set up for inspection
6. When dismissed back one horse length
7. Perform a 450 degree turn and trot to the line-up

Walk	-----
Trot	- - - - -
Back	← ⊃ ⊃ ⊃ ⊃ ⊃ ⊃
Marker	Ⓟ
Judge	Ⓝ

[S/2-27]

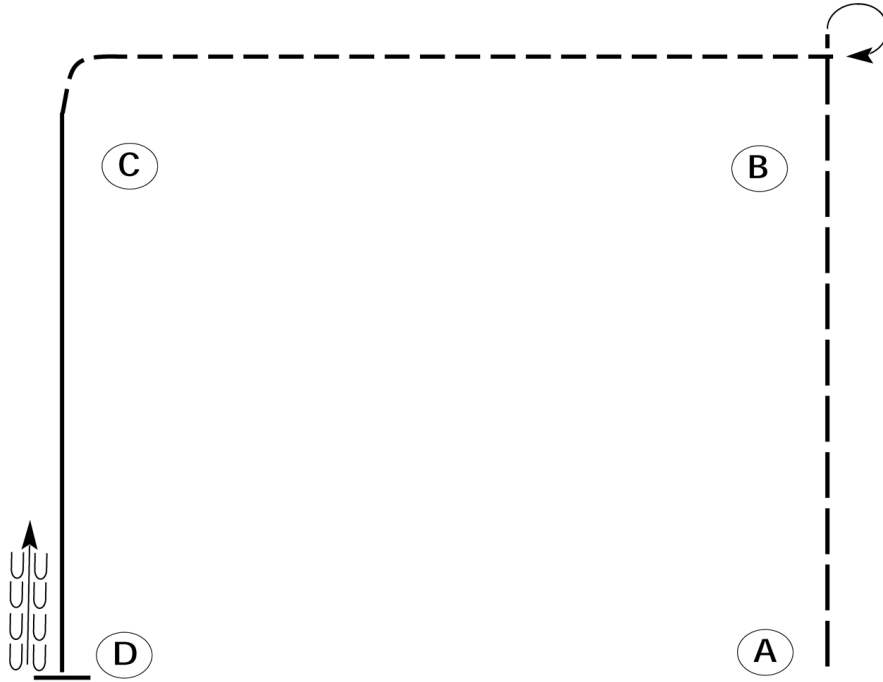
Pattern Provided by:

**NQHA**

# AQHA/NQHA First Contest 2019

## Western Horsemanship (L1 Youth, L1 Amateur)

Show Date: 04-06/07-2019



Be ready at A.

1. Extended jog from A to B.
2. Stop past B and execute a 270 degree turn to the right.
3. Jog from B around C.
4. Lope on the left lead from C to D.
5. Stop at D and back one horse length.

Please exit at a jog.

Walk -----

Jog -----

Extended Jog -----

Lope \_\_\_\_\_

Leg Yield |||||

Lead Change / \

Back ← |||

Marker (B)

Sidepass ← - - - - - →

[WH/1-23]

Pattern Provided by:

**NQHA**

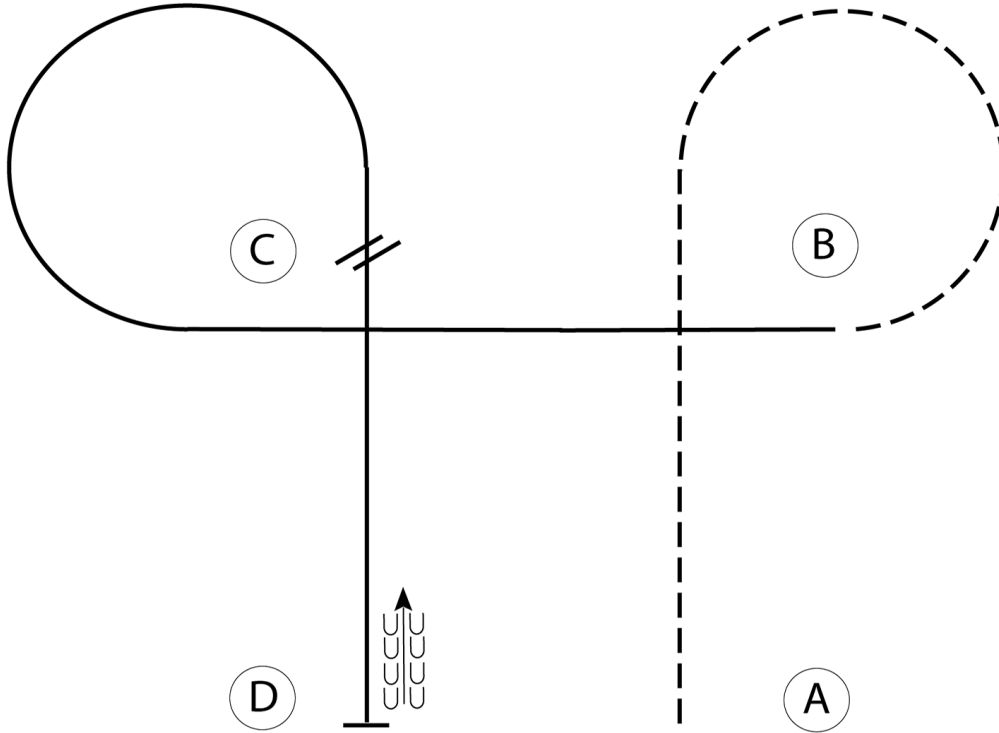
w w w . H o r s e S h o w P a t t e r n s . c o m

w w w . H o r s e S h o w P a t t e r n s . c o m

# AQHA/NQHA First Contest 2019

## Western Horsemanship (Youth, Amateur)

Show Date: 04-06/07-2019



Be ready at A.

1. Jog A to B.
2. Jog a circle around B.
3. At B, lope on the right lead to C.
4. Lope a circle around C.
5. At C, perform a simple lead change and continue to D.
6. At D, stop and back one horse length.

Follow the instructions of your ring steward.

Walk	-----
Jog	-----
Extended Jog	-----
Lope	—————
Leg Yield	
Lead Change	—/—
Back	← ← ←
Marker	(B)
Sidepass	←-----→

[WH/2-13]

Pattern Provided by:

**NQHA**

www.HorseShowPatterns.com

www.HorseShowPatterns.com

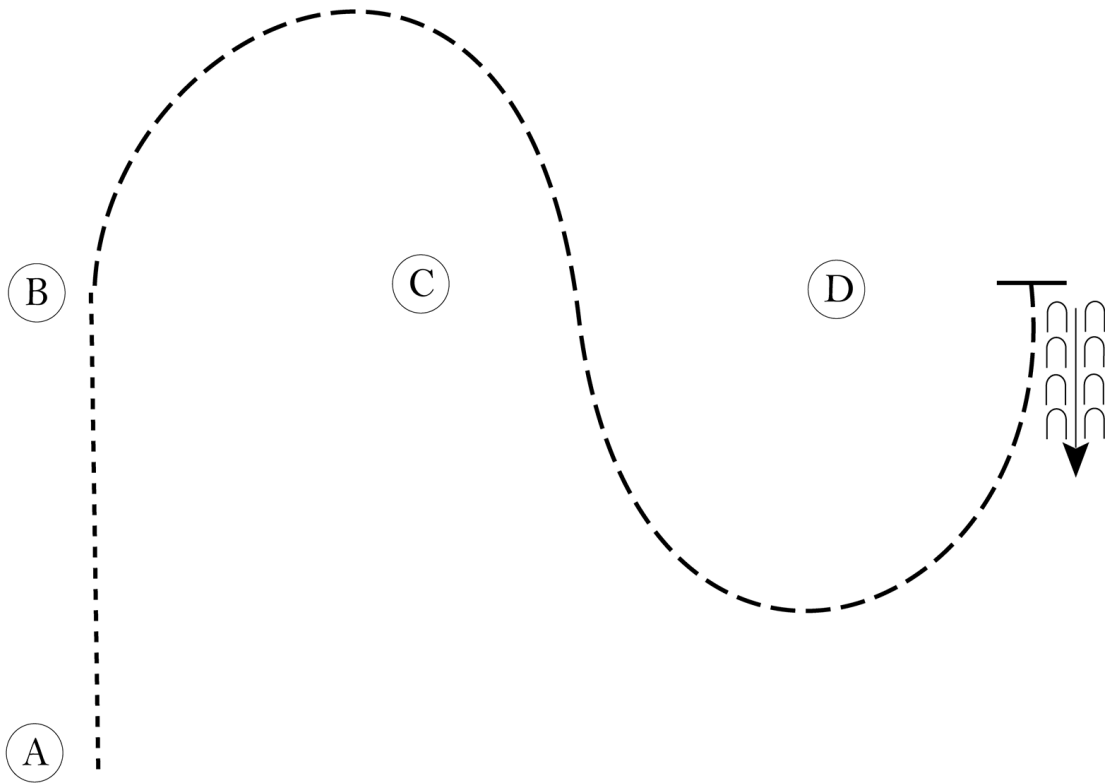
# AQHA/NQHA First Contest 2019

Western Horsemanship (W&T NQHA, W&T L1 Youth, W&J L1 Amateur)

Show Date: 04-06/07-2019

w w w . H o r s e S h o w P a t t e r n s . c o m

w w w . H o r s e S h o w P a t t e r n s . c o m



Be ready at A.

1. Walk A to B.
2. Jog at B, around C and to D.
3. Stop at D and back approximately one horse length.

Follow the instructions of your ring steward.

<b>Walk</b>	-----
<b>Jog</b>	- - - - -
<b>Extended Jog</b>	- - - - -
<b>Lope</b>	—————
<b>Leg Yield</b>	
<b>Lead Change</b>	— / —
<b>Back</b>	← — — — — — — — — —
<b>Marker</b>	⊙
<b>Sidepass</b>	← — — — — →

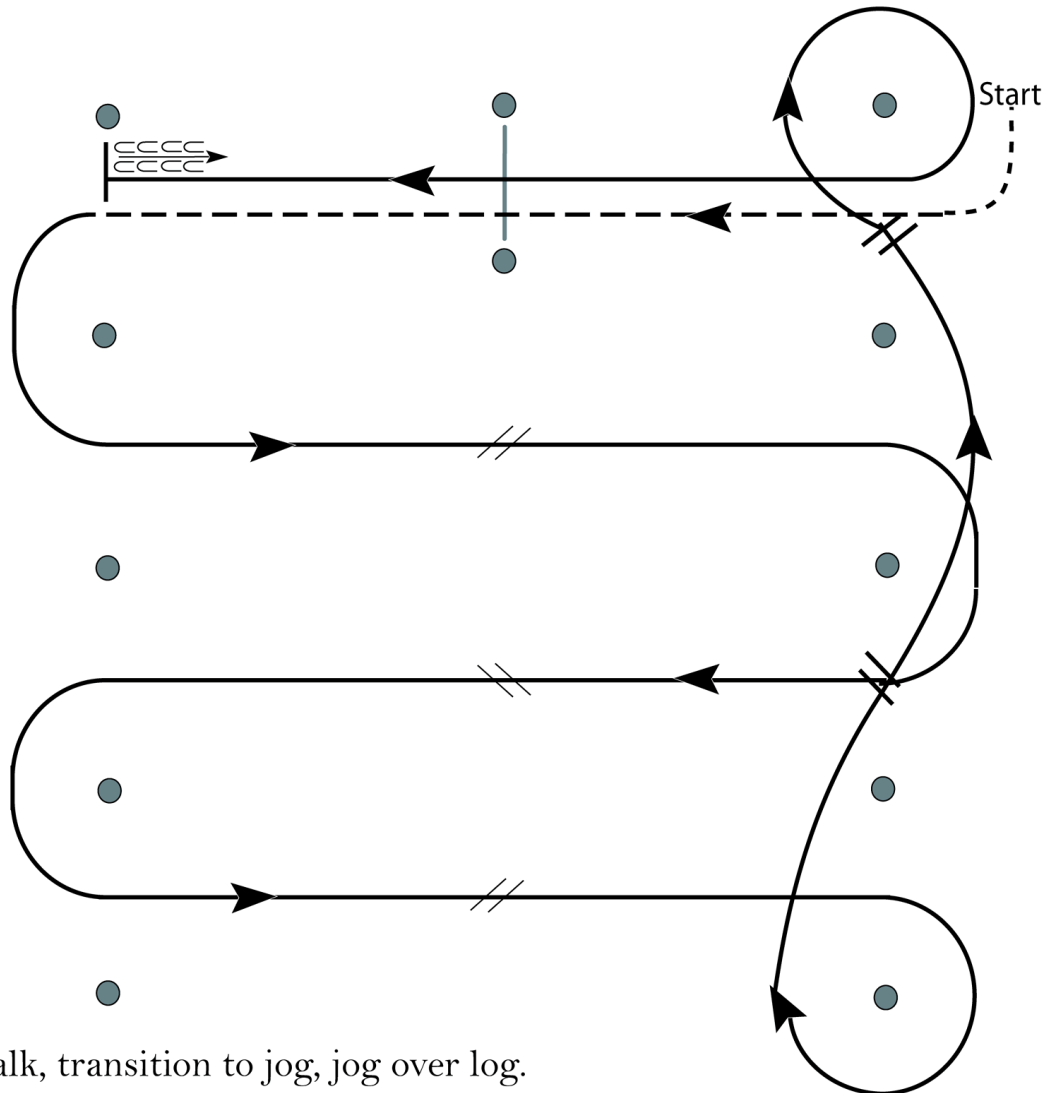
[WH/WT-6]

**Pattern Provided by:**  
**NQHA**

# AQHA/NQHA First Contest 2019

## Western Riding (L1 Open, NQHA)

Show Date: 04-06/07-2019



1. Walk, transition to jog, jog over log.
2. Transition to left lead lope.
3. First crossing change.
4. Second crossing change.
5. Third crossing change.
6. Circle and first line change.
7. Second line change and circle.
8. Lope log.
9. Stop and back.

[WR/GP-2]

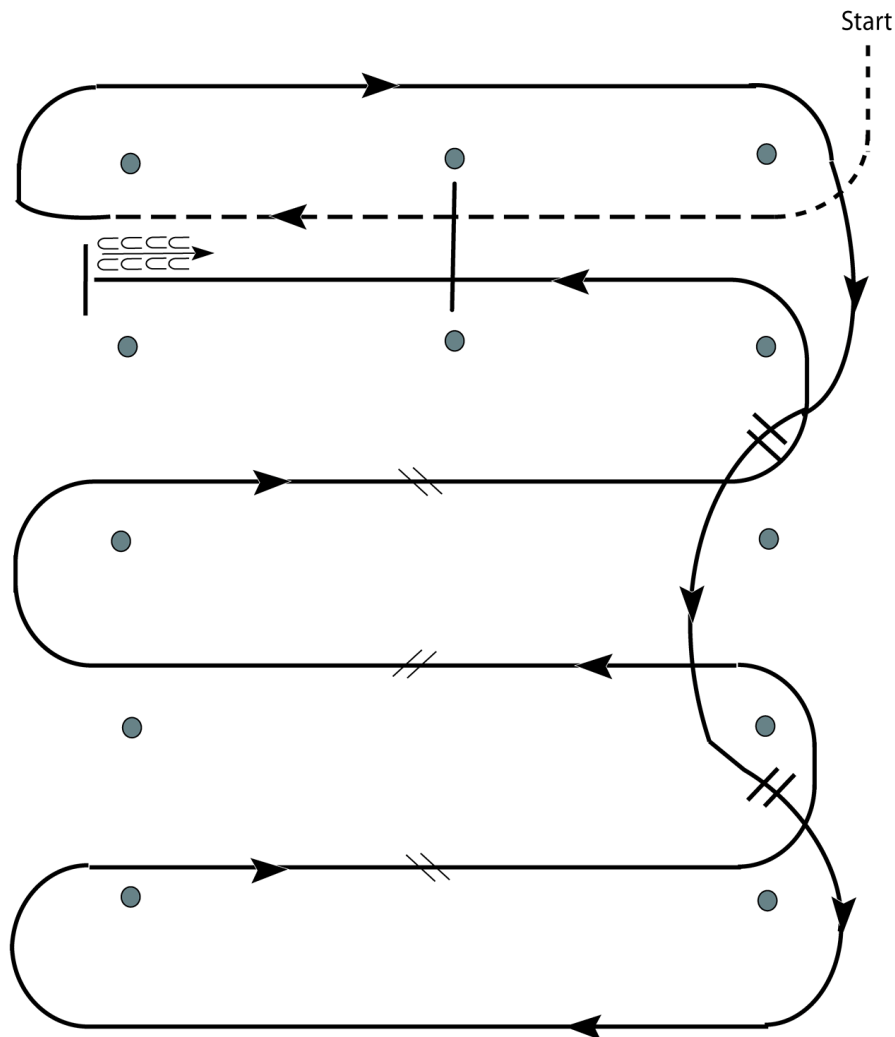
Pattern Provided by:

**NQHA**

# AQHA/NQHA First Contest 2019

## Western Riding (L1 Youth, L1 Amateur)

Show Date: 04-06/07-2019



1. Walk, transition to jog, jog over log.
2. Transition to right lead and lope around end.
3. First line change.
4. Second line change. Lope around end of arena.
5. First crossing change.
6. Second crossing change.
7. Third crossing change.
8. Lope over log.
9. Lope, stop and back.

[WR/GP-4]

Pattern Provided by:

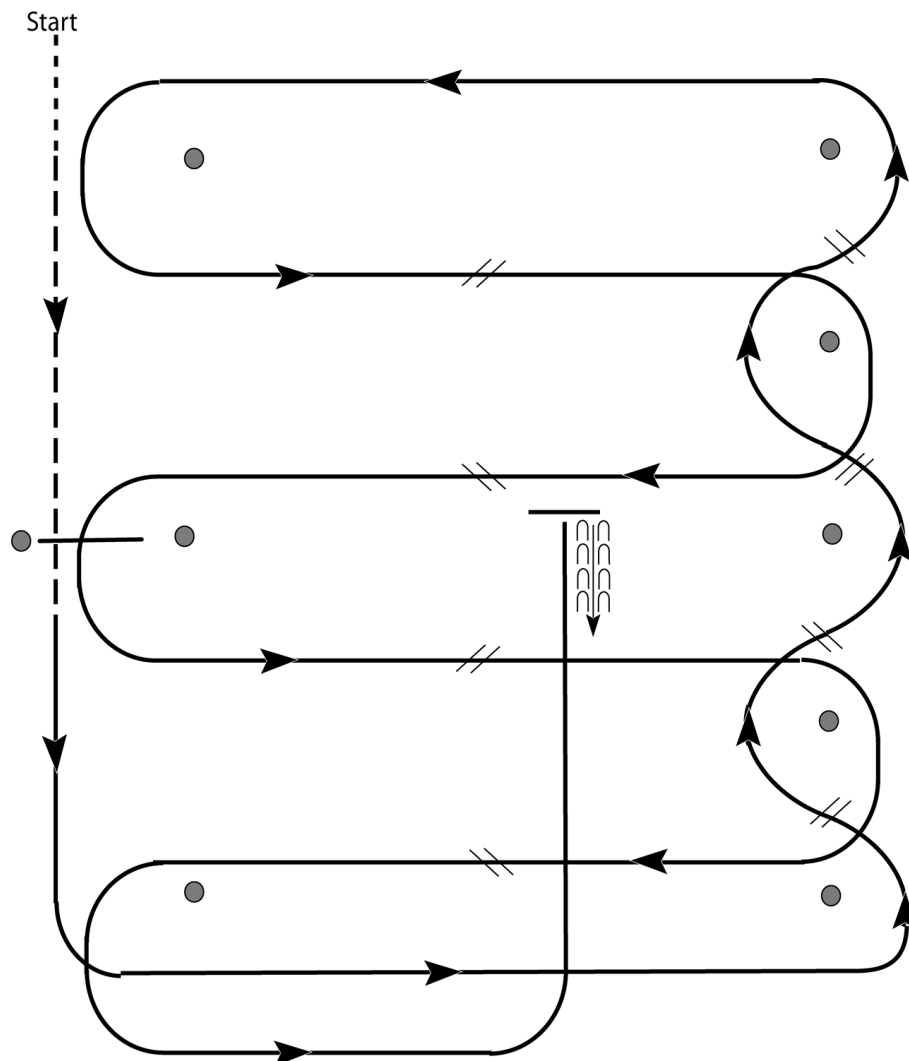
**NQHA**



# AQHA/NQHA First Contest 2019

## Western Riding (Youth, Amateur, Open)

Show Date: 04-06/07-2019



1. Walk and jog over log.
2. Transition to lope and lope around end.
3. First line change.
4. Second line change.
5. Third line change.
6. Fourth line change and lope around the end of the arena.
7. First crossing change.
8. Second crossing change.
9. Lope over log.
10. Third crossing change.
11. Fourth crossing change.
12. Lope up the center, stop and back.

[WR/OP-1]

Pattern Provided by:

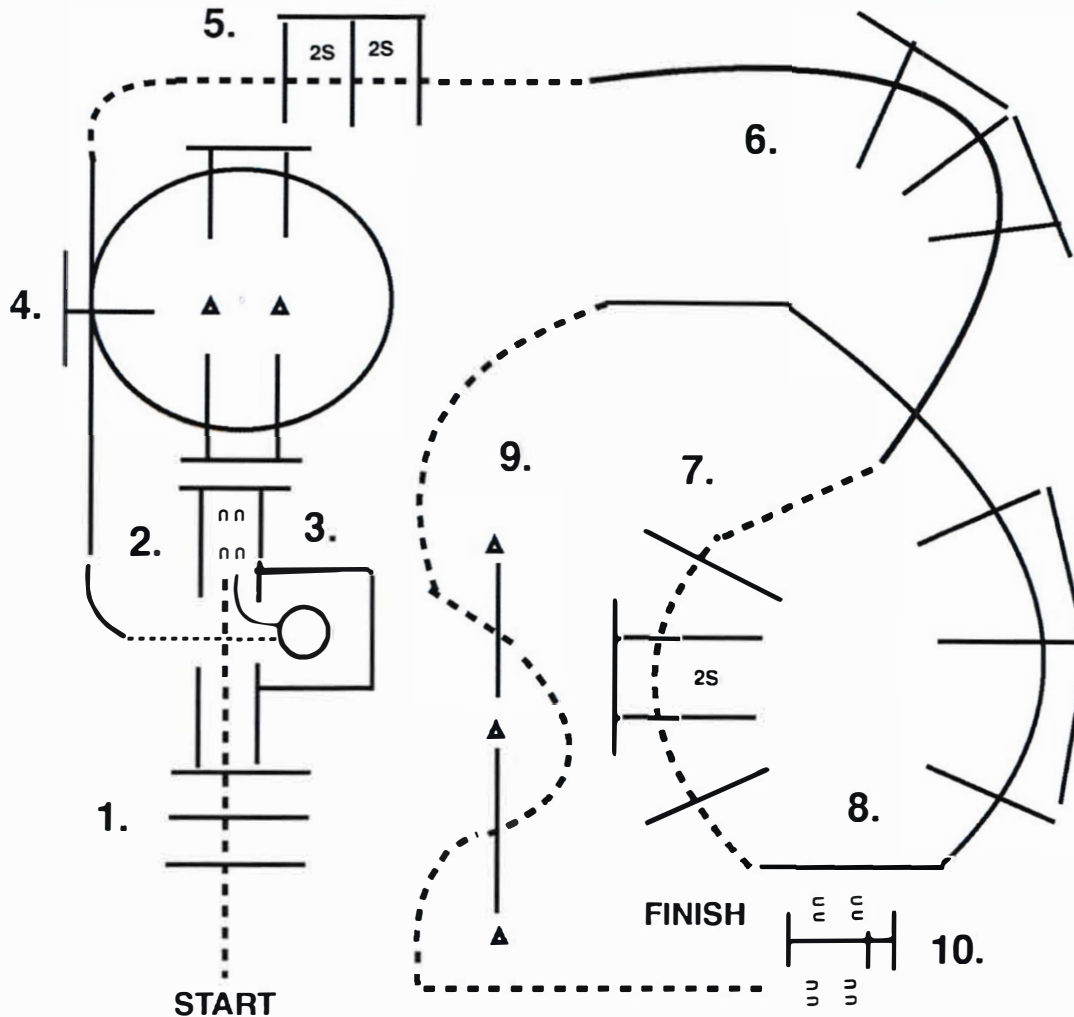
**NQHA**

# AQHA/NQHA First Contest 2019

## Trail (Youth, Amateur)

Show Date: 04-06/07-2019

TIM KIMURA  
COPYRIGHT 2019  
ALL RIGHTS RESERVED



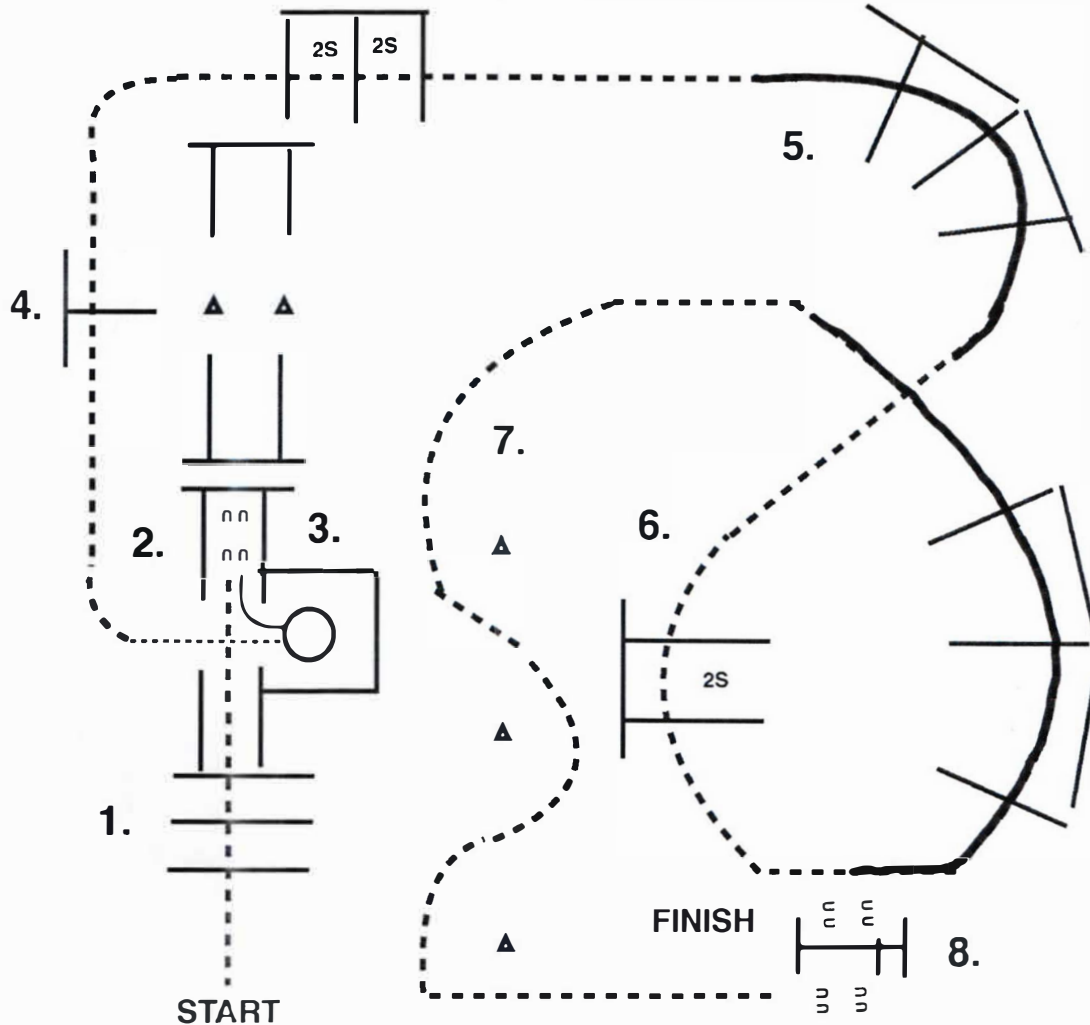
1. JOG OVER POLES, JOG INTO CHUTE.
2. BACK AROUND CORNER INTO BOX.
3. EXECUTE A 360 TURN EITHER WAY, WALK OUT BOX.
4. LOPE OVER POLES (RIGHT LEAD)).
5. BREAK TO THE JOG, JOG OVER POLES.
6. LOPE OVER POLES (RIGHT LEAD).
7. BREAK TO THE JOG, JOG OVER POLES.
8. LOPE OVER POLES (LEFT LEAD).
9. BREAK TO THE JOG, JOG THRU SERPENTINE, JOG OVER POLES.
10. JOG UP TO GATE: LEFT HAND OPEN, WALK THRU AND CLOSE GATE.

# AQHA/NQHA First Contest 2019

## Trail (NQHA, L1 Open, L1 Youth, L1 Amateur)

Show Date: 04-06/07-2019

TIM KIMURA  
COPYRIGHT 2019  
ALL RIGHTS RESERVED



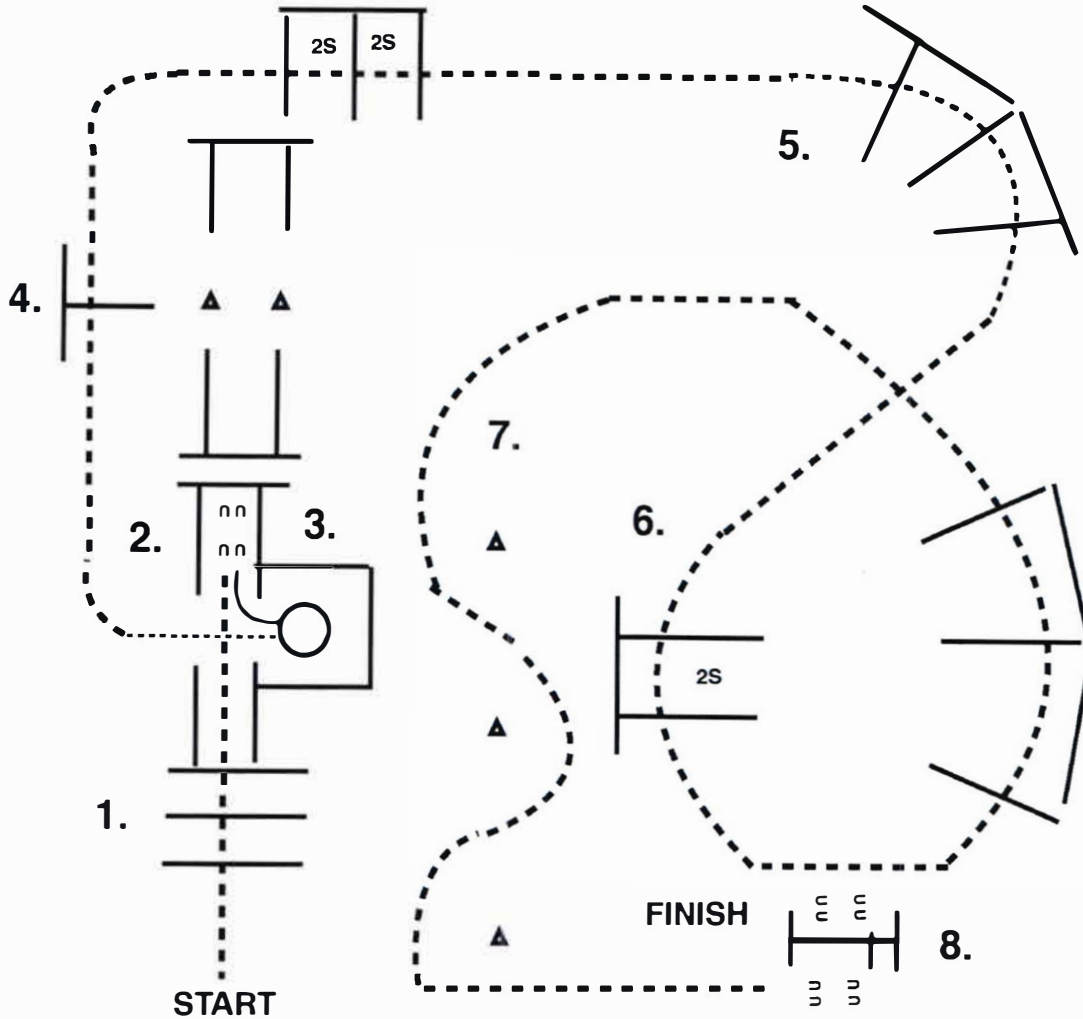
1. JOG OVER POLES, JOG INTO CHUTE.
2. BACK AROUND CORNER INTO BOX.
3. EXECUTE A 360 TURN RIGHT, THEN WALK OUT BOX.
4. JOG OVER POLES.
5. LOPE OVER POLES (RIGHT LEAD), BREAK TO JOG.
6. JOG OVER POLES AND LOPE OVER LEFT LEAD.
7. BREAK TO A JOG, JOG TRHU SERPENTINE.
8. JOG UP TO GATE: LH OPEN, WALK THRU AND CLOSE GATE.

# AQHA/NQHA First Contest 2019

Trail (In hand trail, W&J NQHA, W&J L1 Youth, W&J L1 Amateur)

Show Date: 04-06/07-2019

TIM KIMURA  
COPYRIGHT 2019  
ALL RIGHTS RESERVED



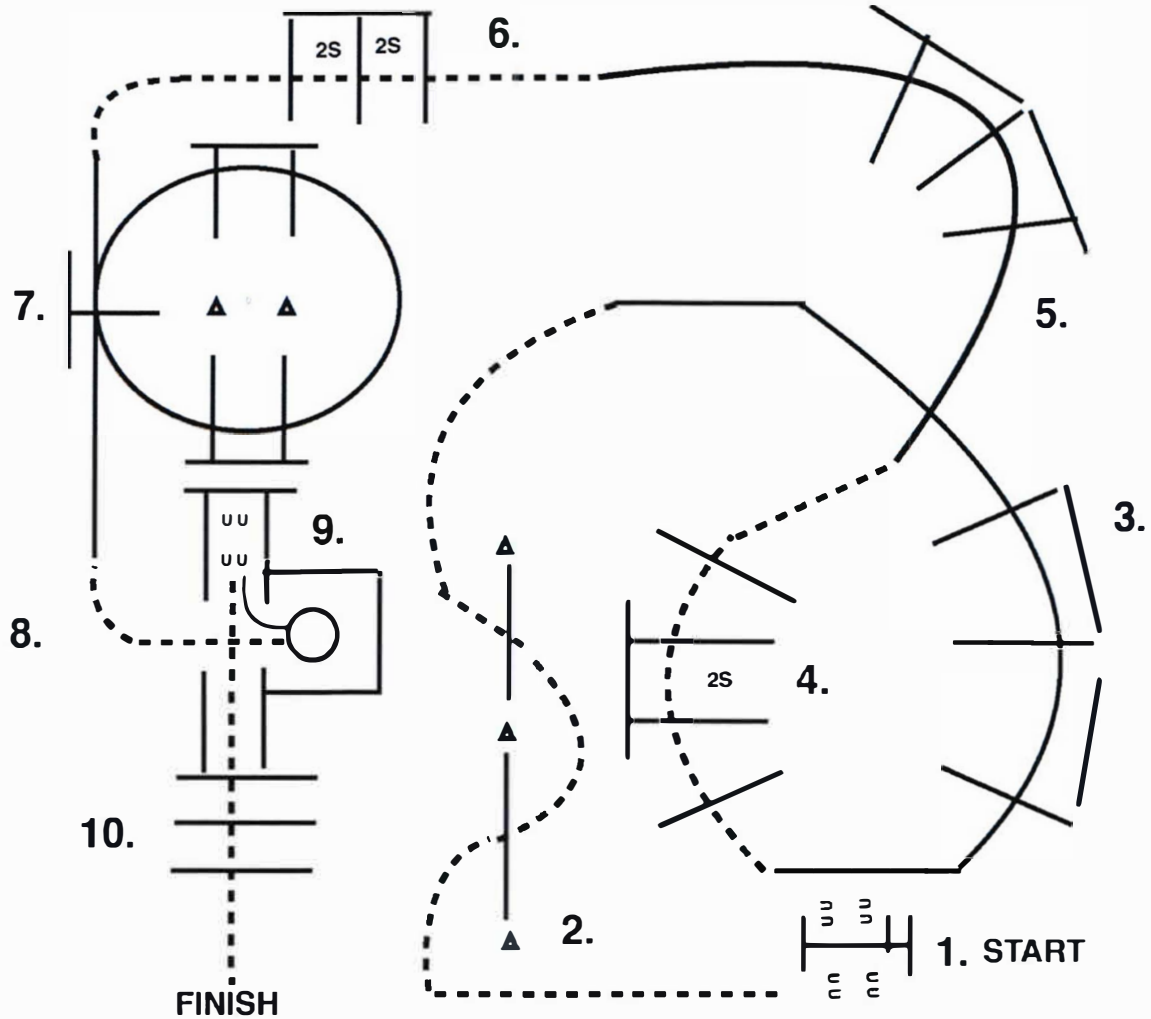
1. JOG OVER POLES, JOG INTO CHUTE.
2. BACK AROUND CORNER INTO BOX.
3. EXECUTE A 360 TURN RIGHT, THEN WALK OUT BOX.
4. JOG OVER POLES.
5. STOP OR BREAK TO THE WALK, WALK OVER POLES.
6. JOG OVER POLES.
7. JOG THRU SERPENTINE.
8. JOG UP TO GATE: LH OPEN, WALK THRU AND CLOSE GATE.

# AQHA/NQHA First Contest 2019

## Trail (Open)

Show Date: 04-06/07-2019

TIM KIMURA  
COPYRIGHT 2019  
ALL RIGHTS RESERVED



1. GATE: RIGHT HAND OPEN, WALK THRU AND CLOSE GATE.
2. YOU MAY WALK FORWARD, THEN JOG THRU SERPENTINE, AND JOG OVER POLES.
3. LOPE OVER POLES (RIGHT LEAD).
4. BREAK TO THE JOG, JOG OVER POLES.
5. LOPE OVER POLES (LEFT LEAD).
6. BREAK TO THE JOG, JOG OVER POLES.
7. LOPE OVER POLES (LEFT LEAD).
8. BREAK TO THE JOG, JOG INTO BOX, EXECUTE A 360 TURN EITHER WAY.
9. BACK OUT BOX, BACK AROUND CORNER.
10. JOG OUT CHUTE, JOG OVER POLES.

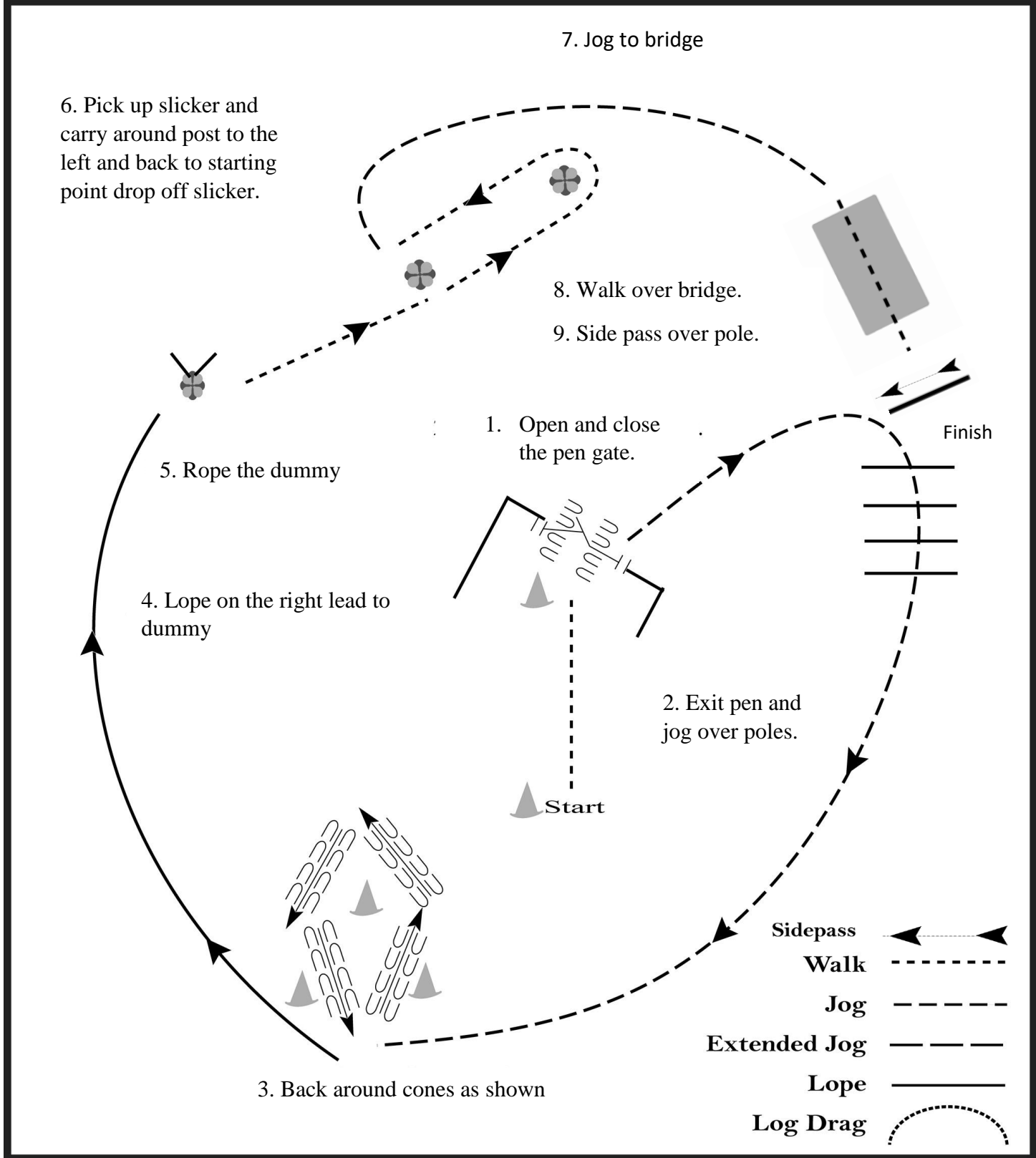
# AQHA/NQHA First Contest 2019

## Ranch Trail (NQHA, Youth, Amateur)

Show Date: 04-06/07-2019

www.HorseShowPatterns.com

www.HorseShowPatterns.com



[RT/2]

Pattern Provided by:

**NQHA**

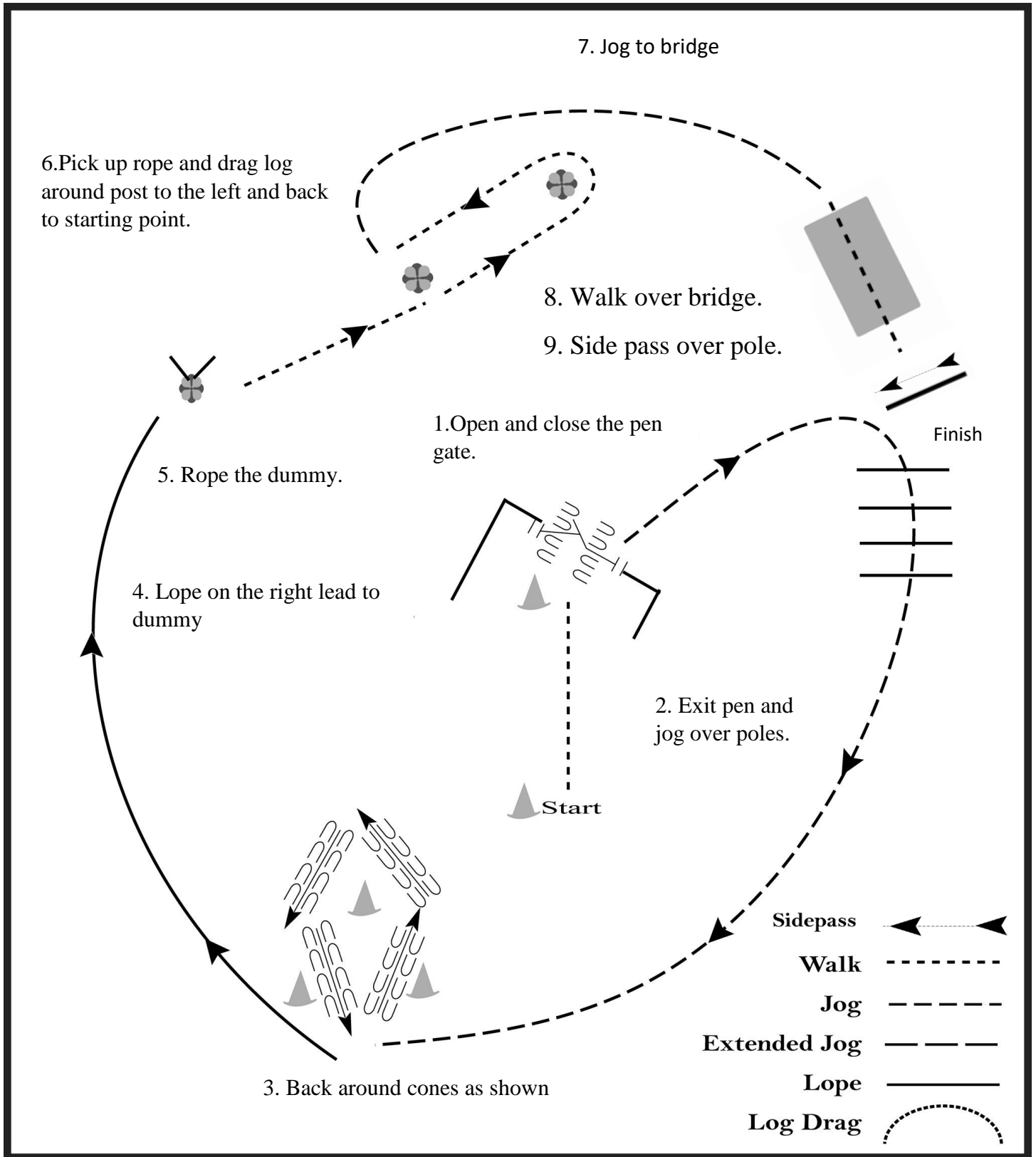
# AQHA/NQHA First Contest 2019

## Ranch Trail (Open)

Show Date: 04-06/07-2019

www.HorseShowPatterns.com

www.HorseShowPatterns.com



[RT/2]

Pattern Provided by:

**NQHA**