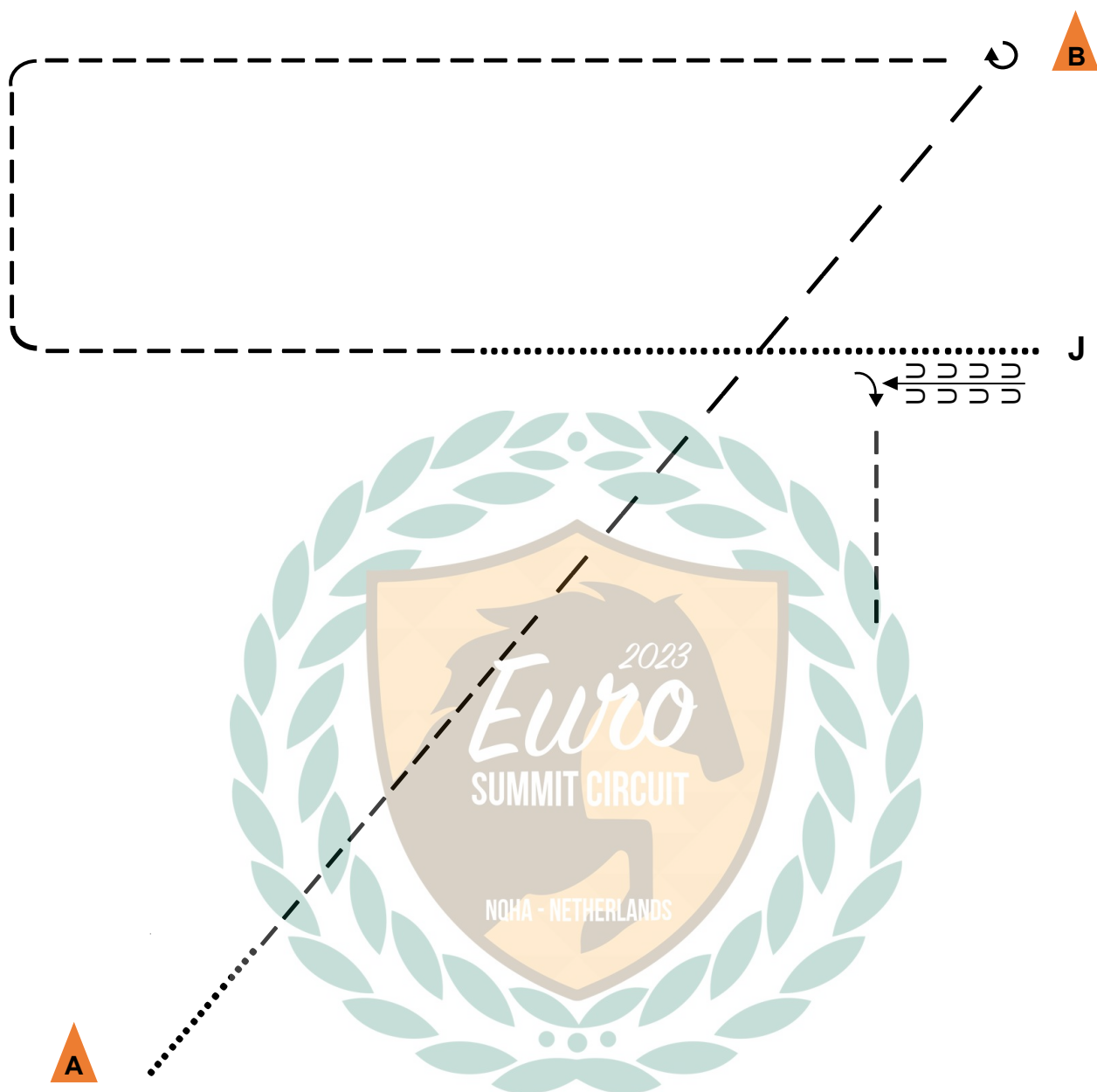


Show 1 – 2 Showmanship At Halter

AQHA/NSBA L1/Novice Amateur & Youth




1. Walk
2. Trot halfway
3. Extended trot to B
4. Stop, perform a 130° turn
5. Trot line and arc
6. Halfway break down to walk to judge and stop
7. Set up
8. Inspection
9. Back up one horse length
10. 45° turn and trot to exit

.....	Walk
-----	Jog
—————	Extended Jog
← ⊃ ⊃ ⊃ ⊃ ⊃ ⊃ ⊃ ⊃	Back

Show 1-2 Showmanship At Halter

AQHA/NSBA Amateur & Youth




1. Walk corner
2. Trot, stop perform a 270 turn
3. Trot
4. Halfway break to walk, walk half circle
5. Trot half circle, trot to judge
6. Setup for inspection
7. Back two horse lengths
8. 360 turn , trot corner
9. Extend trot , stop.
10. Jog to exit

.....	Walk
-----	Jog
— — — — —	Extended Jog
← — — — — — — — — —	Back

Show 3 - 4 Showmanship At Halter

AQHA NSBA L1 / Novice Amateur & Youth




1. Trot , stop
2. 90° turn
3. Trot circle
4. Walk, Walk square corner
5. Stop, set up
6. Inspection
7. When excused, 270° turn
8. Back 2 horse lengths
9. Exit at trot

.....	Walk
-----	Jog
— — — —	Extended Jog
← ㄩ ㄩ ㄩ ㄩ ㄩ ㄩ ㄩ ㄩ	Back

Show 3 - 4 Showmanship At Halter

AQHA NSBA Amateur & Youth

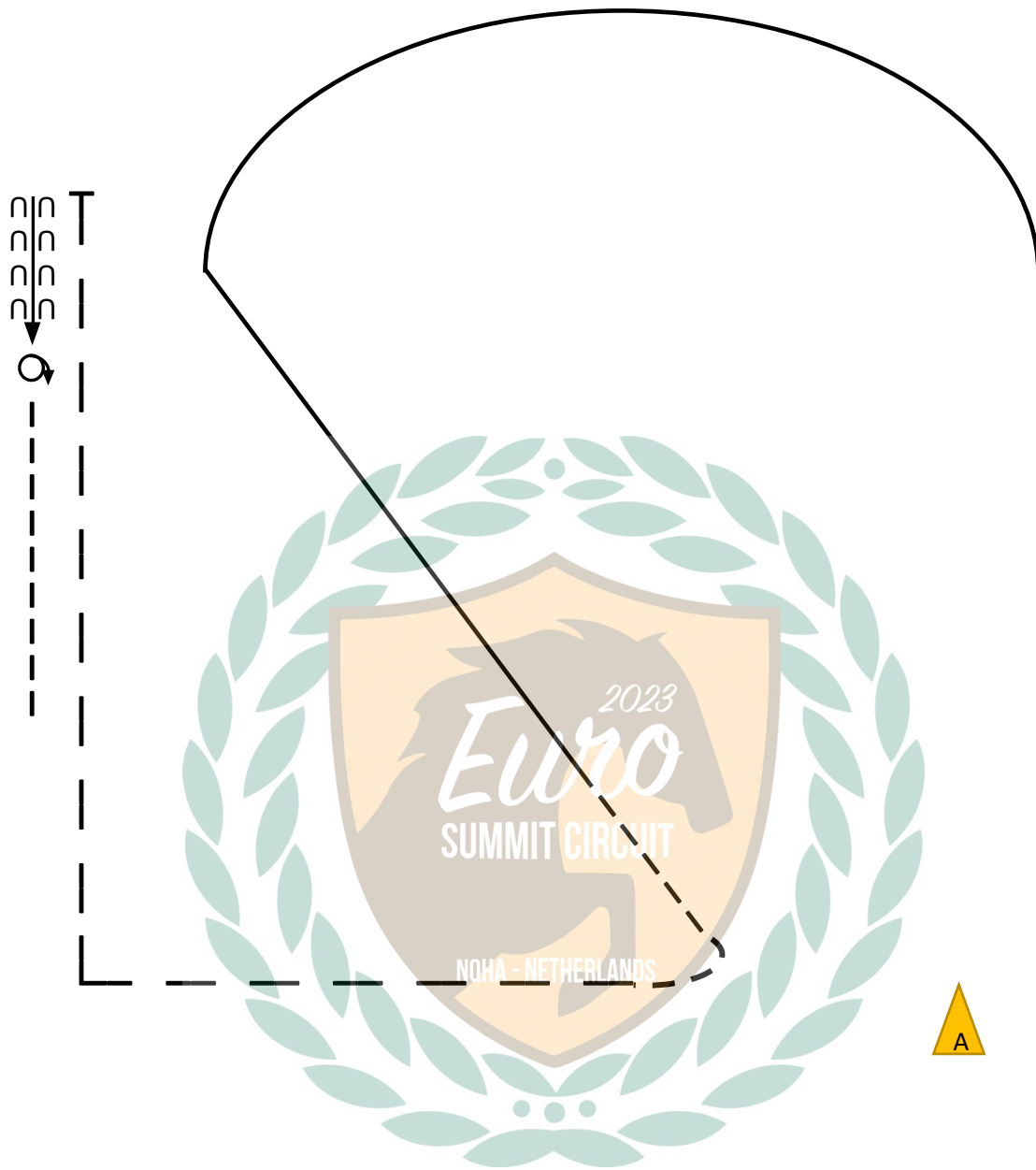


1. Trot 1/3 line
2. Extended trot 2/3 line
3. Stop , 1 ½ turn
4. Trot, stop with the horse's hip in line with the judge
5. Walk
6. Trot around the corner , stop
7. Back corner to judge
8. set-up and inspection
9. When excused 3/4 turn , trot to exit

.....	Walk
-----	Jog
-----	Extended Jog
← ⌞ ⌞ ⌞ ⌞ ⌞ ⌞ ⌞ ⌞	Back

Show 1 – 2 Western Horsemanship

AQHA/NSBA L1/Novice Amateur & Youth

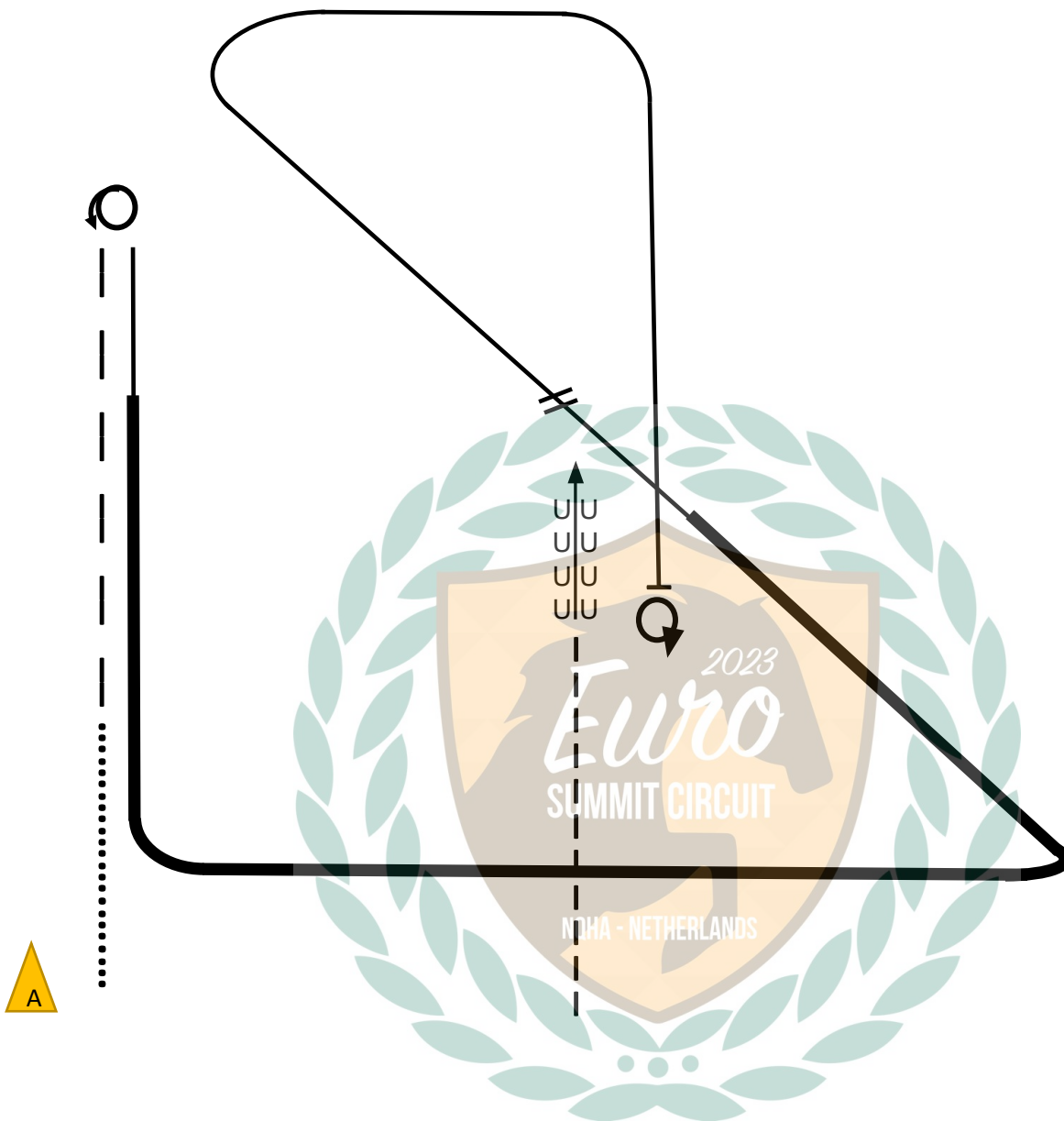


1. Walk one horse length
2. Jog
3. Lope left lead halve circle
4. Jog around corner
5. Extended jog square corner
6. Back one horse length
7. Perform a 1 ½ turn right
8. Jog to exit

.....	Walk
-----	Jog
- - - -	Extended Jog
————	Lope
————	Extended Lope
← 3 3 3 3 3 3 3 3 →	Back

Show 3 - 4 Western Horsemanship

AQHA/NSBA Amateur & Youth




1. Walk two horse lengths
2. Extended Jog, stop
3. Perform a 1 ½ turn left
4. Left lead, building speed down arena, across bottom, and up the diagonal line, collect
5. Change leads (simple or flying)
6. Right lead around top of the arena, down the center line, stop
7. Perform a 1 turn right
8. Back 6 steps
9. Jog to exit

.....	Walk
-----	Jog
- - - - -	Extended Jog
—————	Lope
—————	Extended Lope
← 3 3 3 3 3 3 3 3	Back

Show 3 – 4 Western Horsemanship

AQHA/NSBA L1/Novice Amateur & Youth

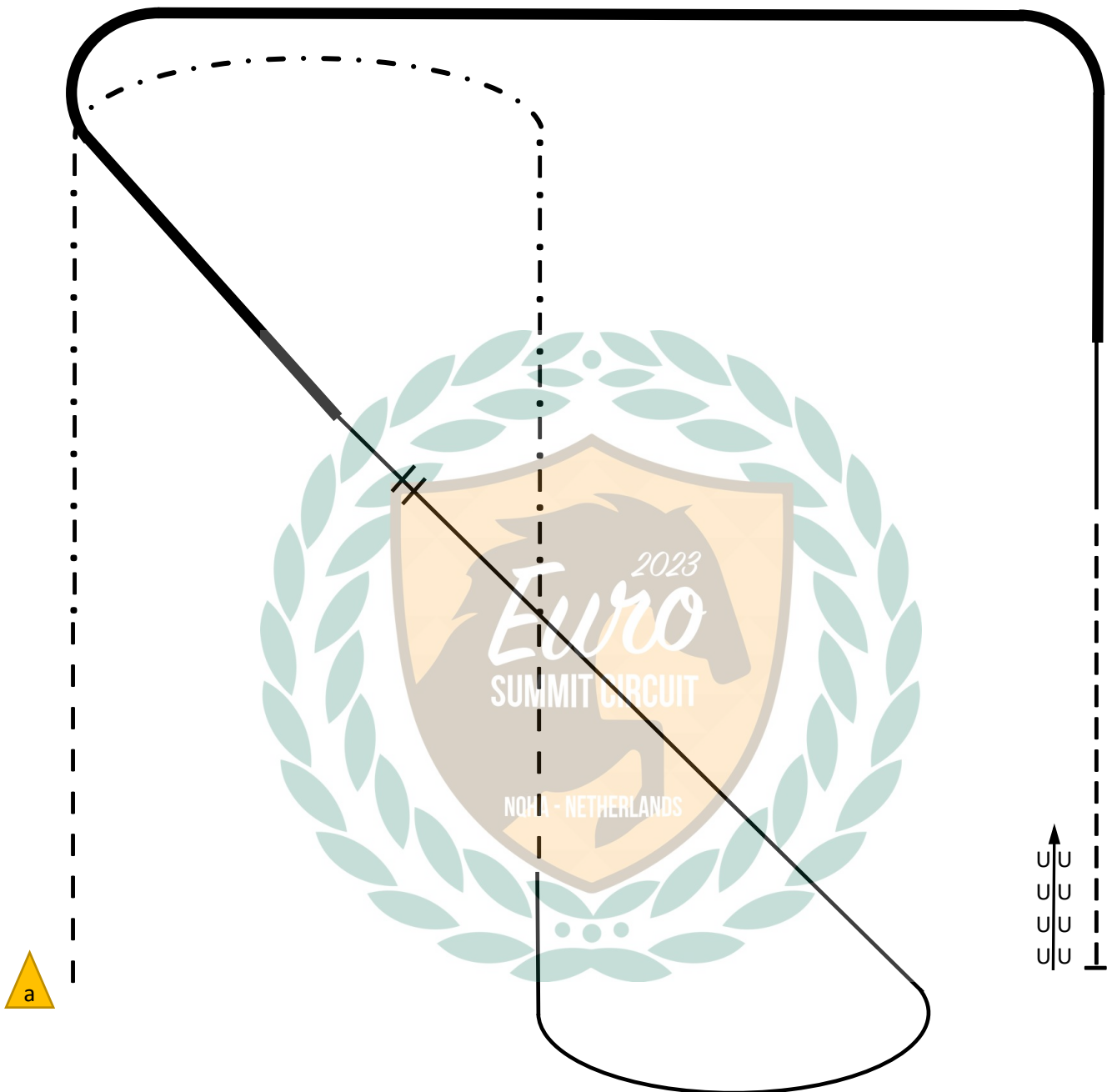


1. Walk one horse length
2. Jog around corner
3. Lope right lead
4. Break to jog around corner
5. Extended jog
6. Left lead around corner
7. Building speed , around corner collect
8. Walk , stop
9. 1 turn to the right
10. Back and jog to exit

.....	Walk
-----	Jog
- - - - -	Extended Jog
—————	Lope
—————	Extended Lope
← ㄣ ㄣ ㄣ ㄣ ㄣ ㄣ ㄣ ㄣ	Back

Show 3 – 4 Hunt Seat Equitation

AQHA/NSBA Amateur , Youth, Select

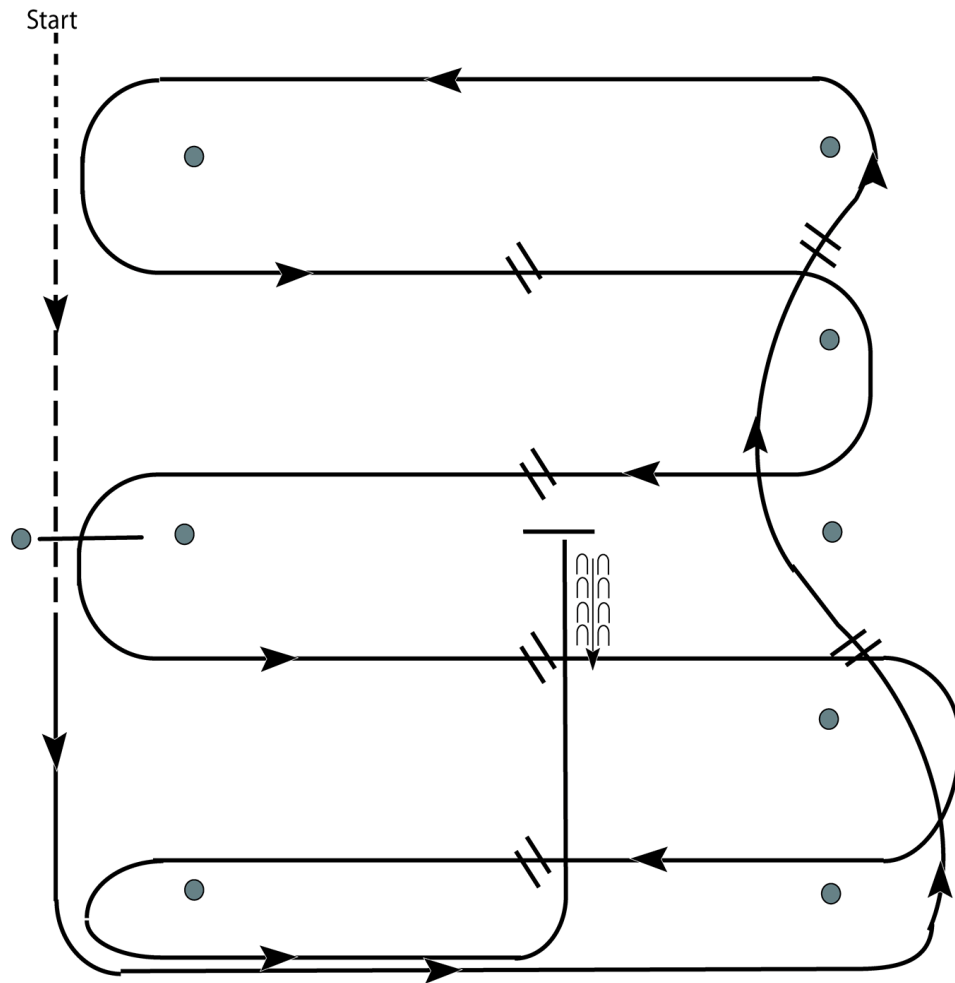


1. Posting trot, left diagonal
2. Two point , around corner at the trot
3. Posting trot right diagonal
4. Left lead canter around bottom of arena and up the diagonal
5. Change leads (simple or flying)
6. On the diagonal , gradually move into a hand gallop, across the top of the arena and down the long side, collect
7. Sitting trot
8. Stop and back.
9. Trot to exit

.....	Walk
----	Trot
- - - -	Extended Jog
·-·-·-·	Two Point Trot
————	Canter
————	Hand Gallop
← → → →	Back

Show 1 - 2 Western Riding

L1/Green Open

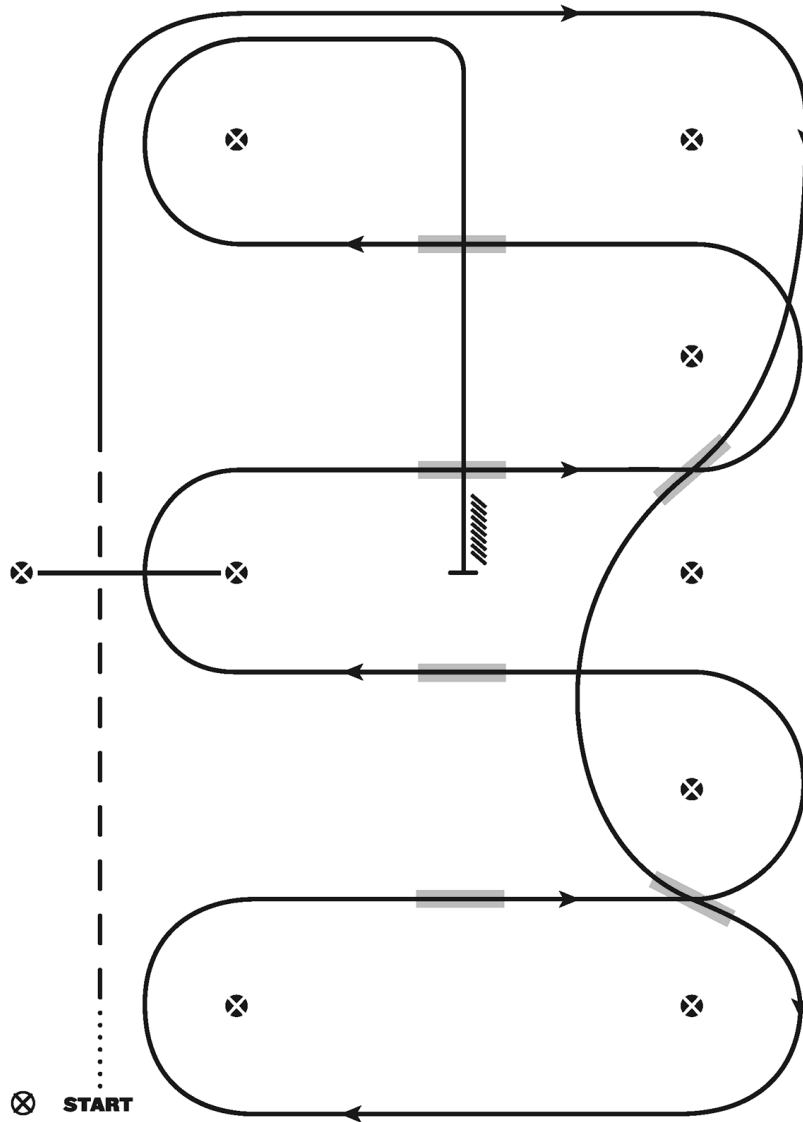


1. Walk at least 15' & jog over log.
2. Transition to left lead and lope around end.
3. First line change.
4. Second line change. Lope around end of arena
5. First crossing change.
6. Second crossing change.
7. Lope over log.
8. Third crossing change.
9. Fourth crossing change.
10. Lope up the center, stop and back.

Show 1 - 2 Western Riding

AQHA/NSBA L1/Novice Amateur , Youth

LEVEL I WESTERN RIDING PATTERN 6



LEGEND

- Walk
- - - - - Jog
- Lope
- /////// Back
- Lead Changing Area

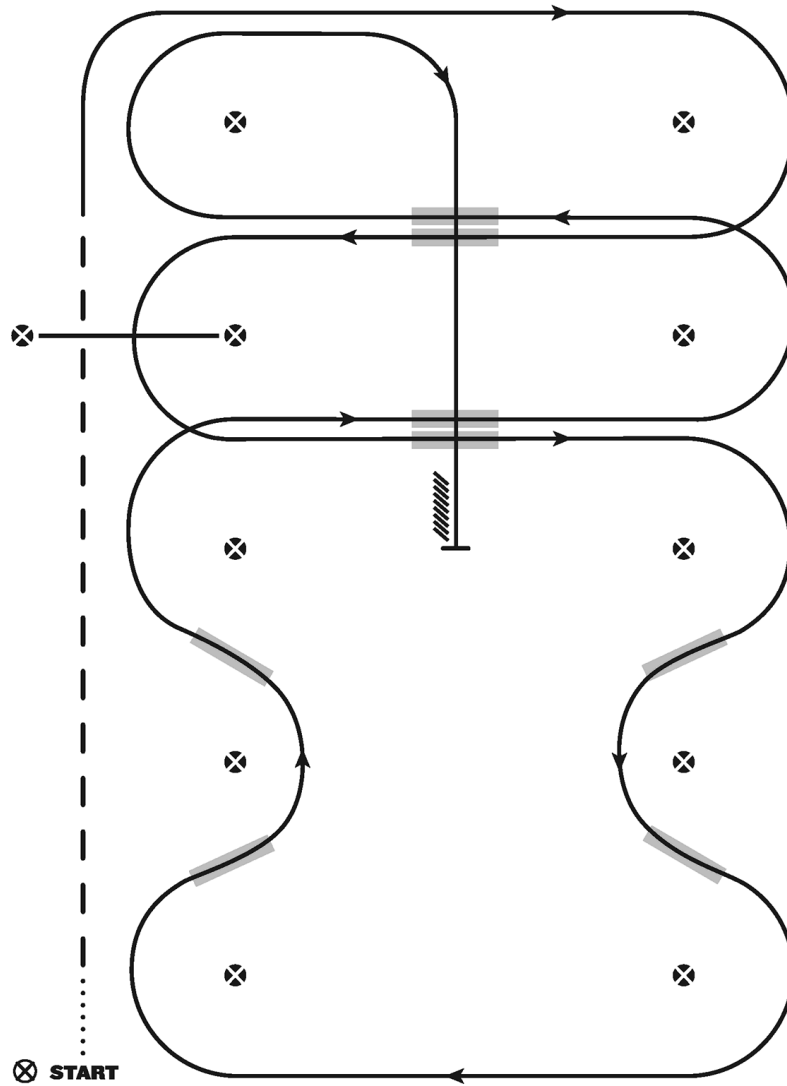
1. Walk at least 15 feet from start cone to the first marker, transition to jog, jog over log.
2. Transition to the lope right lead & lope around end
3. First line change
4. Second line change, lope around the end of arena
5. First crossing change
6. Second crossing change
7. Lope over log
8. Third crossing change
9. Fourth crossing change
10. Lope up the center, stop & back

Revised 06-07-2021

Show 1 - 2 Western Riding

AQHA/NSBA Open All Aged

WESTERN RIDING - PATTERN 8



LEGEND

.....	Walk
- - -	Jog
————	Lope
//////	Back
■	Lead Changing Area

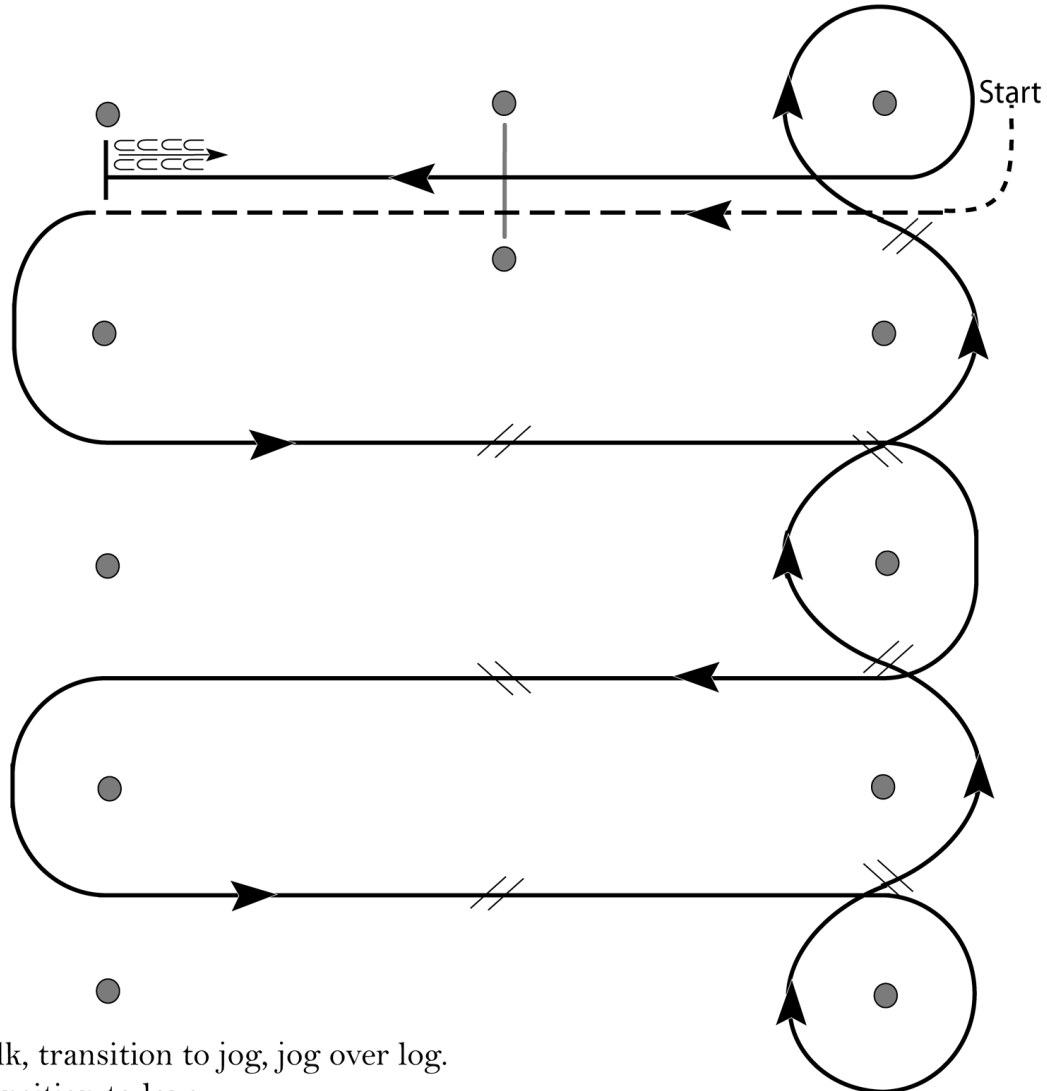
1. Walk at least 15 feet from start cone to the first marker, transition to jog, jog over log.
2. Transition to the lope right lead
3. First crossing change
4. Lope over log
5. Second crossing change
6. First line change
7. Second line change
8. Third line change
9. Fourth line change
10. Third crossing change
11. Fourth crossing change
12. Lope up the center, stop & back

Revised 06-07-2021

[WR/OP-8]

Show 1 - 2 Western Riding

AQHA/NSBA Amateur, Youth, Select

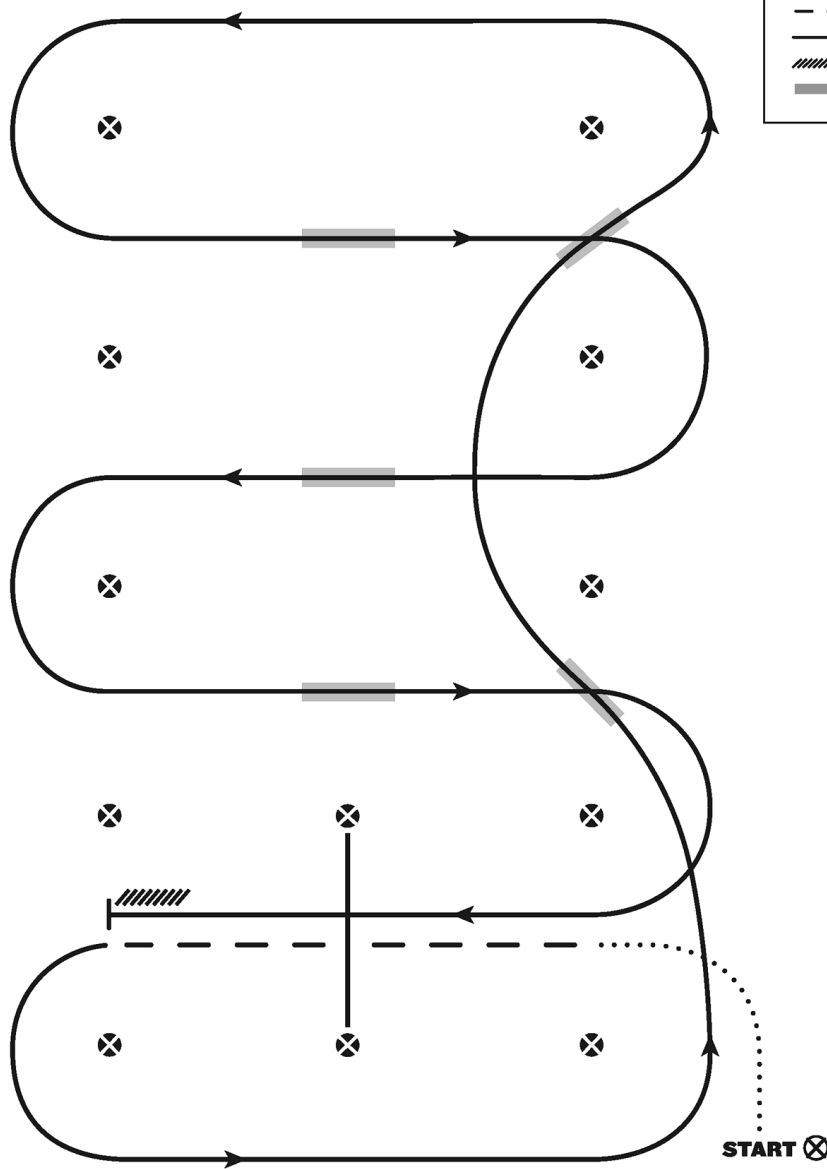


1. Walk, transition to jog, jog over log.
2. Transition to lope.
3. First crossing change.
4. Second crossing change.
5. Third crossing change.
6. Circle and first line change.
7. Second line change.
8. Third line change.
9. Fourth line change and circle.
10. Lope log.
11. Lope, stop and back.

Show 3 - 4 Western Riding

AQHA/NSBA L1/Green Open

LEVEL I WESTERN RIDING PATTERN 9



LEGEND

- Walk
- - - - - Jog
- Lope
- /////// Back
- Lead Changing Area

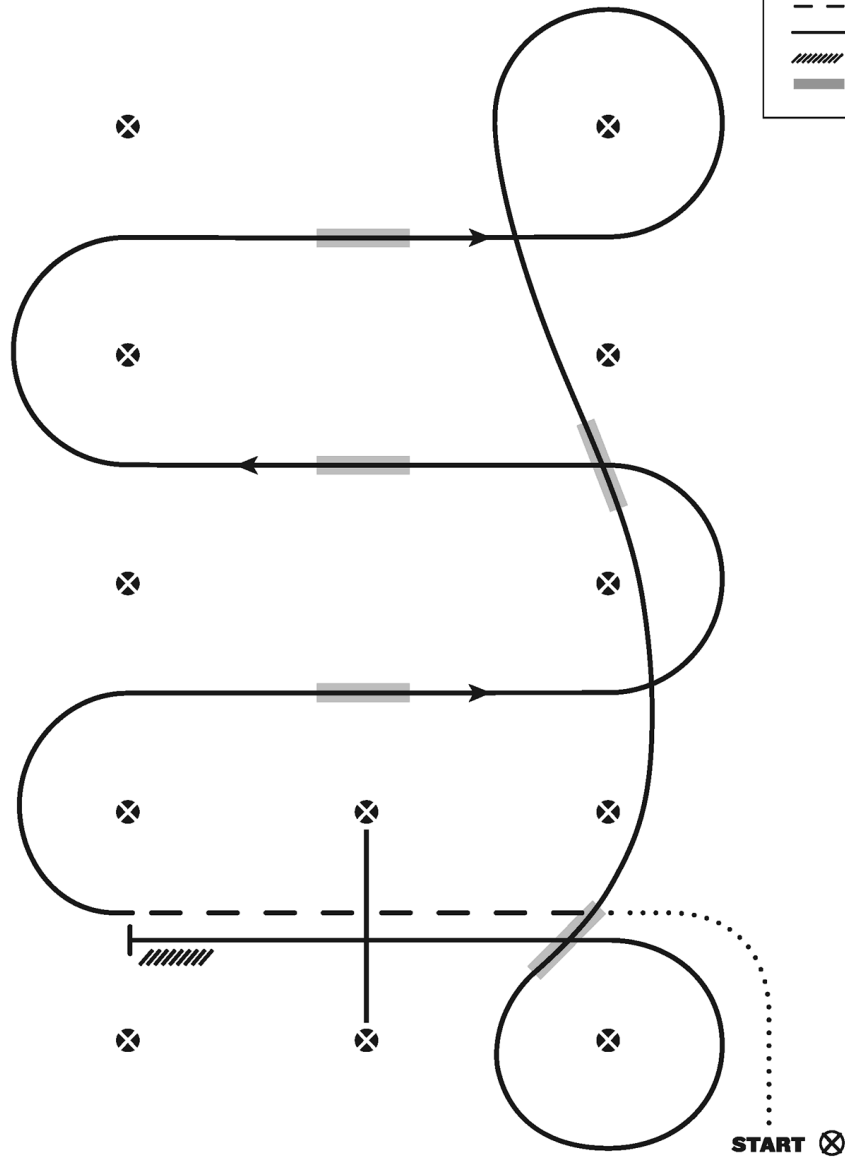
1. Walk at least 15 feet from start cone to the first marker, as drawn, transition to jog, jog over log.
2. Transition to the lope left lead & lope around end
3. First line change
4. Second line change, lope around the end of arena
5. First crossing change
6. Second crossing change
7. Third crossing change
8. Lope over log
9. Lope, stop & back

Revised 06-07-2021

Show 3 - 4 Western Riding

AQHA/NSBA L1/Novice Amateur , Youth

LEVEL I WESTERN RIDING PATTERN 7

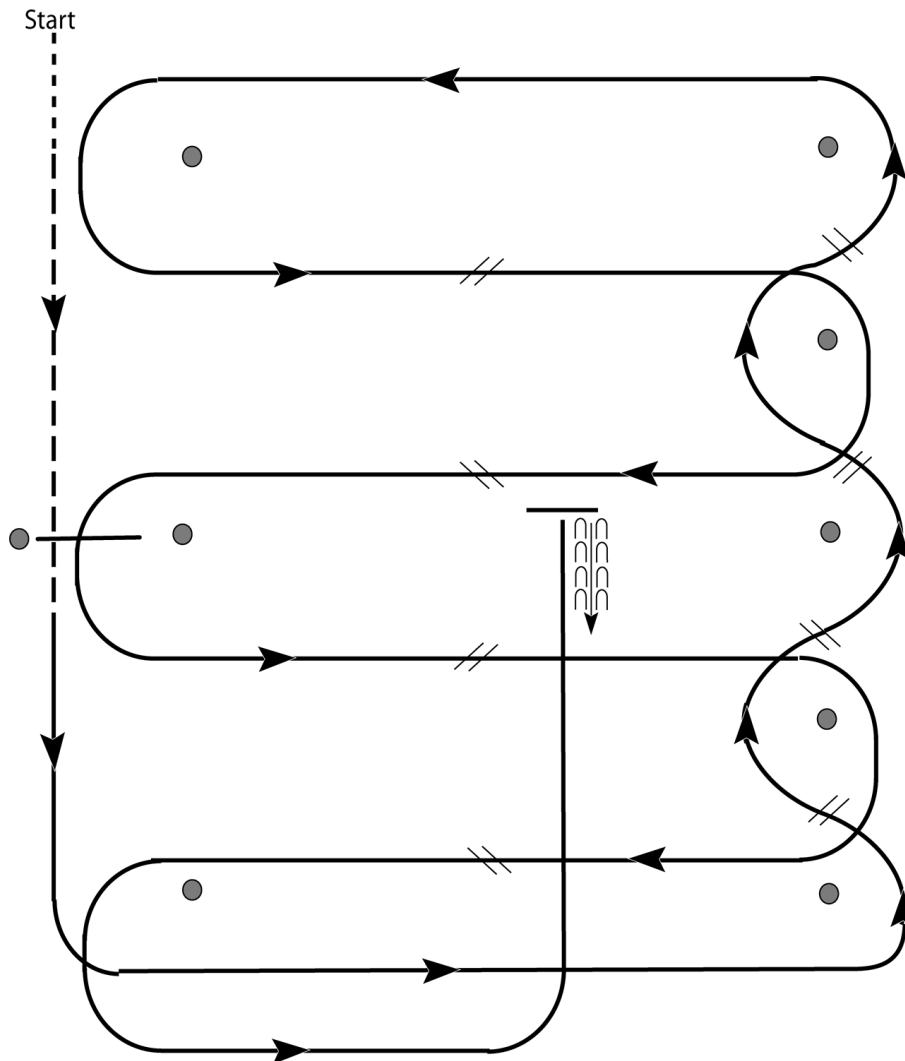


1. Walk at least 15 feet from start cone to the first marker, as drawn, transition to jog, jog over log.
2. Transition to the lope right lead
3. First crossing change
4. Second crossing change
5. Third crossing change
6. Circle & first line change
7. Second line change & circle
8. Lope over log
9. Stop & back

Revised 06-07-2021

Show 3 - 4 Western Riding

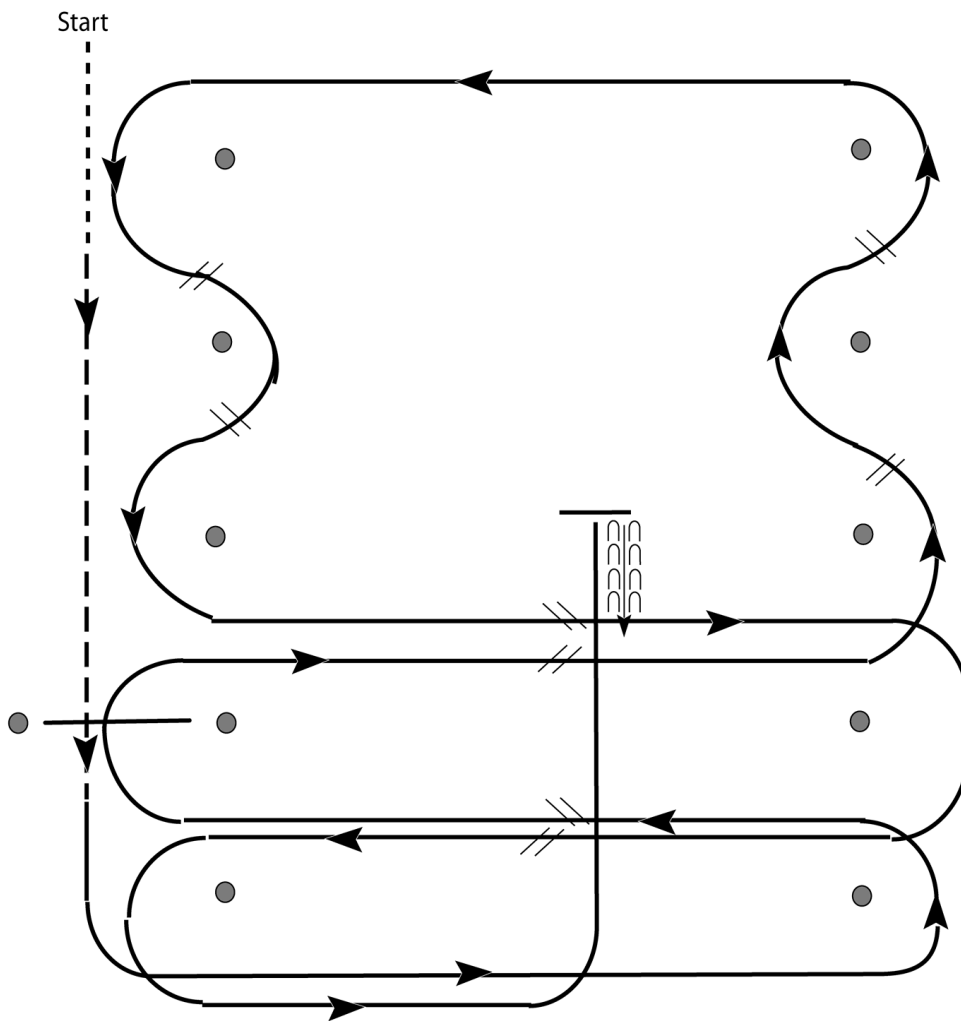
AQHA/NSBA Open All Aged



1. Walk and jog over log.
2. Transition to lope and lope around end.
3. First line change.
4. Second line change.
5. Third line change.
6. Fourth line change and lope around the end of the arena.
7. First crossing change.
8. Second crossing change.
9. Lope over log.
10. Third crossing change.
11. Fourth crossing change.
12. Lope up the center, stop and back.

Show 3 - 4 Western Riding

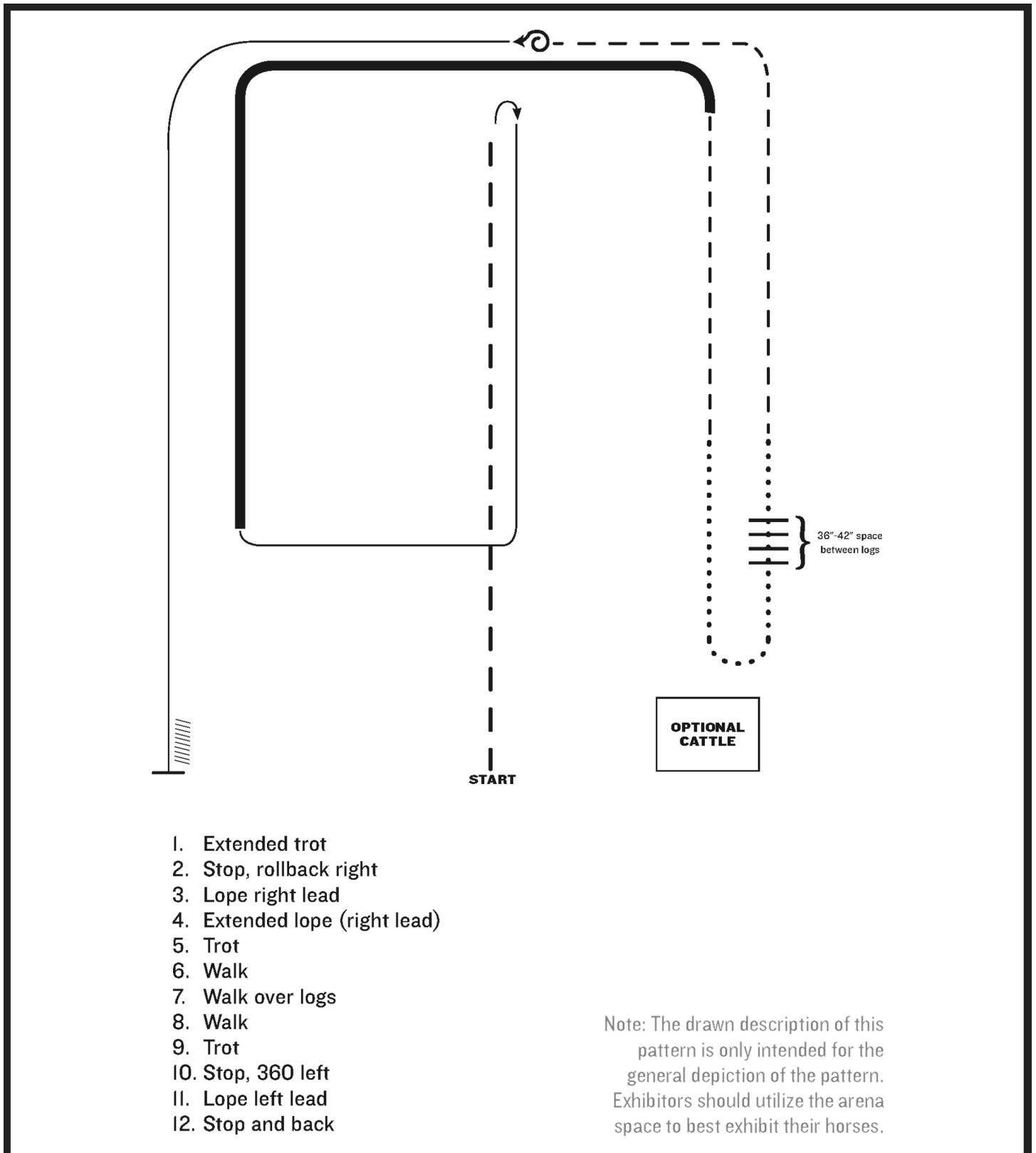
AQHA/NSBA Amateur, Youth, Select



1. Walk, transition to jog, jog over log.
2. Transition to left.
3. First crossing change.
4. Lope over log.
5. Second crossing change.
6. First line change.
7. Second line change.
8. Third line change.
9. Fourth line change.
10. Third crossing change.
11. Fourth crossing change.
12. Lope up the center, stop and back.

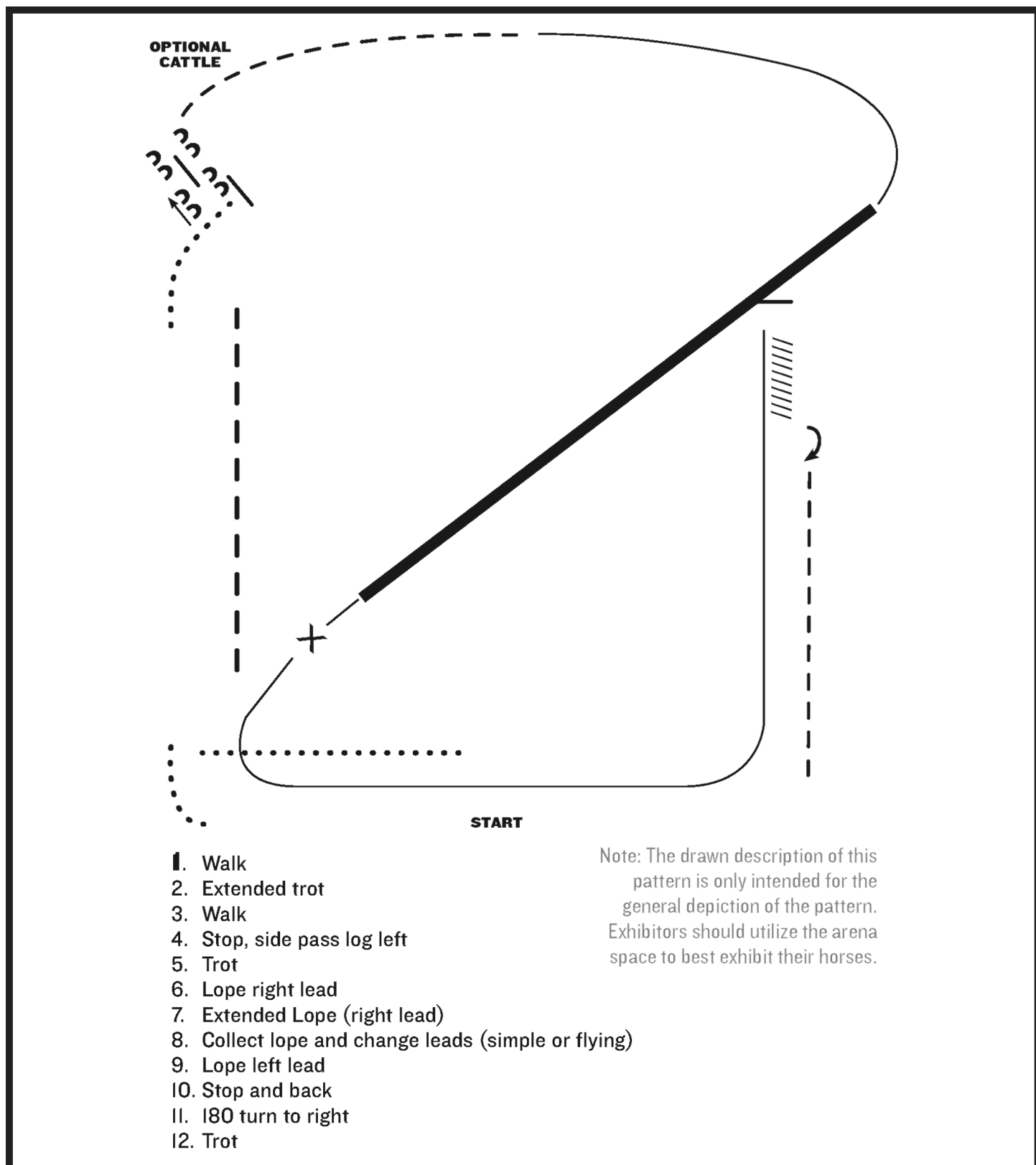
Show 1 - 2 Ranch Riding

AQHA/NSBA L1/Green Open



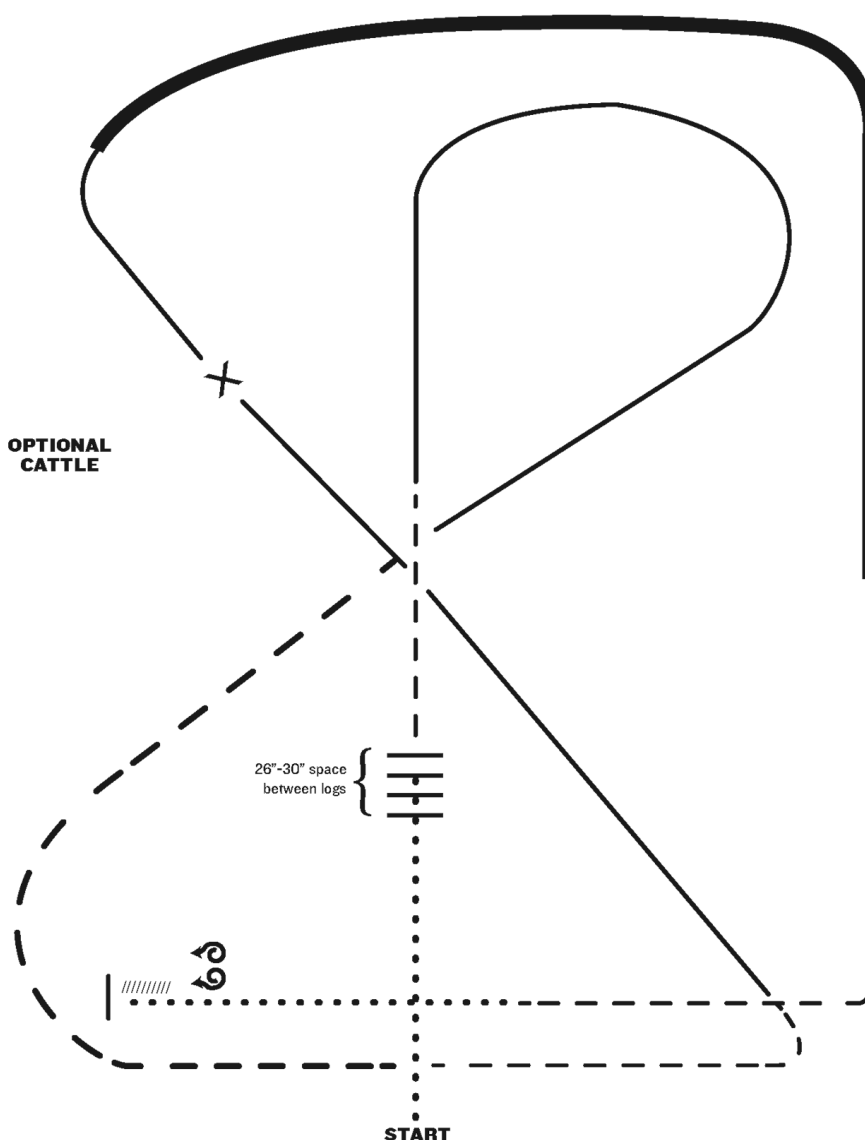
Show 1 - 2 Ranch Riding

AQHA/NSBA L1/Novice Amateur, Youth



Show 1 - 2 Ranch Riding

AQHA/NSBA Open All Aged

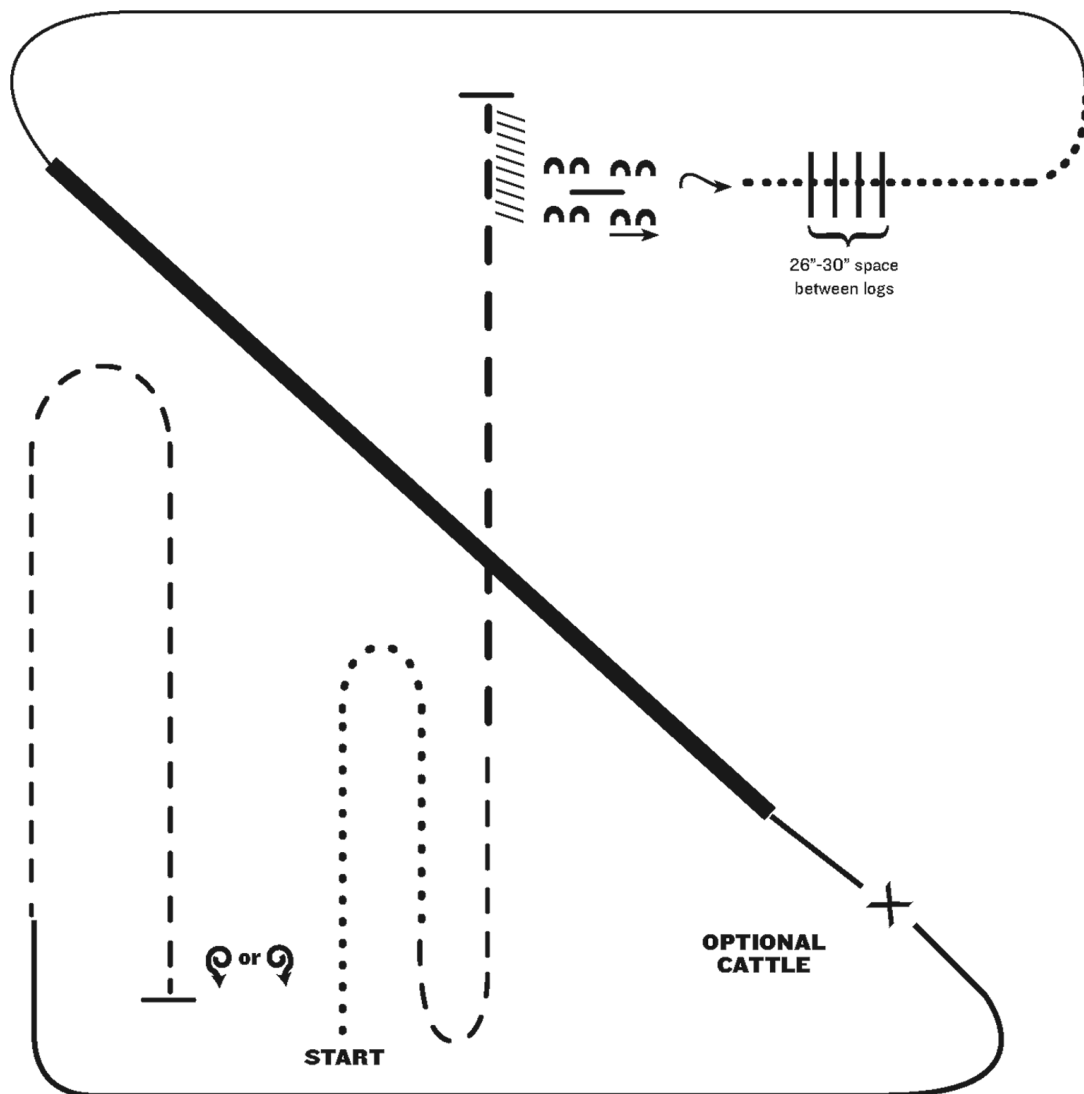


1. Walk
2. Walk over logs
3. Trot
4. Lope right lead
5. Extended trot
6. Trot
7. Lope left lead
8. Change leads (simple or flying)
9. Right lead, extended lope
10. Collect Lope
11. Trot
12. Walk
13. Stop and back
14. 360 degree turn each direction (either direction 1st) (L-R or R-L)

Note: The drawn description of this pattern is only intended for the general depiction of the pattern. Exhibitors should utilize the arena space to best exhibit their horses.

Show 1 - 2 Ranch Riding

AQHA/NSBA Amateur, Youth, Select

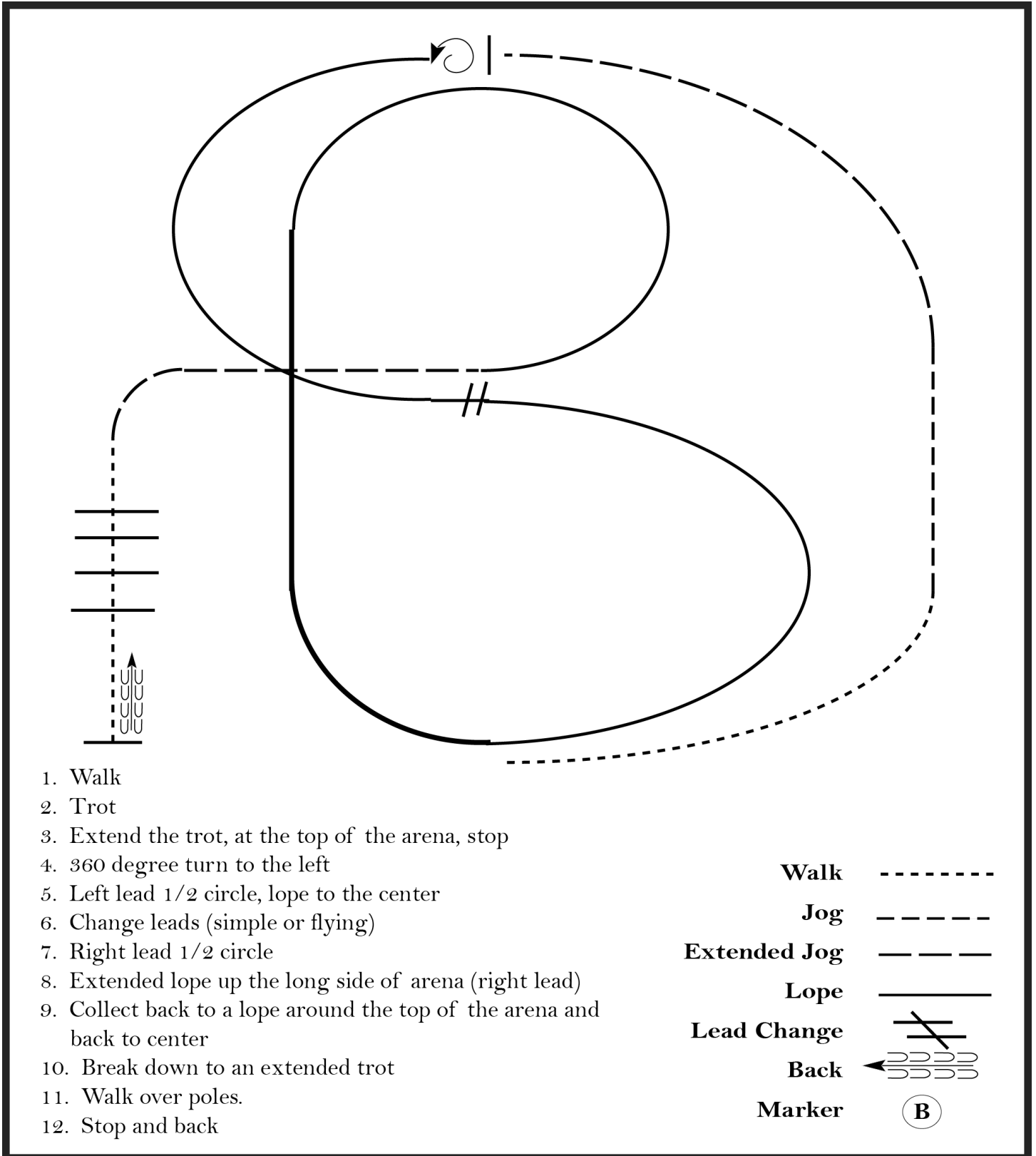


1. Walk
2. Trot
3. Extended trot
4. Stop and back
5. Side pass over log right
6. 1/4 turn right, walk over logs
7. Walk
8. Lope left lead
9. Extended lope (left lead)
10. Collect lope, change leads (simple or flying)
11. Lope right lead
12. Trot
13. Stop, one 360 degree turn either direction

Note: The drawn description of this pattern is only intended for the general depiction of the pattern. Exhibitors should utilize the arena space to best exhibit their horses.

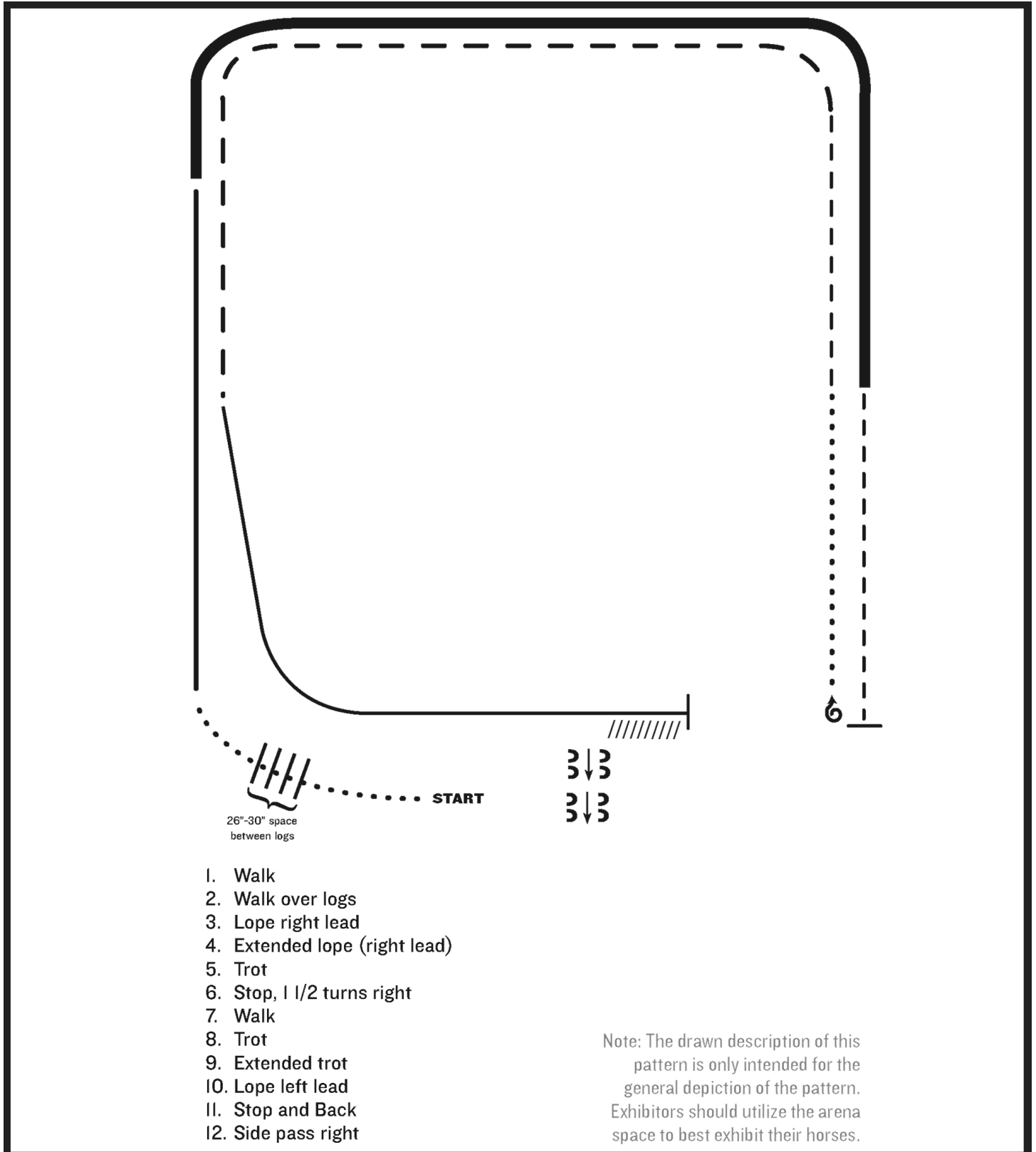
Show 3 - 4 Ranch Riding

AQHA/NSBA L1/Green Open



Show 3 - 4 Ranch Riding

AQHA/NSBA L1/Novice Amateur , Youth



Show 3 - 4 Ranch Riding

AQHA/NSBA Open All Aged

