

Patternübersicht

Jungpferde

Basis 4j	Pattern 3
Basis 5j	Pattern 4
Trail 4j	Pattern 4
Trail 5j	Pattern 5
Reining 4j	Pattern 1
Reining 5j	Pattern 1

Western Riding

LK 1 A Senior	Pattern 1
LK 2 A Senior	Pattern 1
LK 1/2 Junior	Pattern 6
LK 3	Pattern 6
LK 2/1 Q	Pattern 8

Senior Superhorse

LK 1/2	Pattern 1
LK 2/1 Q	Pattern 3

YOUNGSTARS

Reining	Pattern 8
Challenge	Pattern 1

Reining

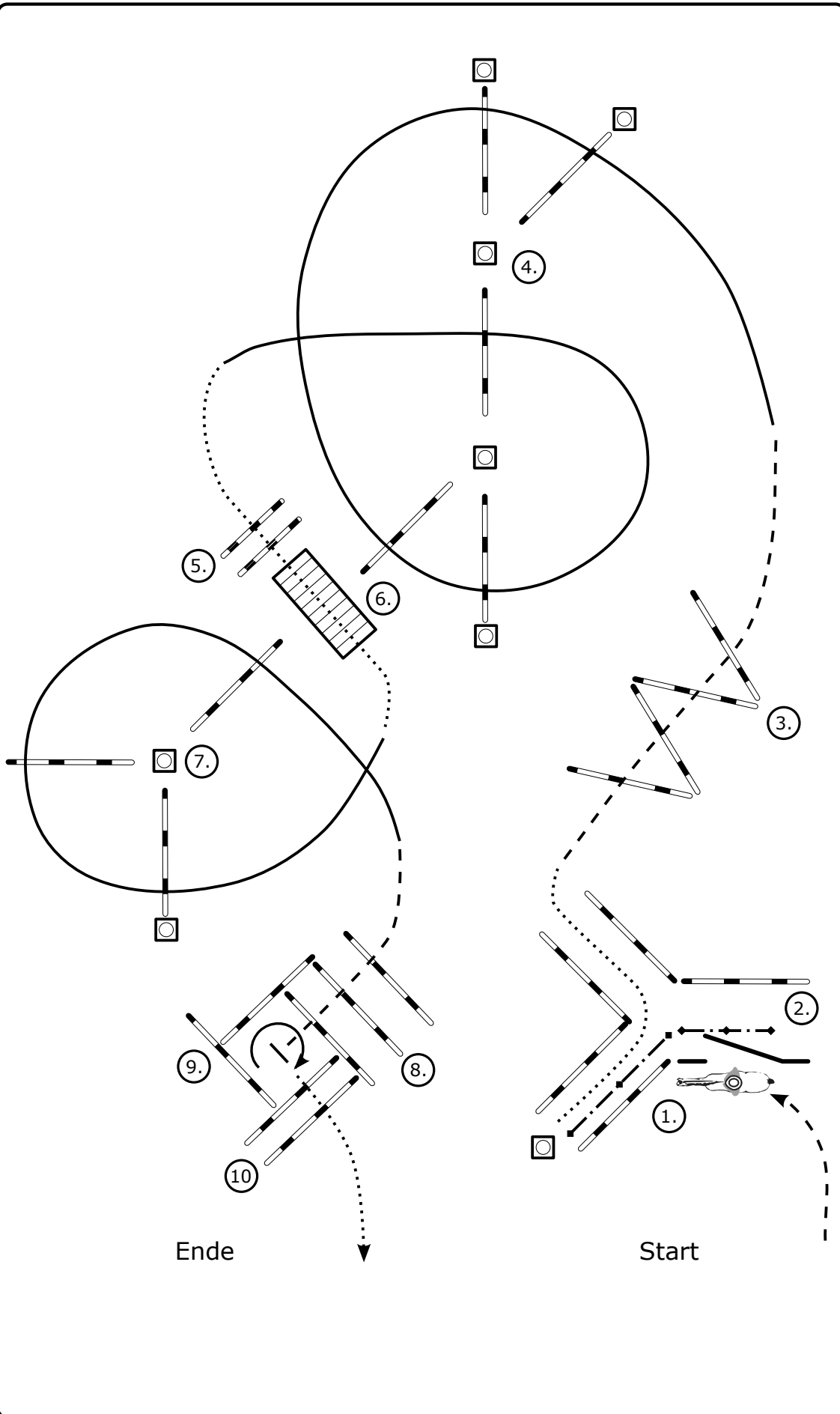
LK 1/2 Junior	Pattern 5
LK 1	Pattern 4
LK 2	Pattern 6
LK 3	Pattern 11
LK 4	Pattern 14
LK 2/1 Q Junior	Pattern 11
LK 2/1 A-Q Senior	Pattern 8
LK 2/1 B-Q	Pattern 11

Ranch Riding

LK 1/2 Junior	Pattern 4
LK 1 A Senior	Pattern 2
LK 2 A Senior	Pattern 2
LK 1/2 B	Pattern 2
LK 3	Pattern 3
LK 4 A	Pattern 3
LK 4 B	Pattern 3
LK 5	Pattern 3
LK 2/1 Q Junior	Pattern 2
LK 2/1 A-Q Senior	Pattern 4
LK 2/1 B-Q	Pattern 4



Trail Horse LK 1 A / LK 2 A



1. Gate (RH)
2. Back Up
3. Jog Overs
4. Lope (LL) Overs
5. Walk Overs
6. Bridge
7. Lope (RL) Overs
8. Jog Overs
9. 270° Turn (R)
10. Walk Overs

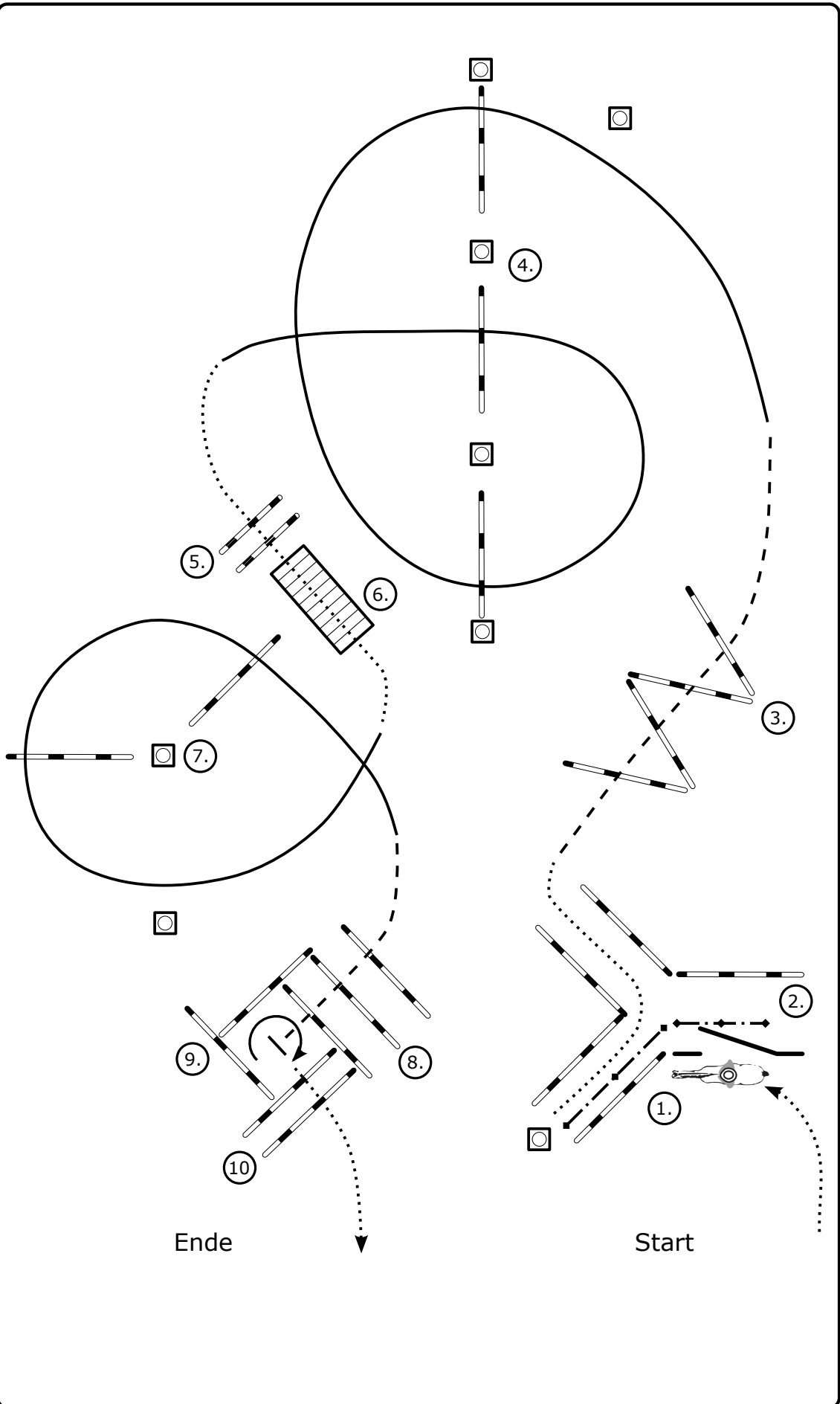
LH = Left Hand
 RH = Right Hand
 LL = Left Lead
 RL = Right Lead

- Walk
- - - - - Jog
- Lope
- ◄ - - - - ► Backup
- no> Sidepass
- X — Lead Change

Ende

Start

Trail Horse LK 1-3 B

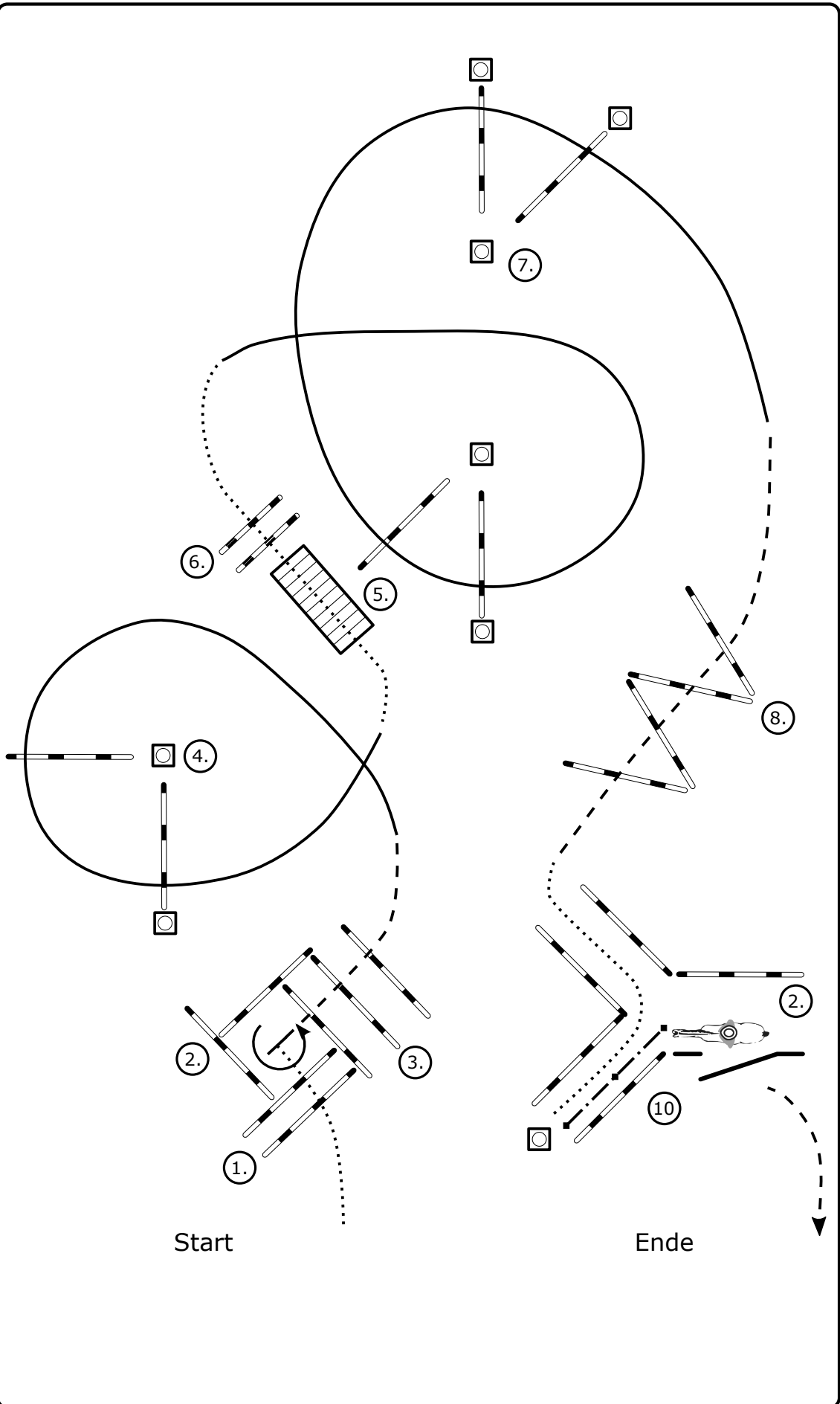


1. Gate (RH)
2. Back Up
3. Jog Overs
4. Lope (LL) Overs
5. Walk Overs
6. Bridge
7. Lope (RL) Overs
8. Jog Overs
9. 270° Turn (R)
10. Walk Overs

LH = Left Hand
 RH = Right Hand
 LL = Left Lead
 RL = Right Lead

- Walk
- - - - - Jog
- Lope
- ◆-◆-◆-◆ Backup
- Sidepass
- X — Lead Change

Trail Horse LK 1/2 Junior

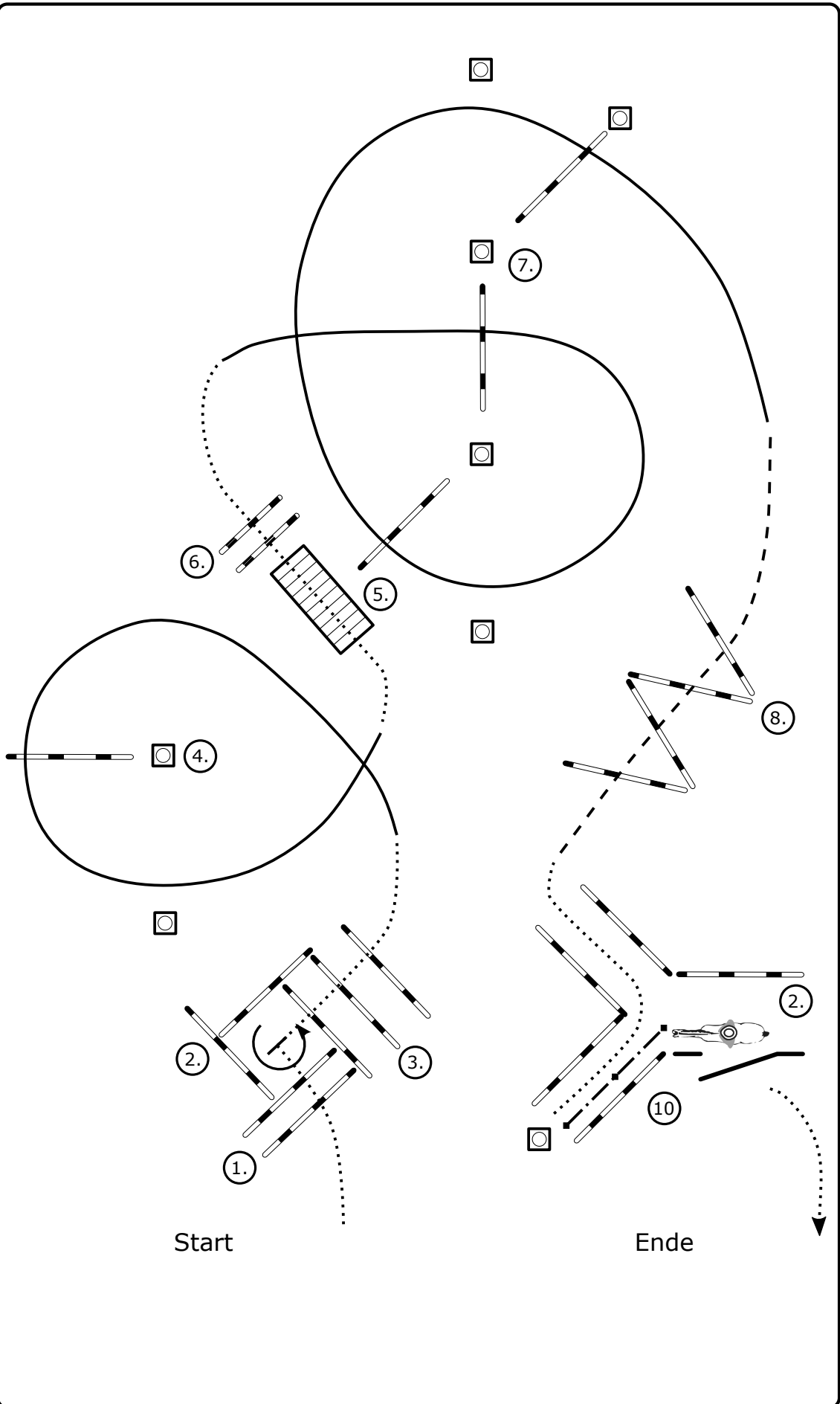


1. Walk Overs
2. 270° Turn (L)
3. Jog Overs
4. Lope (LL) Overs
5. Bridge
6. Walk Overs
7. Lope (RL) Overs
8. Jog Overs
9. Back Up
10. Gate (LH)

LH = Left Hand
 RH = Right Hand
 LL = Left Lead
 RL = Right Lead

- Walk
- - - - - Jog
- Lope
- ◄ - - - - ► Backup
- on> Sidepass
- X — Lead Change

Trail Horse LK 3 A

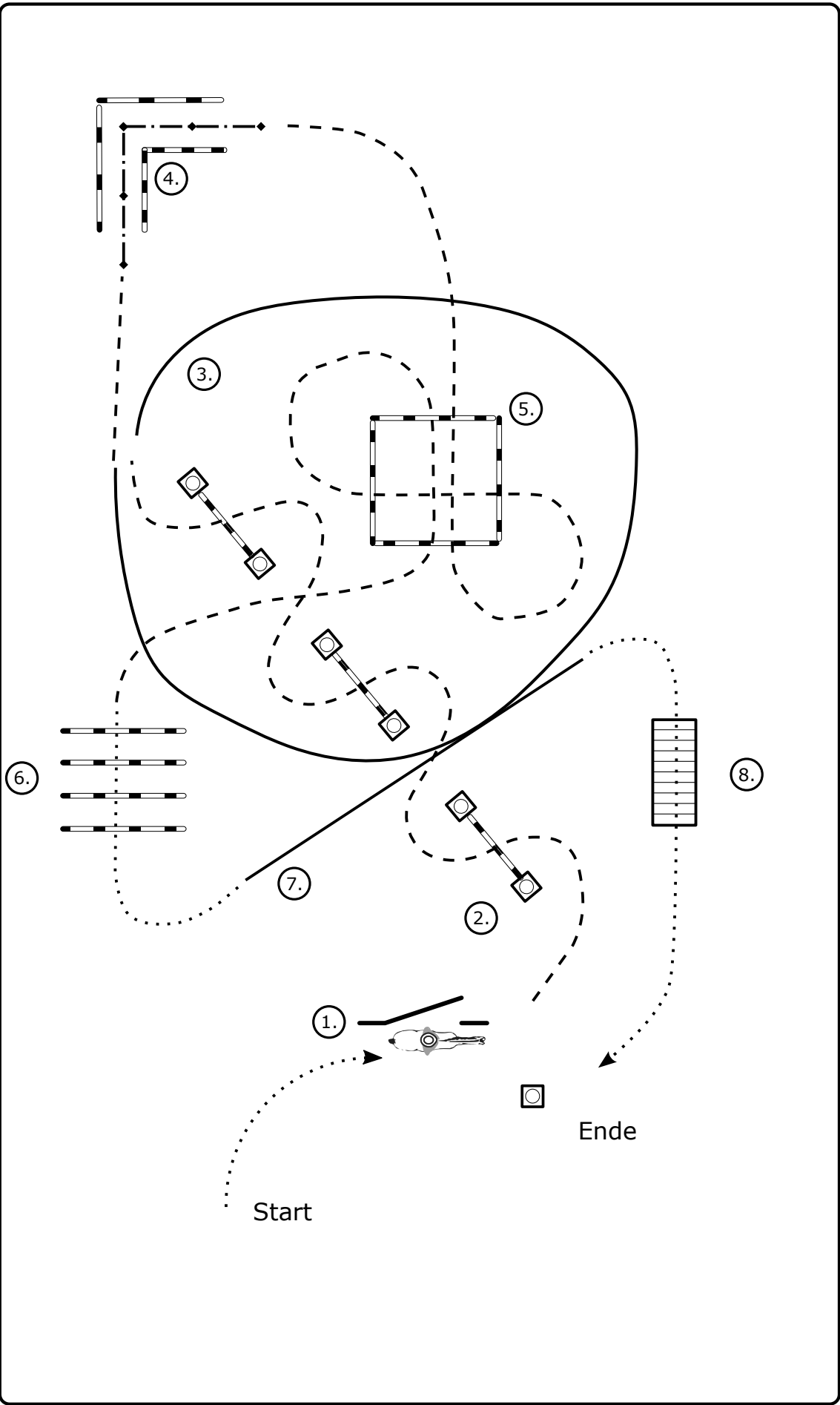


1. Walk Overs
2. 270° Turn (L)
3. Jog Overs
4. Lope (LL) Over
5. Bridge
6. Walk Overs
7. Lope (RL) Overs
8. Jog Overs
9. Back Up
10. Gate (LH)

LH = Left Hand
 RH = Right Hand
 LL = Left Lead
 RL = Right Lead

- Walk
- - - - - Jog
- Lope
- ◄ - - - - ► Backup
- no> Sidepass
- X — Lead Change

Trail Horse LK 4 A / LK 4 B

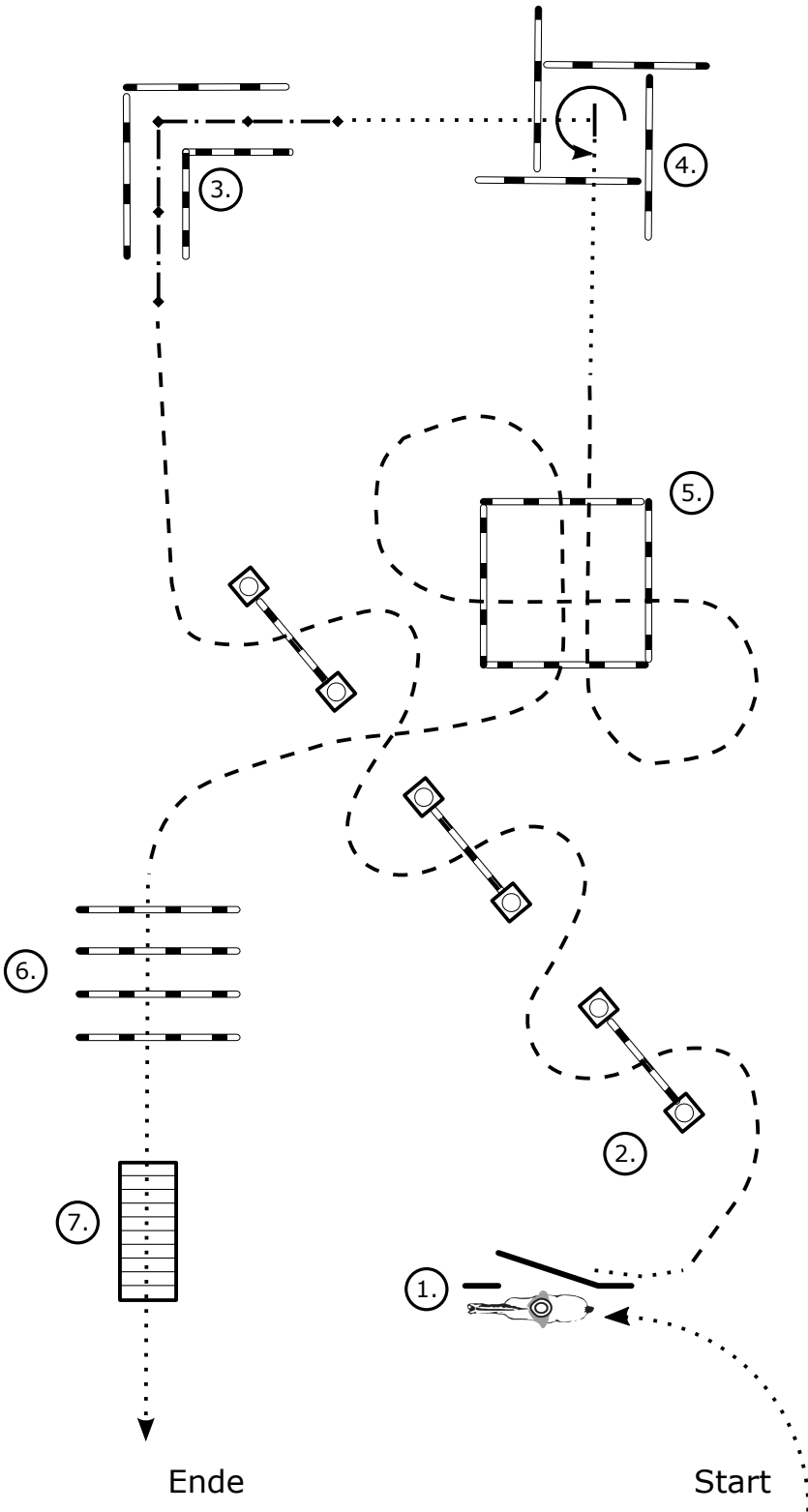


1. Gate (LH)
2. Jog Overs
3. Lope (RL)
4. Back Up
5. Jog Overs
6. Walk Overs
7. Lope (LL)
8. Bridge

LH = Left Hand
 RH = Right Hand
 LL = Left Lead
 RL = Right Lead

- Walk
- - - - - Jog
- Lope
- ◄- - - - - Backup
- on> Sidepass
- X ————— Lead Change

Trail Horse Walk/Trot Jugend

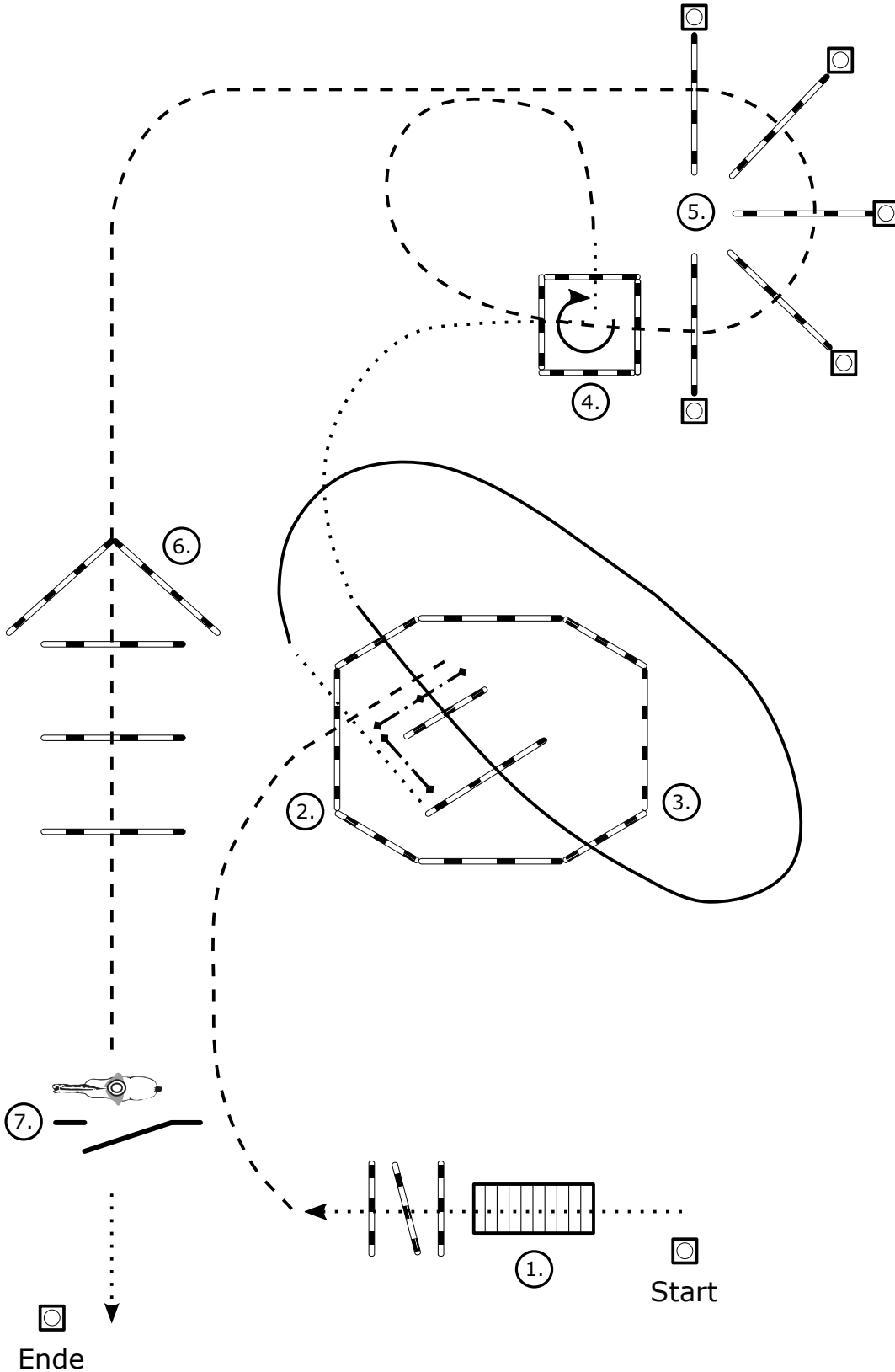


1. Gate (RH)
2. Jog Overs
3. Back Up
4. 270° Turn (L)
5. Jog Overs
6. Walk Overs
7. Bridge

LH = Left Hand
 RH = Right Hand
 LL = Left Lead
 RL = Right Lead

- Walk
- - - - - Jog
- Lope
- ◄- - - - - Backup
- on> Sidepass
- X — Lead Change

Trail Horse LK 2/1 Q Junior

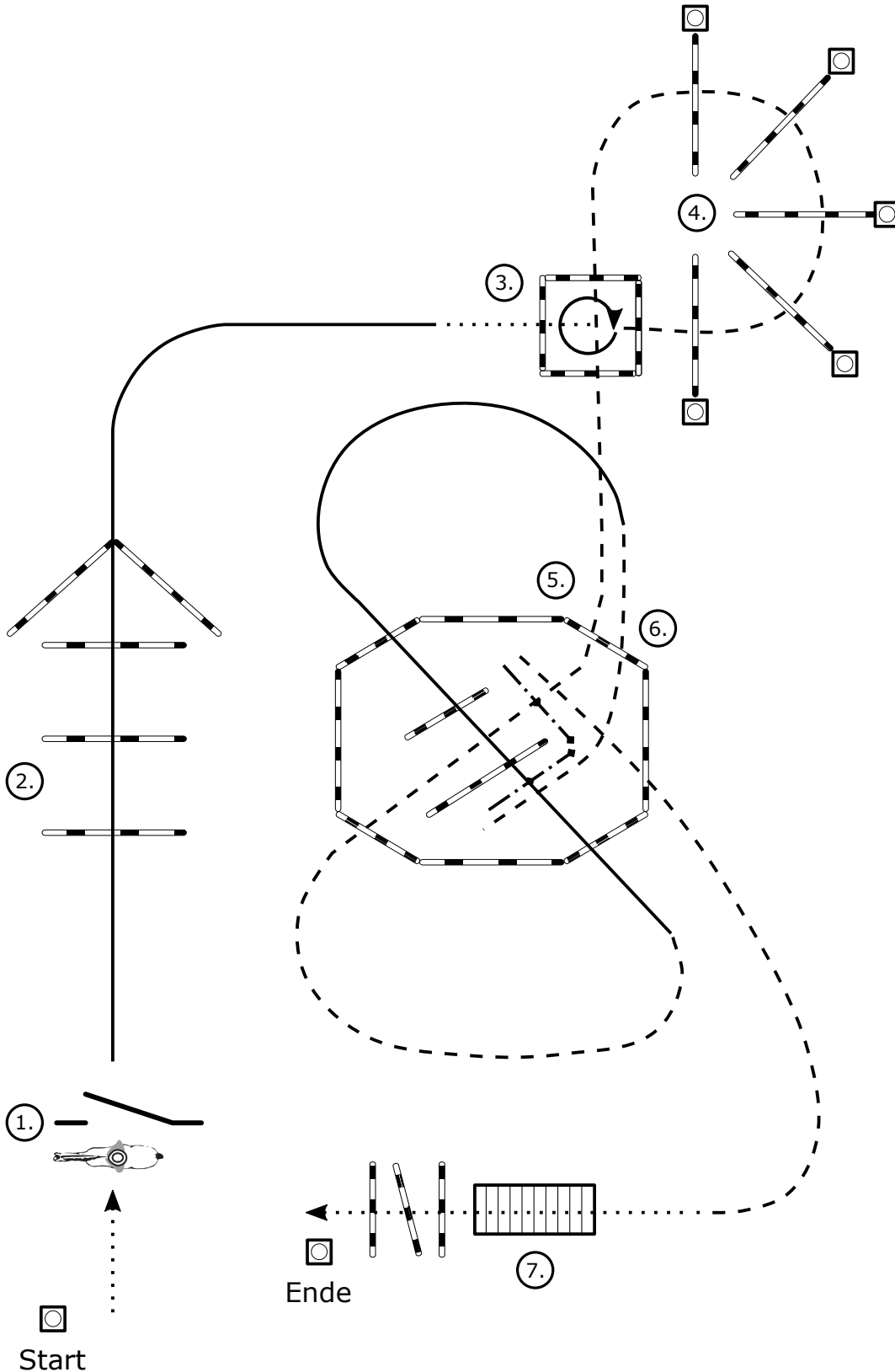


1. Bridge, Walk Over
2. Jog In, Back Up, Walk Out
3. Lope (RL) Over
4. Walk In, 270° Turn (R)
Walk Out
5. Jog Over
6. Jog Over
7. Gate (LH)

LH = Left Hand
 RH = Right Hand
 LL = Left Lead
 RL = Right Lead

- Walk
- - - - - Jog
- Lope
- ◄- - - - - Backup
- nn> Sidepass
- X ——— Lead Change
- nn

Trail Horse LK 2/1 A-Q

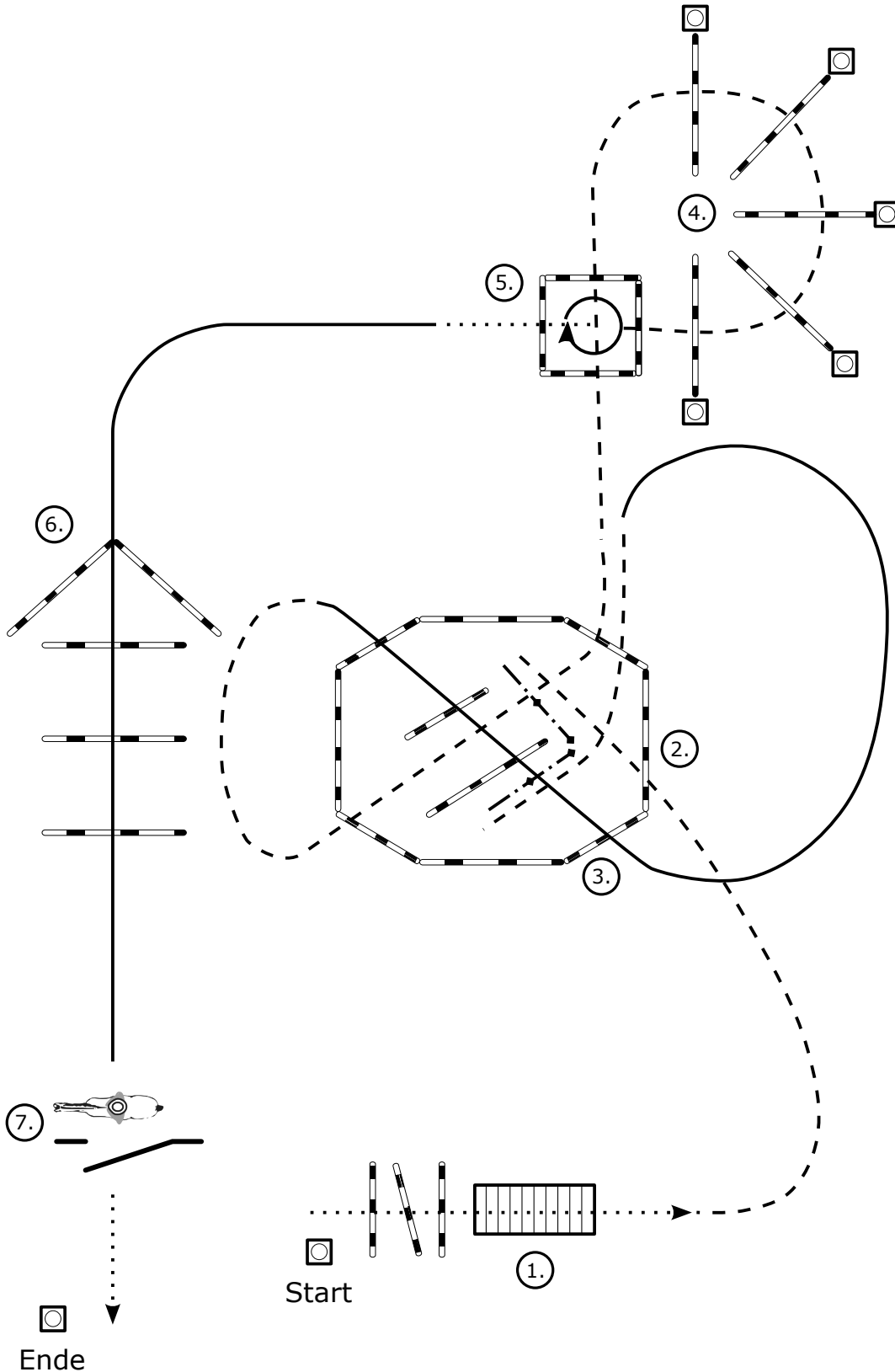


1. Gate (RH)
2. Lope (RL) Over
3. Walk In, 360° Turn (R),
Jog Out
4. Jog Over
5. Jog Over, Lope (RL) Over
6. Jog In, Back Up, Jog Out
7. Bridge, Walk Over

LH = Left Hand
 RH = Right Hand
 LL = Left Lead
 RL = Right Lead

- Walk
- - - - - Jog
- Lope
- ◄- - - - - Backup
- no> Sidepass
- X — Lead Change

Trail Horse LK 2/1 B-Q

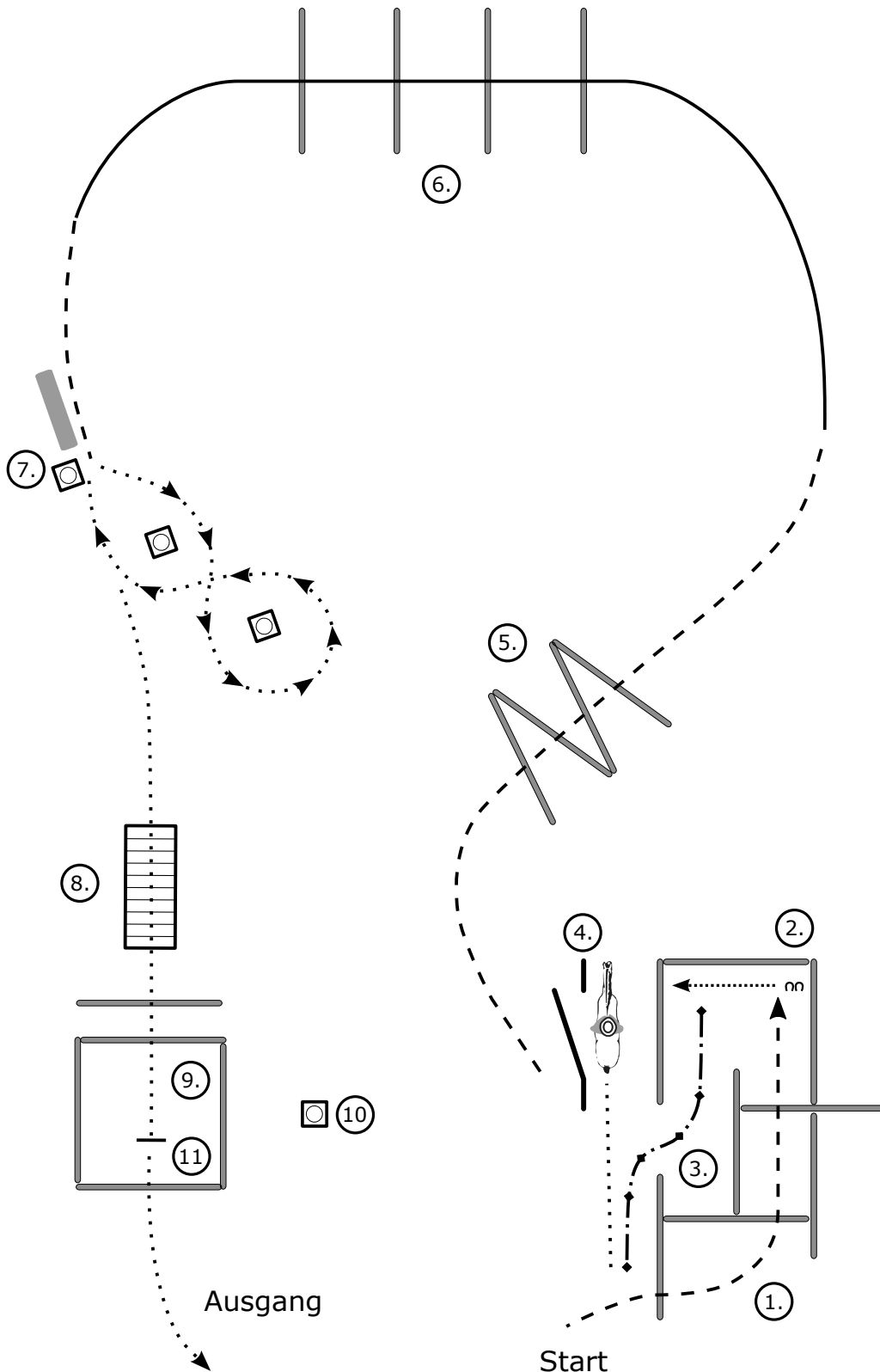


1. Walk Over, Bridge
2. Jog In, Back Up, Jog Out
3. Lope (RL) Over, Jog Over
4. Jog Over
5. Jog In, 360° Turn (R), Walk Out
6. Lope (LL) Over
7. Gate (LH)

LH = Left Hand
 RH = Right Hand
 LL = Left Lead
 RL = Right Lead

- Walk
- - - - - Jog
- Lope
- ◄- - - - - Backup
- on> Sidepass
- X — Lead Change

Ranch Trail LK 1-3 A/B

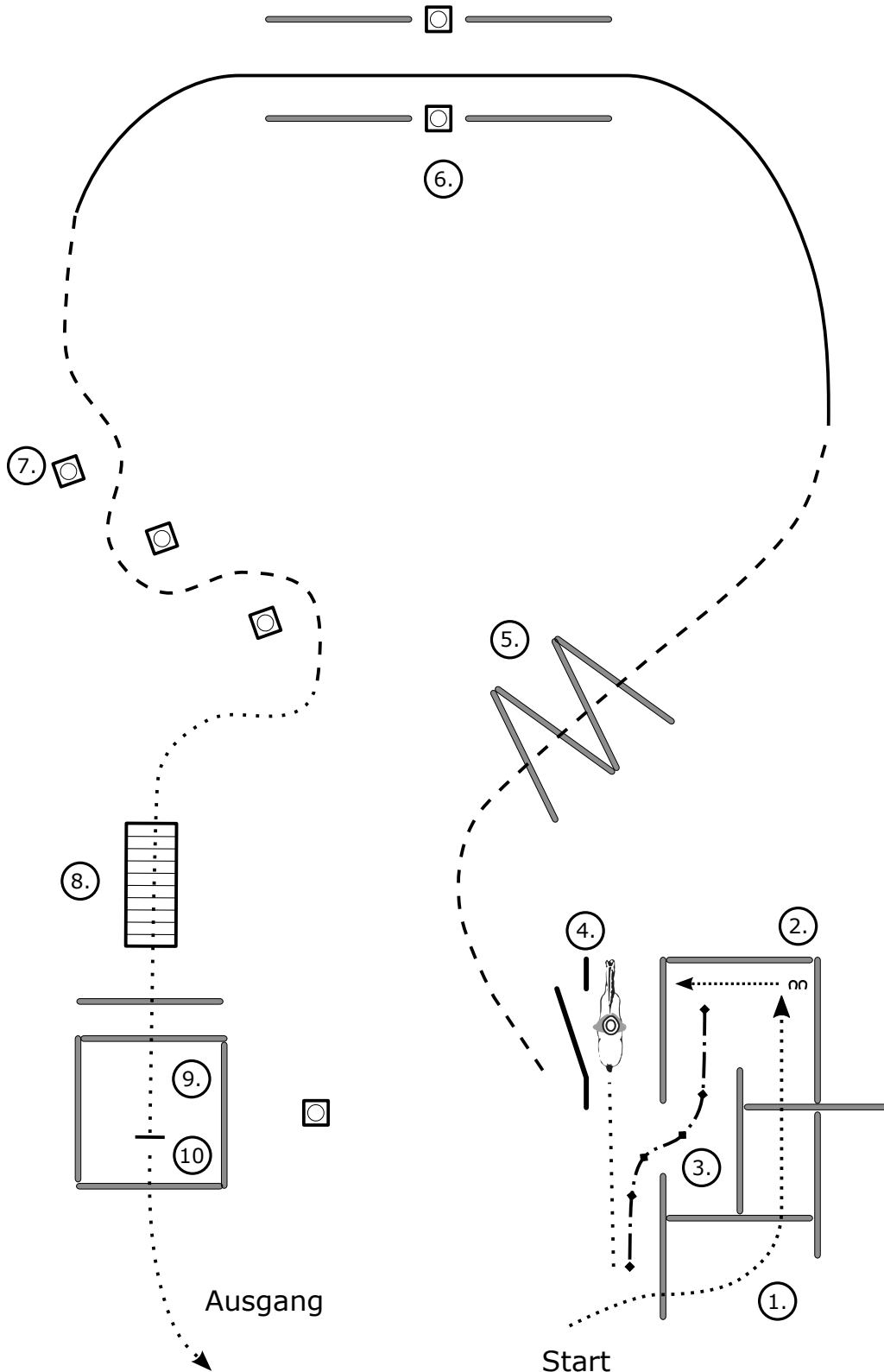


1. Jog Overs
2. Sidepass (L)
3. Back Up
4. Gate (LH)
5. Jog Overs
6. Lope (LL) Overs
7. Log Drag
8. Bridge
9. Ground Tie
10. Regenmantel anziehen
11. Aufsitzen
Walk Out

LH = Left Hand
 RH = Right Hand
 LL = Left Lead
 RL = Right Lead

- Walk
- - - - - Jog
- Lope
- ◄ - - - - ► Backup
- on> Sidepass
- X — Lead Change

Ranch Trail LK 4-5 A/B

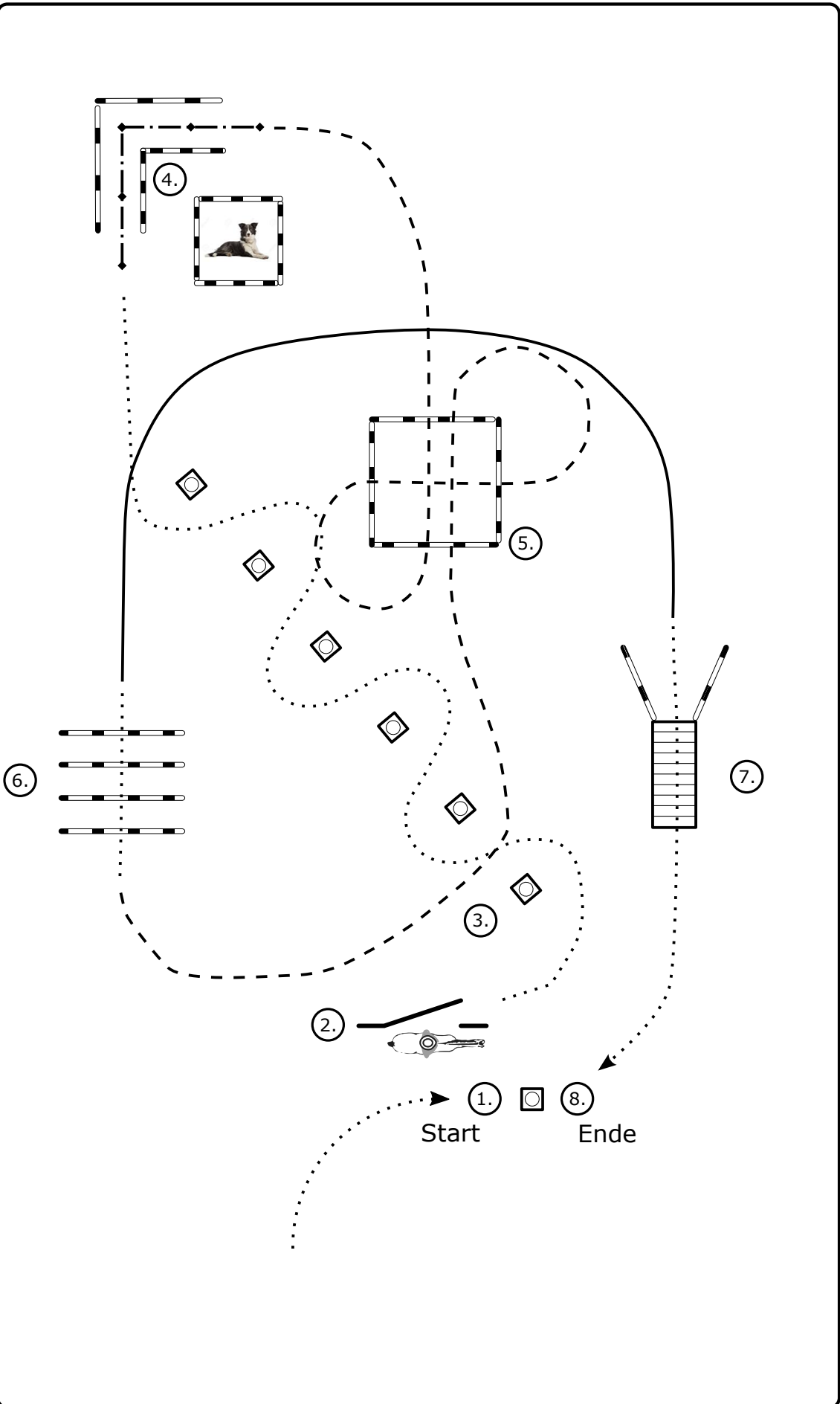


1. Walk Overs
2. Sidepass (L)
3. Back Up
4. Gate (LH)
5. Jog Overs
6. Lope (LL)
7. Jog Slalom
8. Bridge
9. Hufe hochheben
10. Aufsitzen
- Walk Out

LH = Left Hand
 RH = Right Hand
 LL = Left Lead
 RL = Right Lead

- Walk
- - - - - Jog
- Lope
- ◄- - - - - Backup
- ↔ Sidepass
- ⌘ Lead Change

Horse & Dog Trail LK 3-5



1. Einreiten
+ Hund ableinen
2. Tor
+ Hund voraus oder nachholen
3. Walk Slalom
+ Hund bei Fuß
4. Back Up
+ Hund vorher im Quadrat ablegen
+ danach Hund abrufen
5. Jog over
+ Hund bei Fuß
+ Hund mit durch das Quadrat
6. Walk over
+ Hund bei Fuß
7. Rechtsgalopp zur Brücke
+ Hund bei Fuß
Brücke
+ Hund voraus oder nachkommen lassen
8. Absteigen
+ Hund anleinen

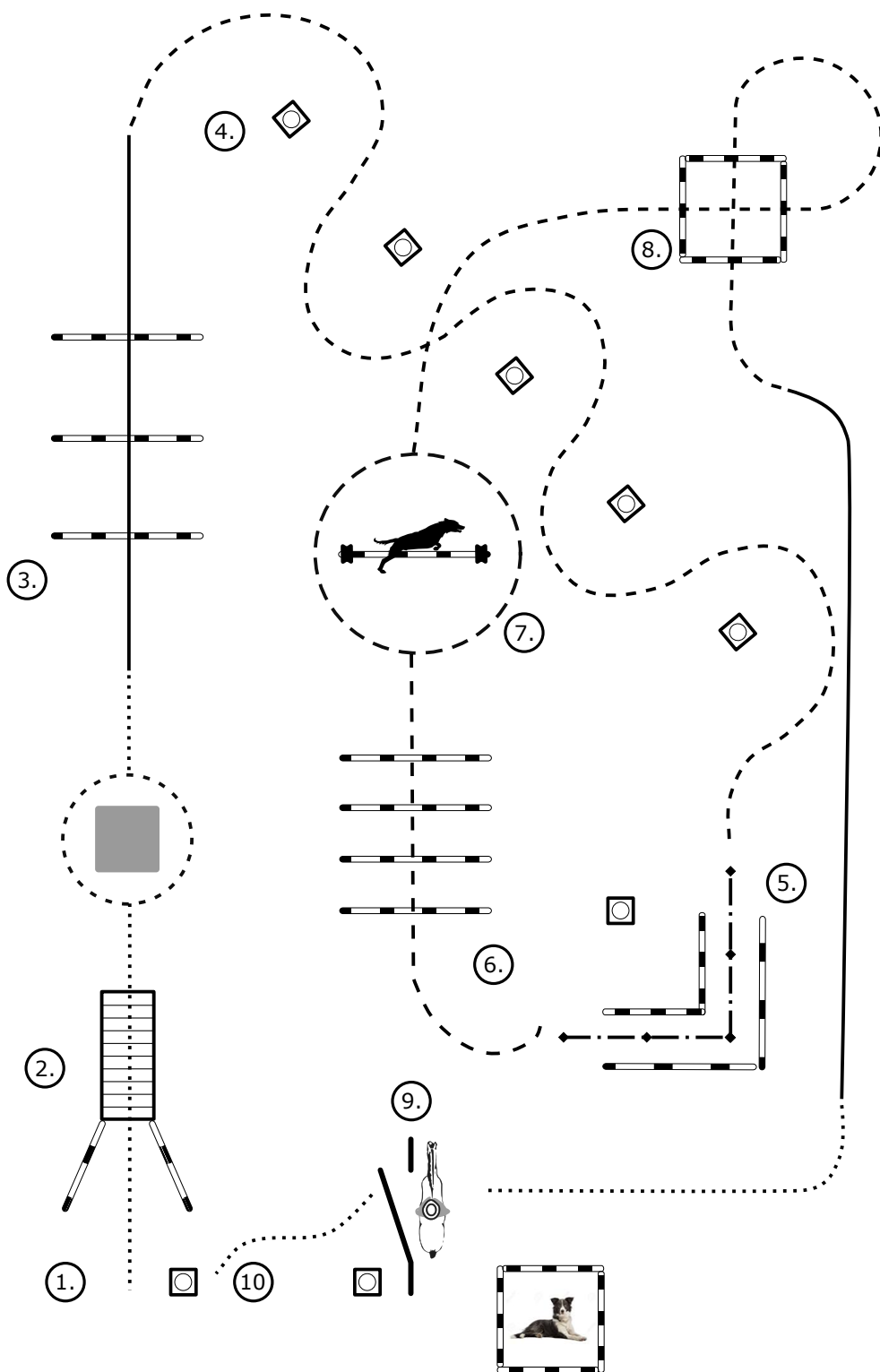
- Walk
- - - - - Jog
- Lope
- ◆ - - - ◆ Backup
- Sidepass
- X — Lead Change

Horse & Dog Trail LK 1/2 Q



1. Einreiten
an Pylone anhalten
+ Hund ableinen
2. Walk über Brücke
+ Hund voraus schicken
+ Hund auf Podest ablegen
um das Podest herum reiten
3. Lope Over
+ Hund bei Fuß über Stangen
4. Jog Slalom
+ Hund bei Fuß
5. Anhalten, Turn, Back Up "L"
+ Hund zur Pylone schicken und dort ablegen
6. Jog Over
+ Hund bei Fuß über Stangen
7. Jog am Sprung vorbei
+ Hund springt über Sprung
8. Jog Over
+ Hund bei Fuß und durch das Quadrat Lope
+ Hund bei Fuß
9. Tor
+ Hund in Box ablegen
+ Hund durch das Tor rufen
+ Hund an Pylone ablegen
Walk
+ Hund bei Fuß
10. Anhalten, absteigen
Hund anleinen

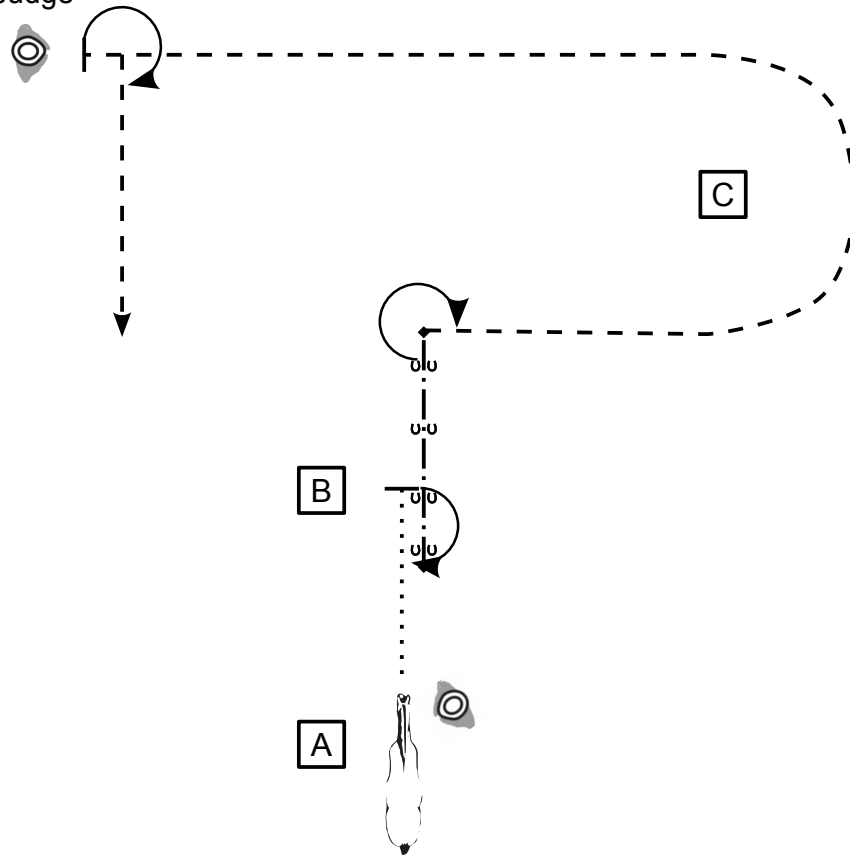
- Walk
- - - - - Jog
- Lope
- ◄ - - - - ► Backup
- on> Sidepass
- X — Lead Change



Showmanship at Halter LK 1/2



Judge

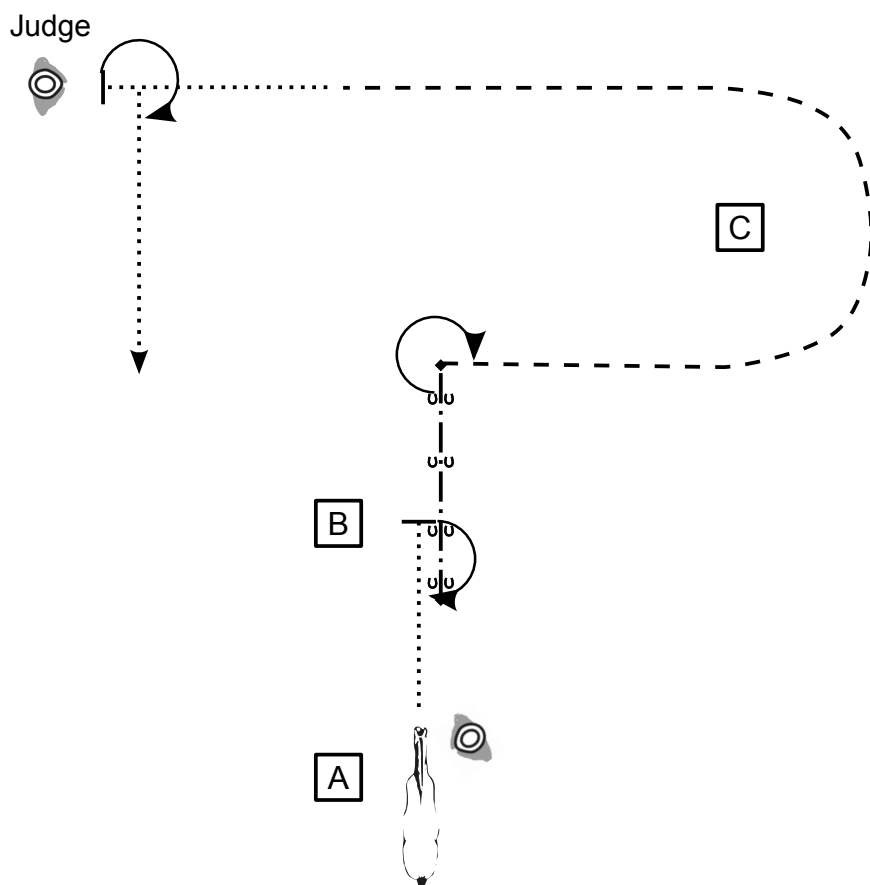


Set Up bei A

1. Walk bis B - Stop
2. 180° Turn
3. Back Up
ca. 2 Pferdelänge
4. 270° Turn
5. Jog um C zum Richter
Stop, Set Up
6. Inspektion
7. 270° Turn
Jog in den Warm Up Bereich

- A** Marker
- Walk
- - - - - Jog
- - - - - ext. Jog
- ←↻→ Back Up

Showmanship at Halter LK 3



Set Up bei A

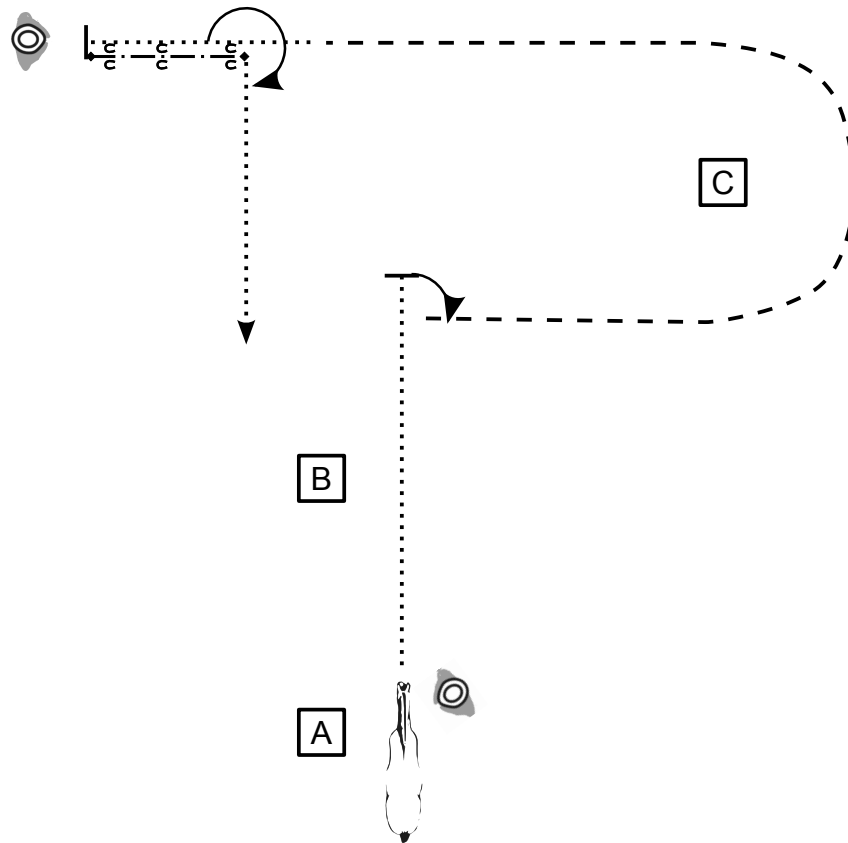
1. Walk bis B - Stop
2. 180° Turn
3. Back Up
ca. 2 Pferdelänge
4. 270° Turn
5. Jog um C, Walk zum Richter
Stop, Set Up
6. Inspektion
7. 270° Turn
Walk in den Warm Up Bereich

- A** Marker
- Walk
- - - - - Jog
- - - - - ext. Jog
- ←↻→ Back Up

Showmanship at Halter LK 4 / LK 5



Judge

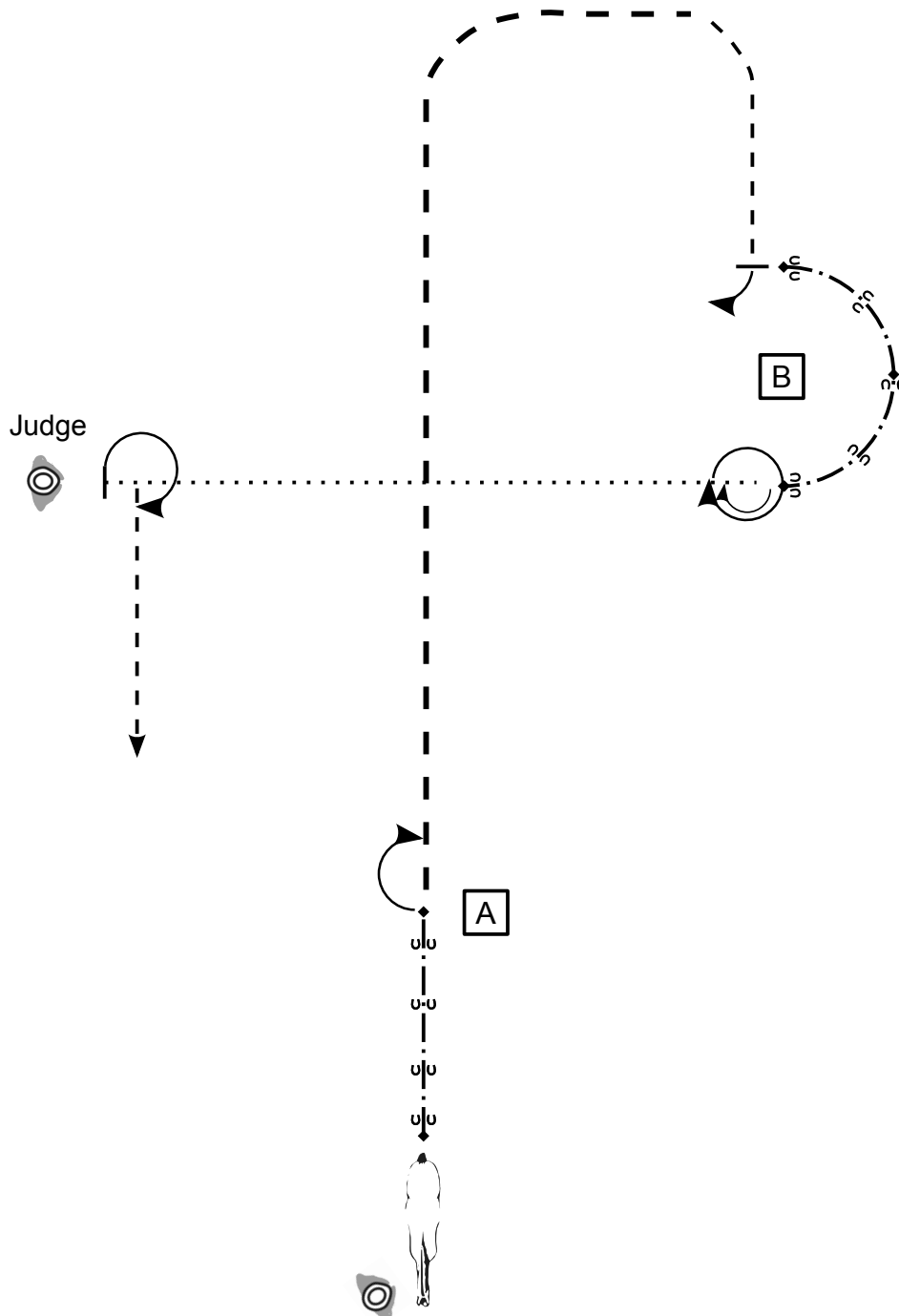


Set Up bei A

1. Walk bis hinter B - Stop
2. 90° Turn
3. Jog um C, Walk zum Richter
Stop, Set Up
4. Inspektion
5. Back Up
ca. 1 Pferdelänge
6. 270° Turn
Walk in den Warm Up Bereich

- A Marker
- Walk
- - - - - Jog
- - - - - ext. Jog
- ← 3 → · → 3 → · → 3 → Back Up

Showmanship at Halter LK 2/1 Q

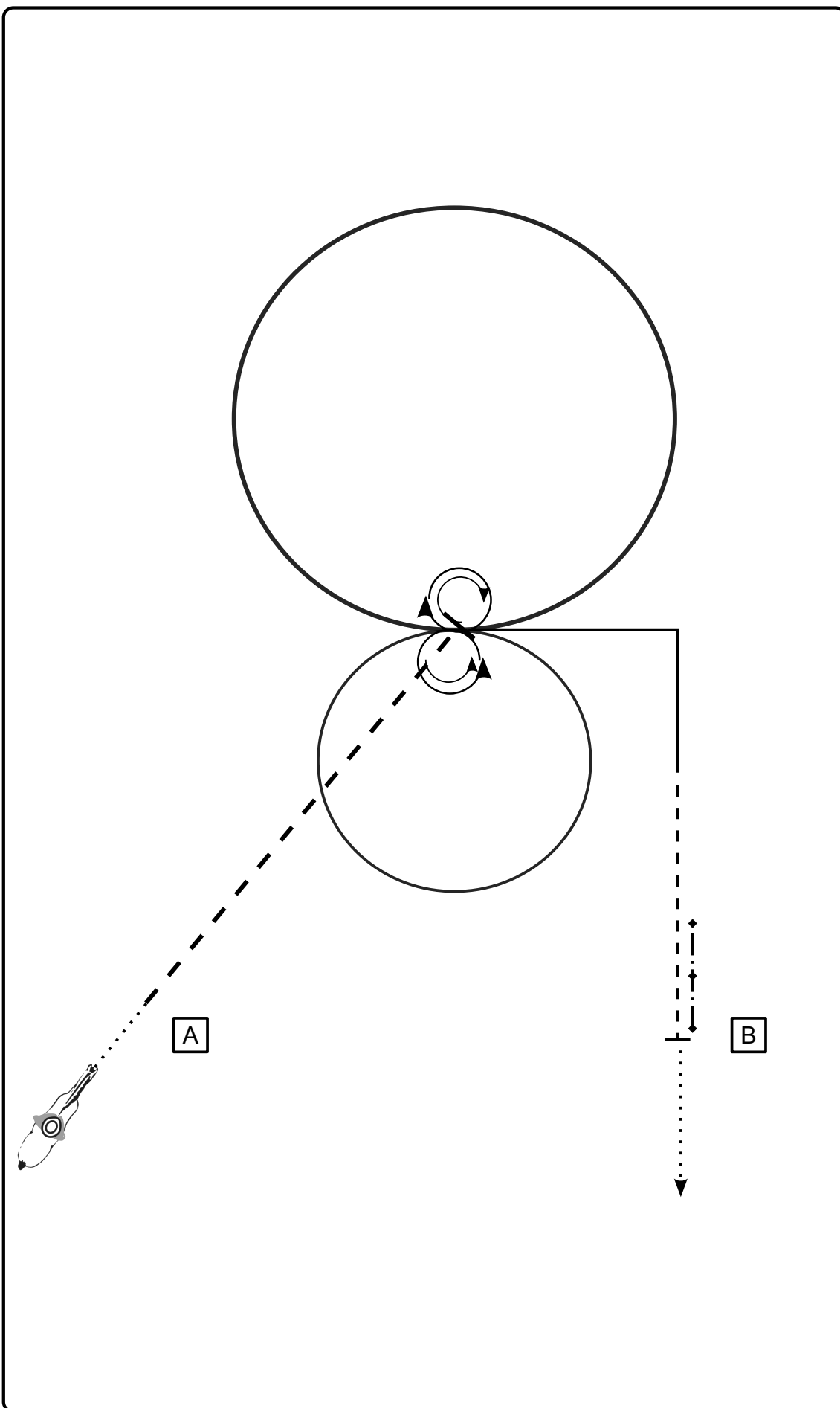


Set Up vor A

1. Back Up bis A
2. 180° Turn
3. Ext Jog, Jog - Stop
4. 90° Turn
5. Back Up um B
in Linie mit dem Richter
6. 540° Turn
7. Walk zum Richter - Stop
Set Up - Inspektion
8. 270° Turn
Jog in den Warm Up Bereich

- A** Marker
 Walk
 - - - - - Jog
 - - - - - ext. Jog
 ←↻→ Back Up

Western Horsemanship LK 1 A / LK 2 A

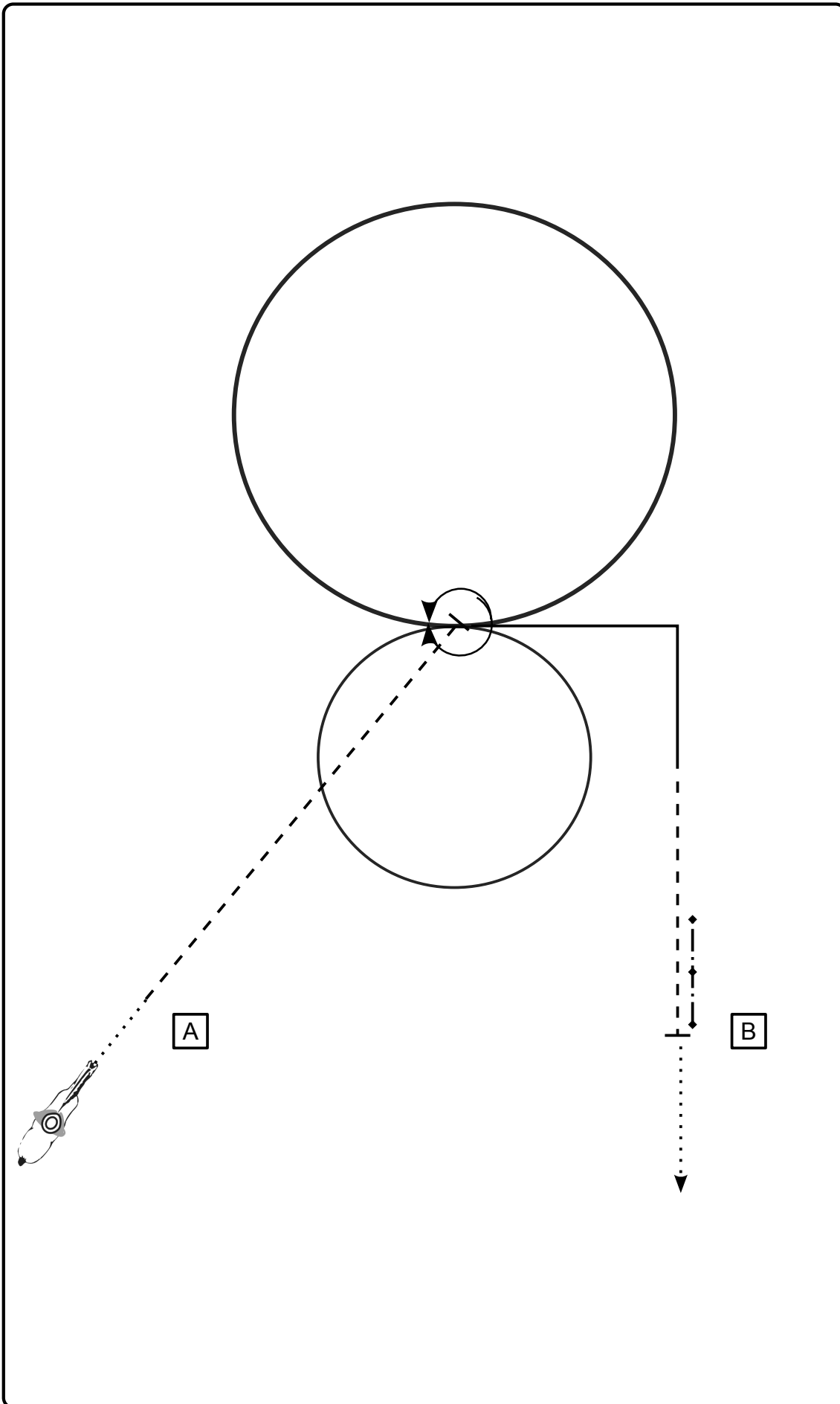


1. Walk bis A
Ext. Jog zur Mitte der Arena
Stop
2. 585° Turn (R)
3. Ext. Lope (RL) Zirkel
4. Lead Change
(flying/simple)
5. Lope (LL) Zirkel
Stop
6. 540° Turn (L)
7. Lope (RL)
Square Corner
8. Jog, Stop, Back Up
Walk in den Warm Up
Bereich

L = Left
R = Right
LL = Left Lead
RL = Right Lead

- | | |
|------------|----------------|
| A | Marker |
| | Walk |
| - - - - - | Jog |
| - - - - - | ext. Jog |
| ————— | Lope |
| ————— | ext. Lope |
| ◄- - - - - | Backup |
| on | Sidepass |
| —————
X | Lead
Change |

Western Horsemanship LK 1/2 B

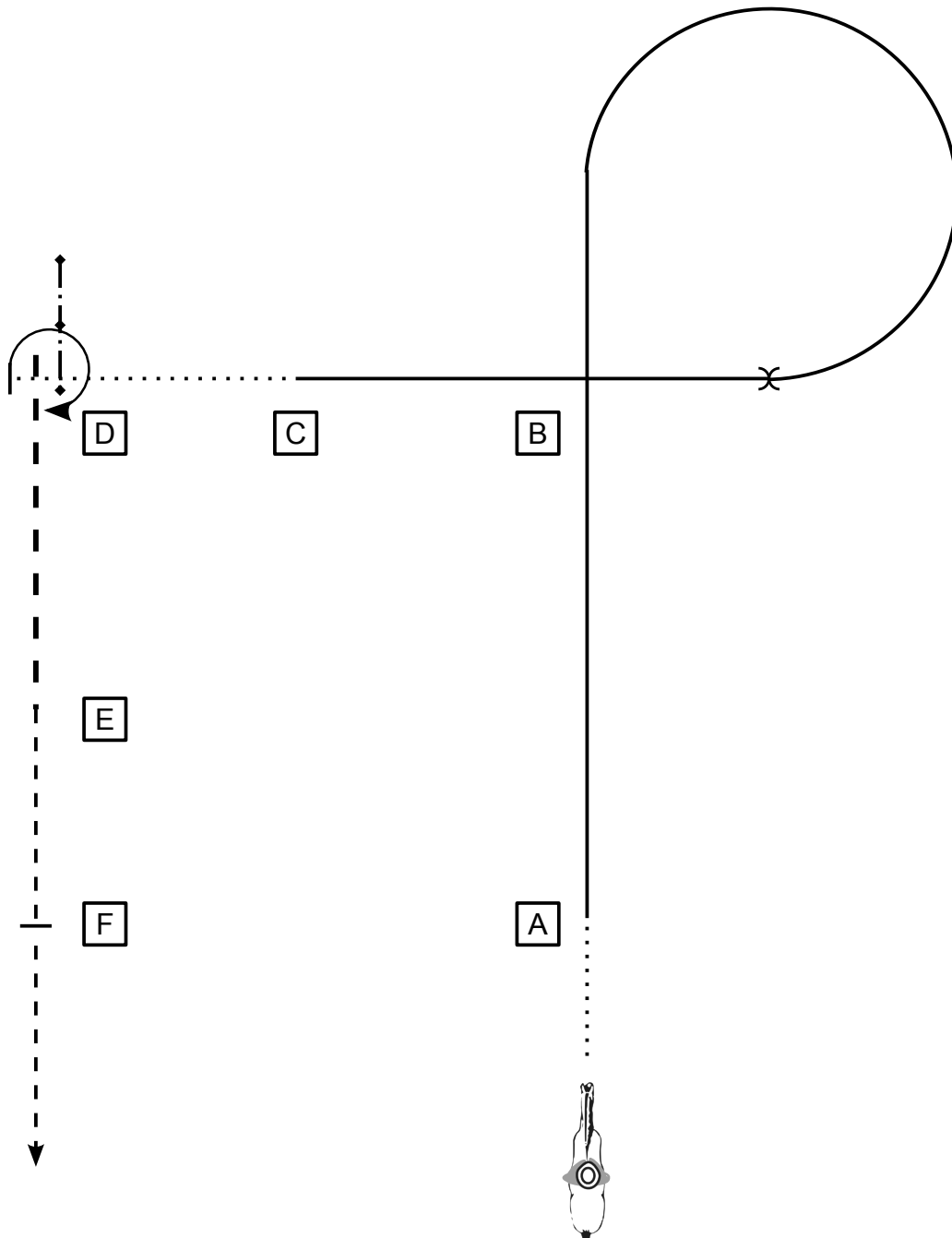


1. Walk bis A
Ext. Jog zur Mitte der Arena
Stop
2. 225° Turn (R)
3. Ext. Lope (RL) Zirkel
4. Lead Change
(flying/simple)
5. Lope (LL) Zirkel
Stop
6. 180° Turn (L)
7. Lope (RL)
Square Corner
8. Jog, Stop, Back Up
Walk in den Warm Up
Bereich

L = Left
 R = Right
 LL = Left Lead
 RL = Right Lead

- | | |
|---|-------------|
| A | Marker |
| | Walk |
| - - - - - | Jog |
| - - - - - | ext. Jog |
| ————— | Lope |
| ————— | ext. Lope |
| ◄- - - - -> | Backup |
| on | Sidepass |
| — X — | Lead Change |

Western Horsemanship LK 3

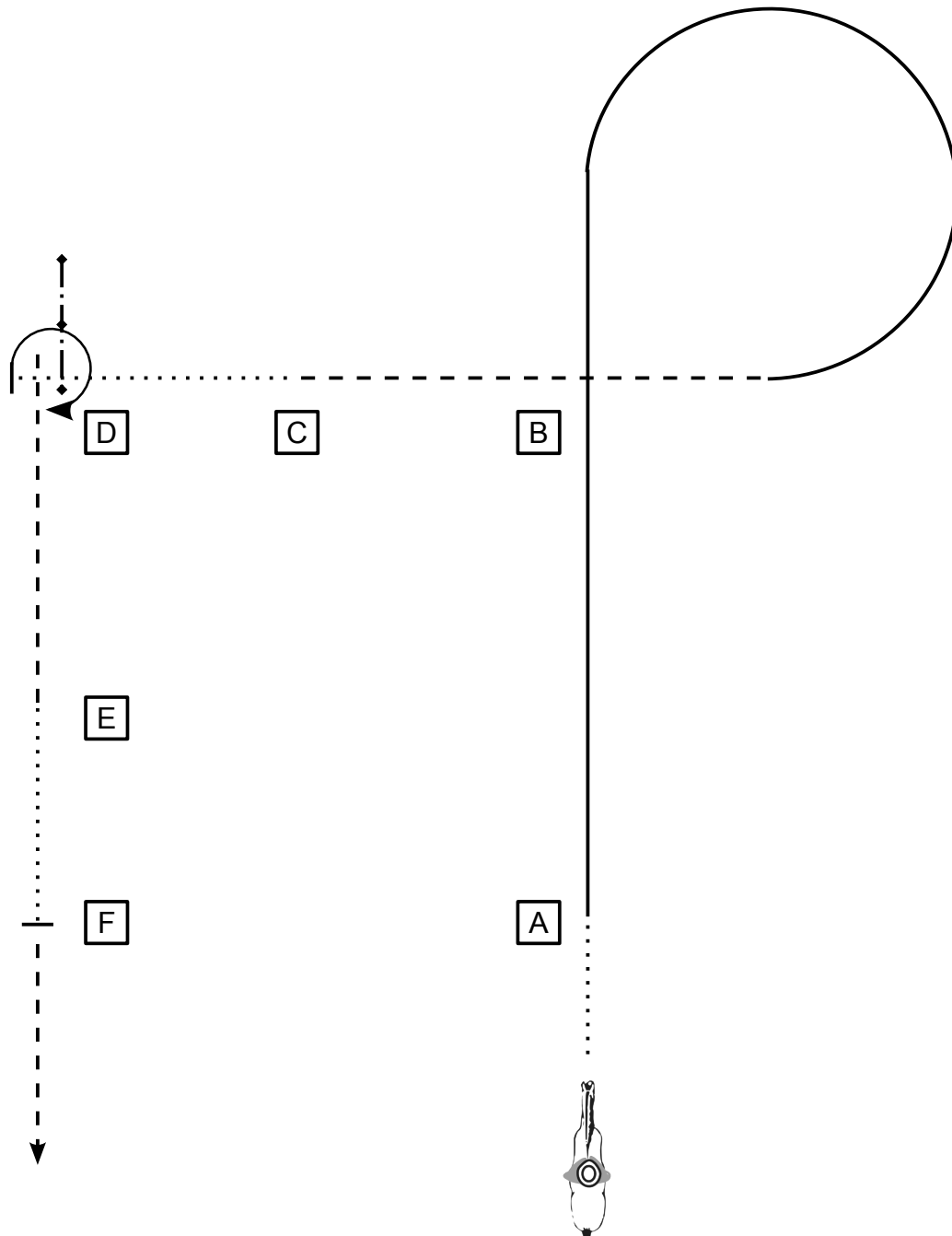


1. Walk bis A
Lope (RL) an B vorbei und zurück zu B
2. Vor B Lead Change (flying/simple)
3. Lope (LL) bis C
Walk bis hinter D - Stop
4. 270° Turn (R)
5. Back Up
6. Ext. Jog bis E
7. Jog bis F - Stop
Jog in den Warm Up Bereich

L = Left
R = Right
LL = Left Lead
RL = Right Lead

- | | |
|-------------|-------------|
| [A] | Marker |
| | Walk |
| - - - - - | Jog |
| - - - - - | ext. Jog |
| ————— | Lope |
| ————— | ext. Lope |
| ◄- - - - -> | Backup |
| on> | Sidepass |
| ————— X | Lead Change |

Western Horsemanship LK 4 A / LK 4 B

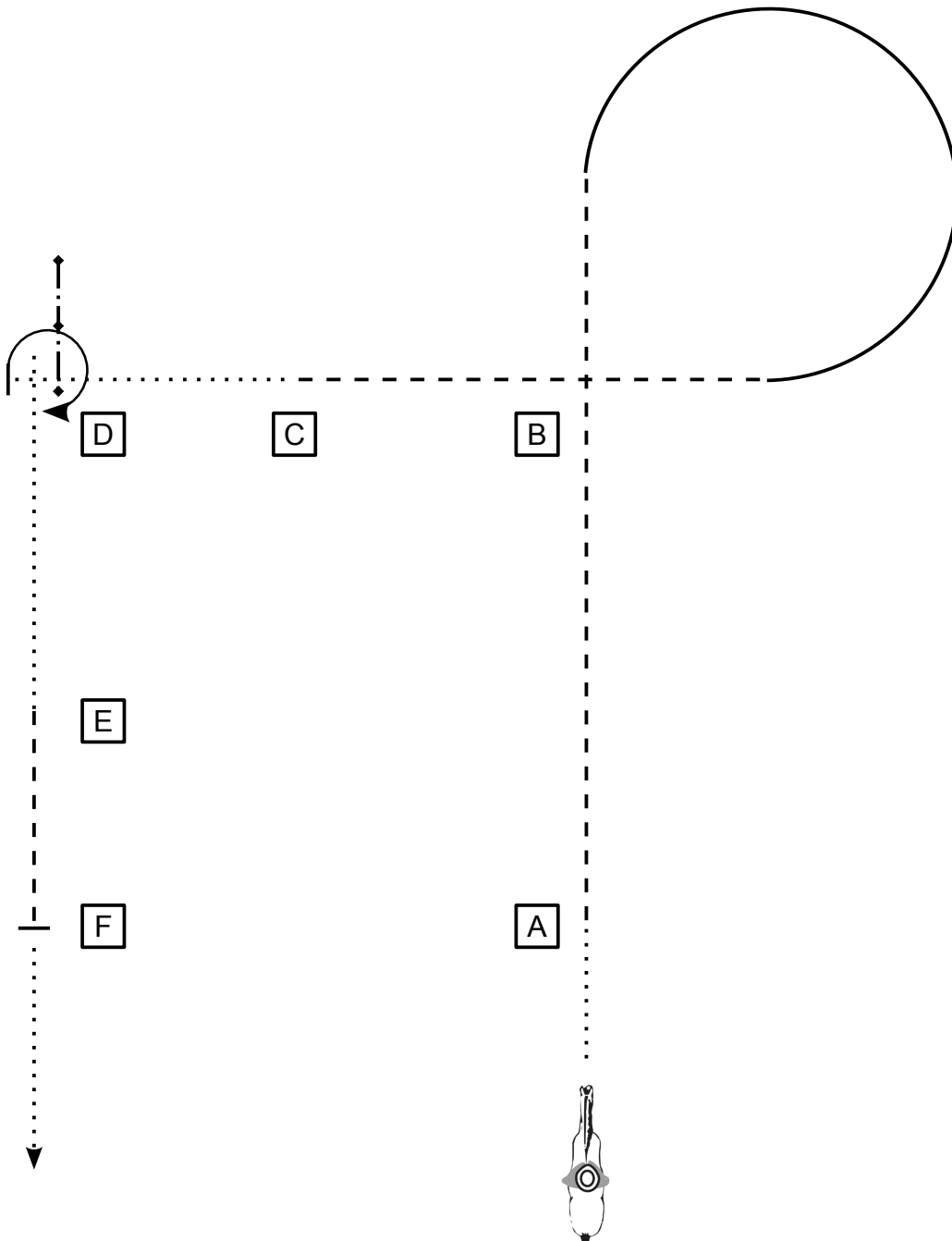


1. Walk bis A
Lope (RL) an B vorbei und zurück zu B
2. Vor B Jog bis C
3. Walk bis hinter D - Stop
4. 270° Turn (R)
5. Back Up
6. Jog bis E
7. Walk bis F - Stop
Jog in den Warm Up Bereich

L = Left
R = Right
LL = Left Lead
RL = Right Lead

- | | |
|---|-------------|
| A | Marker |
| | Walk |
| - - - - - | Jog |
| - - - - - | ext. Jog |
| ————— | Lope |
| ————— | ext. Lope |
| ◄- - - - -> | Backup |
| on> | Sidepass |
| —————
X | Lead Change |

Western Horsemanship LK 5

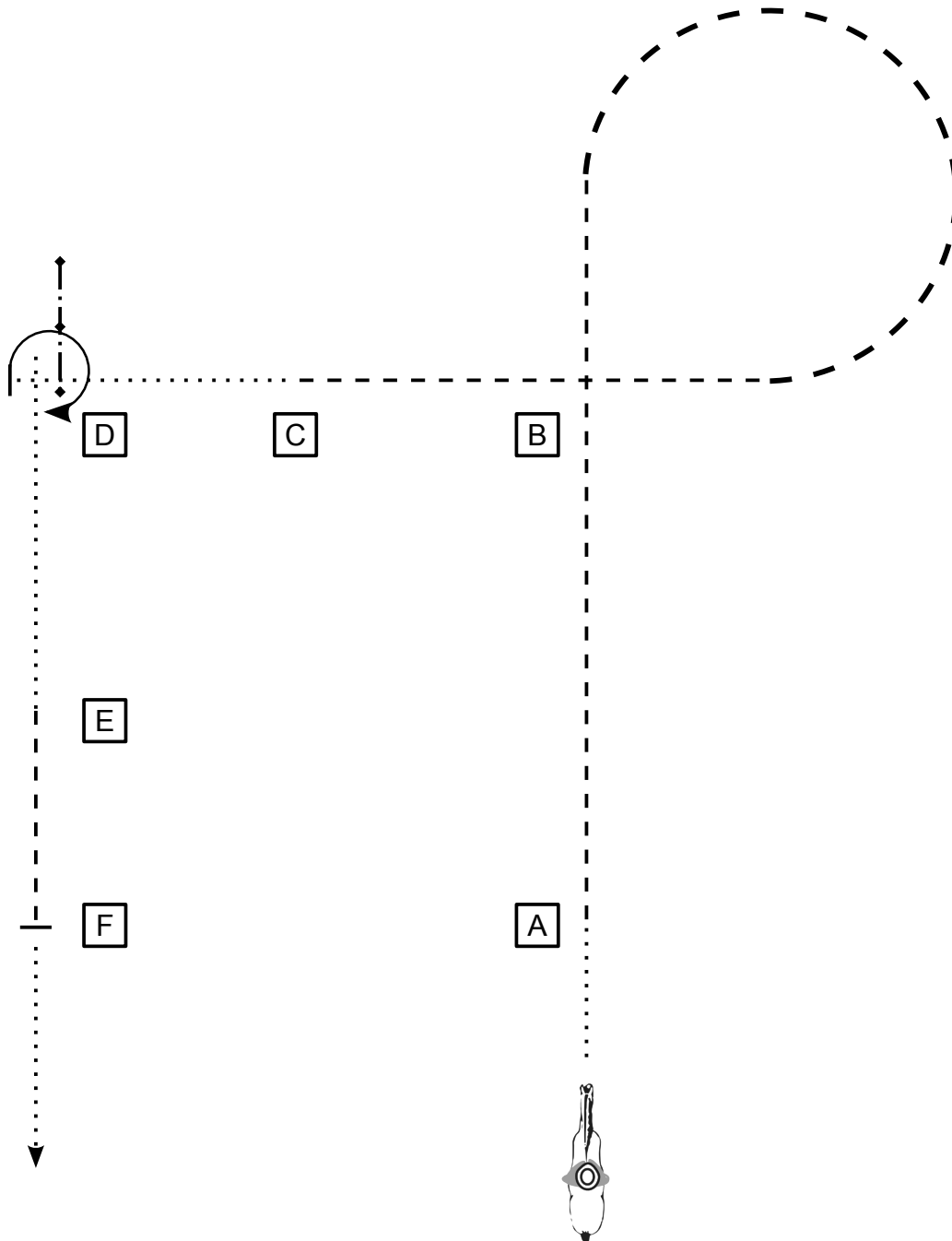


1. Walk bis A
Jog bis hinter B
2. Lope (RL) 3/4 Zirkel
3. Vor B Jog bis C
4. Walk bis hinter D - Stop
5. 270° Turn (R)
6. Back Up
7. Walk bis E
8. Jog bis F - Stop
Walk in den Warm Up Bereich

L = Left
R = Right
LL = Left Lead
RL = Right Lead

- | | |
|---|----------------|
| A | Marker |
| | Walk |
| - - - - - | Jog |
| - - - - - | ext. Jog |
| ————— | Lope |
| ————— | ext. Lope |
| ◄- - - - -> | Backup |
| on> | Sidepass |
| —————
X | Lead
Change |

Western Horsemanship Walk/Trot Jugend

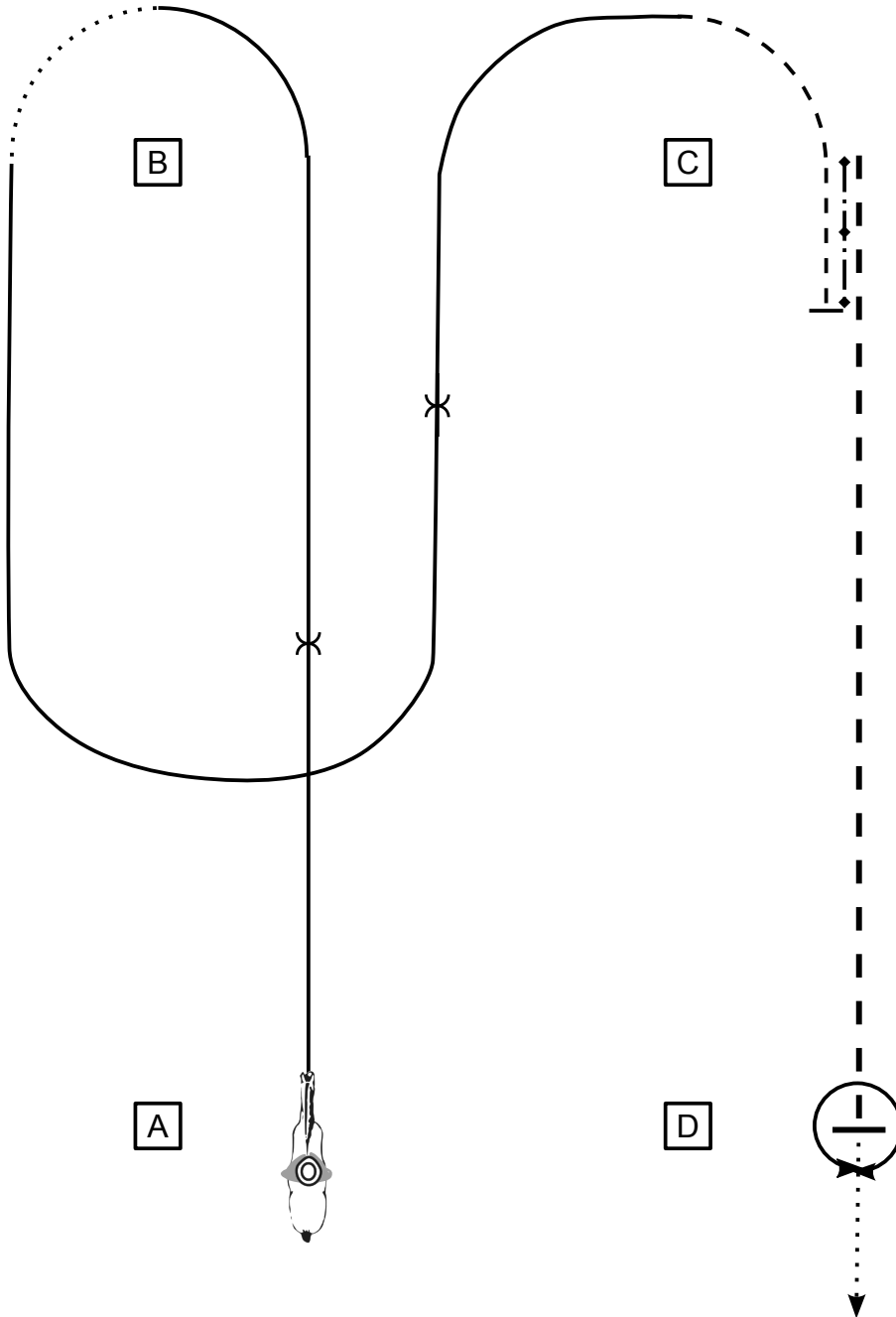


1. Walk bis A
Jog bis hinter B
2. Ext.Jog 3/4 Zirkel
3. Vor B Jog bis C
4. Walk bis hinter D - Stop
5. 270° Turn (R)
6. Back Up
7. Walk bis E
8. Jog bis F - Stop
Walk in den Warm Up Bereich

L = Left
R = Right
LL = Left Lead
RL = Right Lead

- | | |
|---|-------------|
| A | Marker |
| | Walk |
| - - - - - | Jog |
| - - - - - | ext.Jog |
| _____ | Lope |
| _____ | ext. Lope |
| ◄- - - - -◇ | Backup |
| on→ | Sidepass |
| _____X_____ | Lead Change |

Western Horsemanship LK 2/1 A-Q / LK 2/1 B-Q



Be ready at A

1. Lope (LL)
2. Lead Change
3. Lope (RL)
- Walk
4. Lope (RL)
5. Lead Change
6. Lope (LL)
- Jog past C - Stop
7. Back Up to C
- ext. Jog to D - Stop
8. 360° Turn (optional R/L)

Walk to Warm Up Area

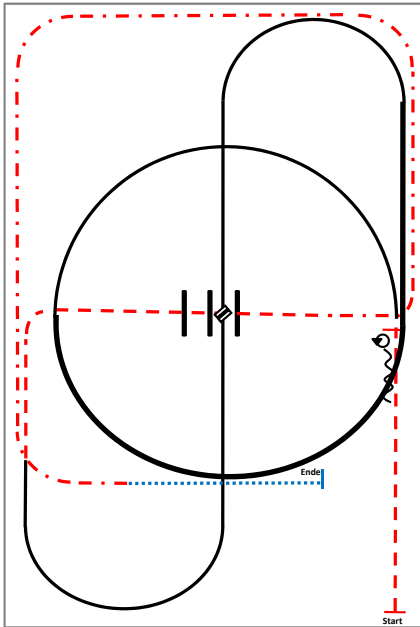
L = Left
 R = Right
 LL = Left Lead
 RL = Right Lead

- | | |
|--|-------------|
| | Marker |
| | Walk |
| | Jog |
| | ext. Jog |
| | Lope |
| | ext. Lope |
| | Backup |
| | Sidepass |
| | Lead Change |

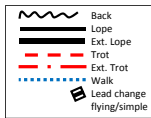
Ranch Riding

LK 1/2 Junior

Qualifikationspattern RR 2017 #4: LK 1/2 jun.
 (auch für Hallen und Plätze 20x40m geeignet)

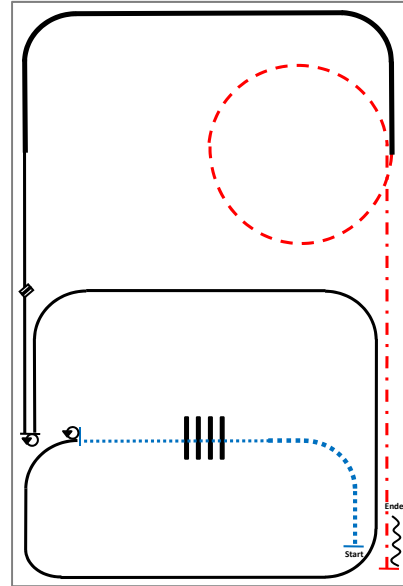


- 1) Trot.
- 2) Stop, 180° turns each direction either way first.
- 3) Back.
- 4) Lope left lead.
- 5) Extended lope, lope.
- 6) Lead change.
- 7) Lope right lead.
- 8) Trot, trot over.
- 9) Extended trot.
- 10) Walk, stop.

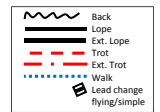


LK 1 A Senior / LK 2 A Senior LK 1/2 B

Qualifikationspattern RR 2017 #2: LK 1/2 A/B sen.
 (auch für Hallen und Plätze 20x40m geeignet)

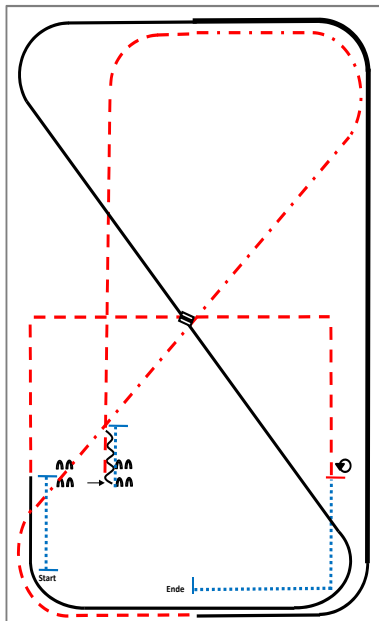


- 1) Extended walk.
- 2) Walk over, walk.
- 3) Stop, 360° turn left.
- 4) Lope left lead.
- 5) Stop, 180° turn right.
- 6) Lope left lead, lead change.
- 7) Lope right lead, extended lope.
- 8) Trot small circle.
- 9) Extended trot.
- 10) Stop, back.

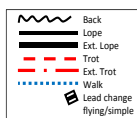


LK 3

Pattern RR 2017 #3: LK 3 A/B
 (auch für Hallen und Plätze 20x40m geeignet)

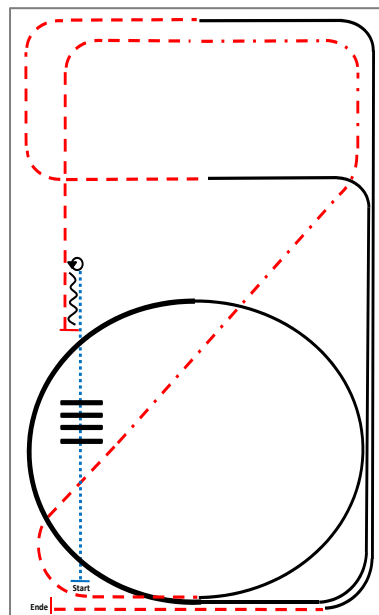


- 1) Walk, stop.
- 2) Sidepass right.
- 3) Walk, stop, back.
- 4) Trot.
- 5) Extended trot, trot.
- 6) Lope left lead.
- 7) Extended lope, lope.
- 8) Lead change.
- 9) Lope right lead.
- 10) Trot corners.
- 11) Stop, 360° turn left or right, walk, stop.

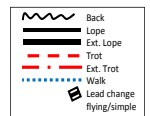


LK 4 A / LK 4 B / LK 5

Pattern RR 2017 #3: LK 4/5 A/B
 (auch für Hallen und Plätze 20x40m)



- 1) Walk.
- 2) Walk over, walk.
- 3) Stop, 360° turn left or right.
- 4) Back.
- 5) Trot.
- 6) Extended trot, trot.
- 7) Lope left lead.
- 8) Extended lope, lope.
- 9) Trot.
- 10) Lope right lead.
- 11) Trot, stop.



Patternübersicht



Jungpferde

Basis 4j	Pattern 3
Basis 5j	Pattern 4
Trail 4j	Pattern 4
Trail 5j	Pattern 5
Reining 4j	Pattern 1
Reining 5j	Pattern 1

Western Riding

LK 1 A Senior	Pattern 1
LK 2 A Senior	Pattern 1
LK 1/2 Junior	Pattern 6
LK 3	Pattern 6
LK 2/1 Q	Pattern 8

Senior Superhorse

LK 1/2	Pattern 1
LK 2/1 Q	Pattern 3

YOUNGSTARS

Reining	Pattern 8
Challenge	Pattern 1

Reining

LK 1/2 Junior	Pattern 5
LK 1	Pattern 4
LK 2	Pattern 6
LK 3	Pattern 11
LK 4	Pattern 14
LK 2/1 Q Junior	Pattern 11
LK 2/1 A-Q Senior	Pattern 8
LK 2/1 B-Q	Pattern 11

Ranch Riding

LK 1/2 Junior	Pattern 4
LK 1 A Senior	Pattern 2
LK 2 A Senior	Pattern 2
LK 1/2 B	Pattern 2
LK 3	Pattern 3
LK 4 A	Pattern 3
LK 4 B	Pattern 3
LK 5	Pattern 3
LK 2/1 Q Junior	Pattern 2
LK 2/1 A-Q Senior	Pattern 4
LK 2/1 B-Q	Pattern 4